



FISCAL YEAR 2025-26  
**UNIVERSITY  
OF KENTUCKY**

OPERATING AND CAPITAL  
**BUDGET**



## TABLE OF CONTENTS

<b>PRESIDENT’S BUDGET MESSAGE .....</b>	<b>1</b>
<b>REVENUE AND EXPENSE SUMMARIES</b>	
Current Funds Revenues, Appropriated Fund Balances and Net Transfers .....	3
Current Funds Expenditures by Major Object .....	9
Current Funds Expenditures by Function .....	12
<b>EXPENSES BY COLLEGES AND UNITS</b>	
President Area Expenses.....	14
Executive Vice President for Finance and Administration Area Expenses.....	16
Provost Area Expenses.....	20
Research Area Expenses .....	38
Student Success Area Expenses .....	40
UK Athletics Area Expenses .....	41
UK HealthCare Area Expenses .....	42
University-Wide Area Expenses .....	43
UK Affiliated Corporations Expenses .....	45
<b>TUITION, FEE AND RATE SCHEDULES</b>	
Tuition and Mandatory Fees .....	46
Mandatory Student Fees .....	71
Housing Rates .....	77
Dining Rates .....	81
Athletic Event Ticket Prices .....	82
Parking Permit Rates .....	83
Student Fees .....	84
<b>GLOSSARY .....</b>	<b>137</b>

# President's Budget Message

JUNE 13, 2025

## Members of the Board of Trustees, Campus Community, Alumni and Friends,

I have remarked often in recent months that every part of our community is experiencing stress and is under scrutiny. It is a moment in time unlike any I can remember in my career.

This is true for all of higher education. It is a time of uncertainty, in which the unknowns are in so many ways greater than the knowns – skepticism in so many quarters about who we are and what we do and a flurry of executive orders and actions that have challenged our efforts in discovery, our outreach into the state and the ways in which we think about creating and sustaining community.

The questions, our reactions to them and how we move forward only underscore the importance of the Fiscal Year (FY) 2025-26 budget detailed in the pages that follow.

It's been said that we know what people care about by how they spend their time and their resources, which they earn and with which they are entrusted.

The same is true of institutions.

What we value is best depicted in where and how we invest our time, our talents and our treasure.

This budget – \$8.6 billion for the coming year – demonstrates with clarity and focus, humility and pride, compassion and commitment, what we care about:

Kentucky.

Our mission, forged more than 160 years ago, is our state's future – the health and well-being of her people. Simply put, our north star is to advance the state we were created to serve.

Our focus is clear. Our commitment is resolute. Our aspirations, no matter the time or how daunting the challenge, have never been higher or more essential:

We dream of a state that tomorrow is healthier, wealthier and wiser than it is today.

It is in that spirit that this budget – across a sprawling enterprise with a presence in every corner and community of the Commonwealth – details how we intend to make



UK President Eli Capilouto at the U.S. Capitol, December 2024

good on that mission, in this moment of both peril and promise, during the coming year.

As complex as our institution is in so many ways, I think about our community and this budget through:

- The students we educate and prepare for lives of meaning and purpose
- The people, our community, who we expect to take care of and serve Kentucky
- Our performance in alignment with the priorities of our state
- How we extend healing and hope through care and discovery
- Strategic investments we make that strengthen our brand and our connection to Kentucky

## Our students

- The budget includes a modest increase in tuition and mandatory fees, designed to hold down prices and increase access to the distinctive education that only we provide for Kentucky.
- The success of this strategy is evident in the fact that for six years now the rolling, four-year average for tuition and fee increases has been under 3 percent.
- The percentage of Kentucky students graduating without debt is now over 50 percent, backed by continually increasing levels of financial aid.
- More than 90 percent of resident undergraduate students at UK receive financial aid that doesn't have to be repaid.

# President's Budget Message

JUNE 13, 2025

- The result of those efforts: We project a record number of first-time, first-year students this fall of more than 6,800 – the fourth straight class of more than 6,000 students even as our six-year graduation rates continue to climb, with historic highs of more than 70 percent.
- Over the last decade our enrollment has increased by nearly 16 percent, and we project an overall enrollment this fall of nearly 37,000 students.
- The state is now within a few percentage points of its 2030 goal of 60 percent of Kentuckians with a postsecondary certificate or degree. The University of Kentucky is driving that progress.

## Our performance

- Since FY 2021-22, state appropriations to the University of Kentucky have increased from a little more than \$271 million to \$364 million for FY 2025-26. It's a reflection of the deep faith in our university by policymakers and a sense of how much they expect of us in return.
- Increasingly, resources from the state to universities have been allocated through a Performance Funding Model – a model that prioritizes investment by examining how universities perform in alignment with the state's priorities.
- This year, UK is receiving more than \$40 million of the nearly \$90 million performance funding pool. Since its inception in 2017-18, UK has always scored the highest in terms of the 11 metrics measured by the model.
- Those metrics include areas such as the number of bachelor's degrees awarded, the number of graduates in STEM+H fields and success in our commitment to first-generation and low-income students.
- With those dollars – both from the state and through tuition – UK is returning more and more resources directly to the colleges to invest in the success of our students and our mission to advance Kentucky.
- These Financial Allocation Models – which last year totaled more than \$35 million – represent direct investments back in our academic units for

performance that matches with the state's priorities and our mission to advance this state.

## Our people and how we support them

- The budget includes a 1.5% increase in compensation for all eligible UK and UKHC employees, with a minimum raise of \$750.
- It's the 12th time in 13 years we've been able to provide compensation increases for our people.
- All told, and thanks to the work of so many across our campus, we are investing more than \$80 million in additional compensation and benefits central to our continued efforts to take care of our people.
- The university also is expanding of our parental leave and elder care leave – from two weeks to four weeks for parental leave and from one week to two weeks for elder care leave.

## Our capacity to extend healing and hope

- We anticipate a record level of research funding and expenditures in the year ending June 30, 2025, of more than \$500 million.
- So much of that research is funded by the federal government, and focused on the diseases, maladies and challenges that most confront our state.
- We are projecting less than a 10 percent decline this coming year even as incredible volatility and uncertainty are reflected every day in headlines about America's funding for basic science research.
- It's a prudent approach, given the uncertainty of funding streams and the federal research agenda right now. But it also, importantly, reflects, our unyielding commitment to – and what we believe is our responsibility for – asking the basic questions of science that lead to transformation and change for communities.
- At the same time, our health care enterprise, which cares for people in every region of our state and beyond Kentucky's borders has a more than a \$5.1 billion budget for FY 2025-26.
- UK HealthCare is a growing health care system, with two major community hospitals, dozens of clinics

and a statewide network of affiliations with other providers and hospitals that is creating access to the advanced, specialty care that only we provide for our state.

## Strategic Investments

- Over the last 15 years, we've initiated more than \$7 billion in new construction – classrooms and labs, living and learning spaces, health care and athletics facilities.
- Yet we have not mortgaged our future, nor compromised our capacity to honor our commitments. In FY 2025-26, debt service as a percentage of our total budget will remain below 2 percent.
- This budget also details a specific and necessary commitment to the future of UK Athletics, including potential investments by UK Athletics of up to \$110 million in their facilities over the next few years.
- The capital projects, part of a new governing model and operating structure for UK Athletics, are designed to grow revenues to ensure long-term financial stability and a capacity to grow.

To be sure, we live and operate in a moment and time of heightened uncertainty – about how we are funded, how we are perceived in some spaces and how we should respond to the challenges at hand.

But as detailed in the pages of this budget, we believe the best path forward is to remain focused on our mission. If we remain firmly fixed on that mission – to advance this state in everything that we do – we will be successful.

More importantly, our state will be better for it, with a more secure and sustainable future.

That profound sense of purpose has guided us for more than 160 years. Now, more than ever, we believe it's that purpose – and the promise that it heralds – that will continue to light our path in the days and years ahead.



Eli Capilouto



# Current Funds Revenues, Appropriated Fund Balances and Net Transfers

UNIVERSITY OF KENTUCKY

2023-24	2024-25	2025-26 Original Proposed Budget				
Total Actual	Total Revised Budget		General Funds	Auxiliary Funds	Restricted Funds	Total
		REVENUES				
		State Appropriations				
\$276,330,800	\$297,828,600	Operating	\$297,828,600	\$0	\$0	\$297,828,600
33,338,500	34,737,000	Performance Funding	41,174,700	0	0	41,174,700
0	20,000,000	Center for Applied Energy Research Quasi Endowment	20,000,000	0	0	20,000,000
0	1,000,000	Immune Dysregulation Research	0	0	0	0
10,000,000	5,000,000	UK Markey Cancer Center	5,000,000	0	0	5,000,000
\$319,669,300	\$358,565,600	Total State Appropriations	\$364,003,300	\$0	\$0	\$364,003,300
		Student Tuition and Fees				
		Tuition				
\$566,590,100	\$606,553,600	Fall, Spring and Winter	\$661,426,800	\$0	\$0	\$661,426,800
26,405,900	24,245,800	Summer	24,262,100	0	0	24,262,100
		Fees				
9,023,600	7,643,600	Noncredit	7,785,700	943,300	0	8,729,000
		Mandatory Registration Fees				
321,200	320,000	Campus Modernization - Enhancing the Core	320,000	0	0	320,000
3,938,300	3,900,000	Campus Recreation	5,837,400	0	0	5,837,400
370,700	345,000	Career Preparation	0	0	0	0
213,400	210,000	Center for Community Outreach	0	0	0	0
247,400	320,000	Environmental Stewardship	255,000	0	0	255,000
6,973,000	6,923,900	Gatton Student Center	0	7,182,200	0	7,182,200
4,311,300	4,271,300	Gatton Student Center Renovation	0	4,440,600	0	4,440,600
360,300	353,000	International Study Abroad	373,000	0	0	373,000
123,300	120,000	Kentucky Kernel	0	125,000	0	125,000
942,100	853,100	Student Activites Board	0	0	0	0

# Current Funds Revenues, Appropriated Fund Balances and Net Transfers

UNIVERSITY OF KENTUCKY

2023-24	2024-25	2025-26 Original Proposed Budget				
Total Actual	Total Revised Budget		General Funds	Auxiliary Funds	Restricted Funds	Total
		REVENUES (cont.)				
		Student Tuition and Fees (cont.)				
		Fees (cont.)				
		Mandatory Registration Fees (cont.)				
\$741,300	\$630,000	Student Government Association	\$0	\$787,800	\$0	\$787,800
6,960,400	6,700,000	Student Health	0	7,800,000	0	7,800,000
1,450,800	1,430,600	Student Involvement	0	0	0	0
719,000	1,500,000	Student Services	0	5,016,000	0	5,016,000
2,792,900	2,606,600	Student Wellness	0	2,900,000	0	2,900,000
6,545,100	6,420,000	Technology	6,950,000	0	0	6,950,000
267,500	260,000	Transportation Services	0	275,000	0	275,000
(100)	0	UK Athletics	0	0	0	0
342,100	288,800	WRFL Student Radio	0	0	0	0
24,402,100	24,586,400	Other Student Fees	25,540,200	1,200,000	0	26,740,200
\$664,041,700	\$700,481,700	Total Student Tuition and Fees	\$732,750,200	\$30,669,900	\$0	\$763,420,100
\$37,032,600	\$41,270,200	County Appropriations	\$44,008,200	\$0	\$0	\$44,008,200
		Endowment and Investment Income				
\$1,449,900	\$39,572,900	Endowment Spending Distribution	\$8,131,800	\$0	\$35,172,100	\$43,303,900
938,600	844,300	UK Athletics	0	0	872,000	872,000
163,700	394,100	UK Gluck Equine Research Foundation, Inc.	0	0	400,500	400,500
32,300	59,100	UK Humanities Foundation, Inc.	0	0	66,400	66,400
43,800	84,900	UK Mining Engineering Foundation, Inc.	0	0	85,200	85,200



# Current Funds Revenues, Appropriated Fund Balances and Net Transfers

UNIVERSITY OF KENTUCKY

2023-24	2024-25	2025-26 Original Proposed Budget				
Total Actual	Total Revised Budget		General Funds	Auxiliary Funds	Restricted Funds	Total
		REVENUES (cont.)				
		Endowment and Investment Income (cont.)				
\$8,591,900	\$343,500	UK Research Foundation	\$0	\$0	\$326,300	\$326,300
25,525,400	20,320,200	Operating Investment Income	20,404,200	0	0	20,404,200
12,303,800	2,034,100	Other	630,000	0	1,649,900	2,279,900
\$49,049,400	\$63,653,100	Total Endowment and Investment Income	\$29,166,000	\$0	\$38,572,400	\$67,738,400
		Federal Appropriations				
\$9,872,900	\$11,784,700	Agricultural Cooperative Extension Service	\$0	\$0	\$11,784,700	\$11,784,700
6,467,100	7,454,800	Agricultural Experiment Station	0	0	7,383,100	7,383,100
\$16,340,000	\$19,239,500	Total Federal Appropriations	\$0	\$0	\$19,167,800	\$19,167,800
		Gifts, Grants and Contracts				
		Federal Grants and Contracts				
\$298,018,300	\$248,688,000	UK Research Foundation	\$0	\$0	\$240,306,800	\$240,306,800
36,493,900	35,483,100	Other	200,000	0	39,274,000	39,474,000
		Gifts and Other Grants and Contracts				
0	0	Housing Operations	0	0	0	0
63,978,900	51,958,000	UK Athletics	0	0	49,976,500	49,976,500
4,000	0	UK Gluck Equine Research Foundation, Inc.	0	0	0	0
1,300	0	UK Humanities Foundation, Inc.	0	0	0	0
211,800	255,100	UK Research Foundation	0	0	314,300	314,300
35,703,500	24,570,500	Other	1,374,900	0	26,740,200	28,115,100
		Non-Governmental Grants and Contracts				
29,747,400	78,763,400	UK Research Foundation	0	0	76,109,000	76,109,000
21,312,600	1,966,900	Other	1,551,500	0	0	1,551,500

# Current Funds Revenues, Appropriated Fund Balances and Net Transfers

UNIVERSITY OF KENTUCKY

2023-24	2024-25	2025-26 Original Proposed Budget				
Total Actual	Total Revised Budget		General Funds	Auxiliary Funds	Restricted Funds	Total
		REVENUES (cont.)				
		Gifts, Grants and Contracts (cont.)				
		State and Local Grants and Contracts				
\$33,780,800	\$125,066,700	UK Research Foundation	\$2,335,000	\$0	\$118,981,900	\$121,316,900
52,973,800	50,418,400	Other	3,612,800	0	51,970,000	55,582,800
\$572,226,300	\$617,170,100	Total Gifts, Grants and Contracts	\$9,074,200	\$0	\$603,672,700	\$612,746,900
\$96,259,200	\$73,000,000	Recoveries of Facilities and Administrative Costs	\$48,910,000	\$0	\$0	\$48,910,000
		Sales and Services				
\$1,855,600	\$1,805,700	Agricultural Farm Sales	\$1,322,500	\$0	\$0	\$1,322,500
8,672,600	6,745,800	Agricultural Public and Regulatory Services	3,592,000	0	0	3,592,000
		Departmental Sales and Services				
4,837,300	450,000	Central Kentucky Management Services, Inc.	2,181,400	0	0	2,181,400
11,335,400	11,749,000	Dining Operations	0	11,389,000	0	11,389,000
322,900	616,300	Gatton Student Center	0	669,200	0	669,200
26,937,800	27,027,500	Housing Operations	0	28,313,600	0	28,313,600
17,329,600	16,135,000	Transportation Services	0	18,130,000	0	18,130,000
138,030,300	141,379,600	UK Athletics	0	146,416,400	0	146,416,400
0	0	UK Gluck Equine Research Foundation, Inc.	0	0	0	0
18,876,700	1,500,000	UK Research Foundation	1,054,000	0	0	1,054,000
93,534,700	69,061,900	Other	53,500,300	9,275,800	59,400	62,835,500
\$321,732,900	\$276,470,800	Total Sales and Services	\$61,650,200	\$214,194,000	\$59,400	\$275,903,600
\$421,502,300	\$489,931,700	Clinical Operations	\$499,717,400	\$0	\$47,300	\$499,764,700



# Current Funds Revenues, Appropriated Fund Balances and Net Transfers

UNIVERSITY OF KENTUCKY

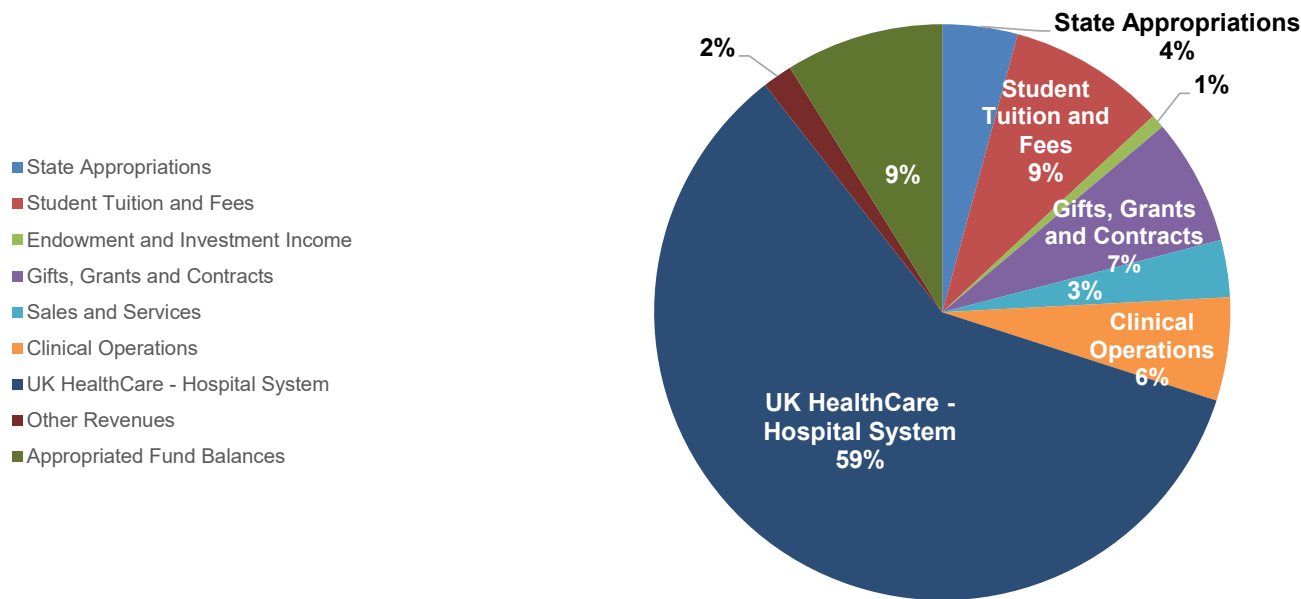
2023-24	2024-25		2025-26 Original Proposed Budget			
Total Actual	Total Revised Budget		General Funds	Auxiliary Funds	Restricted Funds	Total
\$3,376,352,800	\$5,070,282,600	UK HealthCare - Hospital System	\$5,122,153,200	\$0	\$5,886,700	\$5,128,039,900
\$5,874,206,500	\$7,710,065,300	TOTAL CURRENT FUNDS REVENUES	\$6,911,432,700	\$244,863,900	\$667,406,300	\$7,823,702,900
\$0	\$627,543,700	APPROPRIATED FUND BALANCES	\$579,096,000	\$9,572,500	\$176,862,800	\$765,531,300
\$5,874,206,500	\$8,337,609,000	TOTAL CURRENT FUNDS REVENUES AND APPROPRIATED FUND BALANCES	\$7,490,528,700	\$254,436,400	\$844,269,100	\$8,589,234,200
\$93,517,000	\$29,527,200	NET TRANSFERS <sup>2</sup>	\$18,606,000	\$45,536,700	(\$31,546,600)	\$32,596,100
\$5,967,723,500	\$8,367,136,200	TOTAL CURRENT FUNDS REVENUES, APPROPRIATED FUND BALANCES AND NET TRANSFERS	\$7,509,134,700	\$299,973,100	\$812,722,500	\$8,621,830,300

Notes:

- 1) The university's FY 2025-26 General Funds and Auxiliary Funds budgets reflect an estimated operating loan of \$15,695,500 Undesignated General Funds to UK Athletics.
- 2) Transfers reflect the movement of funds within the Current Funds (General, Auxiliary and Restricted) and movement of funds between fund groups (Current, Plant, Endowment, etc.).

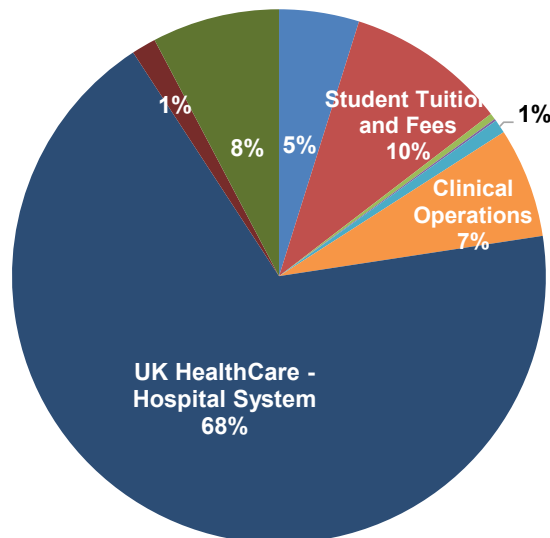
# Current Funds Revenues, Appropriated Fund Balances and Net Transfers

## UNIVERSITY OF KENTUCKY

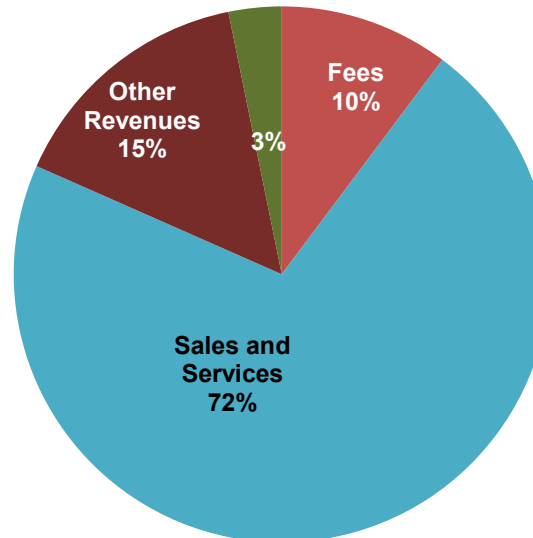


**Total Budget  
\$8.6 Billion**

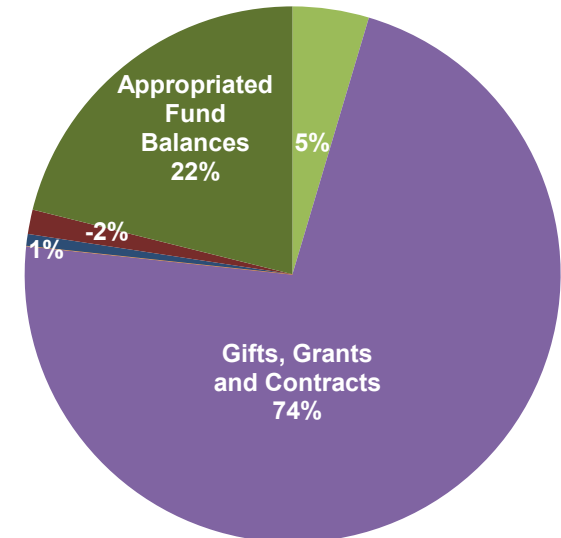
### General Funds



### Auxiliary Funds



### Restricted Funds





# Current Funds Expenditures by Major Object

UNIVERSITY OF KENTUCKY

2023-24	2024-25	2025-26 Original Proposed Budget				
Total Actual	Total Revised Expense Budget	MAJOR OBJECT	General Funds	Auxiliary Funds	Restricted Funds	Total
		University Including UK HealthCare - Hospital System				
\$2,793,717,700	\$3,640,046,100	Personnel Services	\$3,550,071,800	\$110,827,800	\$298,889,800	\$3,959,789,400
2,104,449,200	3,828,714,200	Operating Expenses	3,303,893,400	158,444,700	336,638,300	3,798,976,400
284,753,500	324,935,200	Student Financial Aid	192,284,300	0	155,612,200	347,896,500
17,689,200	39,062,700	Capital Outlay	11,079,000	4,861,200	20,466,500	36,406,700
		Transfers				
420,996,300	421,276,600	Capital Transfers	318,298,900	22,132,200	1,115,700	341,546,800
92,114,000	113,101,400	Debt Service	117,811,800	19,402,700	0	137,214,500
		TOTAL CURRENT FUNDS EXPENDITURES				
\$5,713,719,900	\$8,367,136,200	BY MAJOR OBJECT	\$7,493,439,200	\$315,668,600	\$812,722,500	\$8,621,830,300
		University Excluding UK HealthCare - Hospital System				
\$1,713,940,600	\$1,608,708,600	Personnel Services	\$1,350,490,900	\$110,827,800	\$298,889,800	\$1,760,208,500
481,281,700	1,388,773,600	Operating Expenses	931,326,900	158,444,700	330,801,600	1,420,573,200
284,753,500	324,935,200	Student Financial Aid	192,284,300	0	155,612,200	347,896,500
16,286,800	37,674,800	Capital Outlay	11,079,000	4,861,200	20,416,500	36,356,700
		Transfers				
170,736,600	61,490,800	Capital Transfers	59,500,000	22,132,200	1,115,700	82,747,900
51,204,700	60,830,400	Debt Service	42,923,900	19,402,700	0	62,326,600
		TOTAL CURRENT FUNDS EXPENDITURES				
\$2,718,203,900	\$3,482,413,400	BY MAJOR OBJECT	\$2,587,605,000	\$315,668,600	\$806,835,800	\$3,710,109,400

Note: 1) The university's FY 2025-26 General Funds and Auxiliary Funds budgets reflect an estimated operating loan of \$15,695,500 Undesignated General Funds to UK Athletics.

# Current Funds Expenditures by Major Object

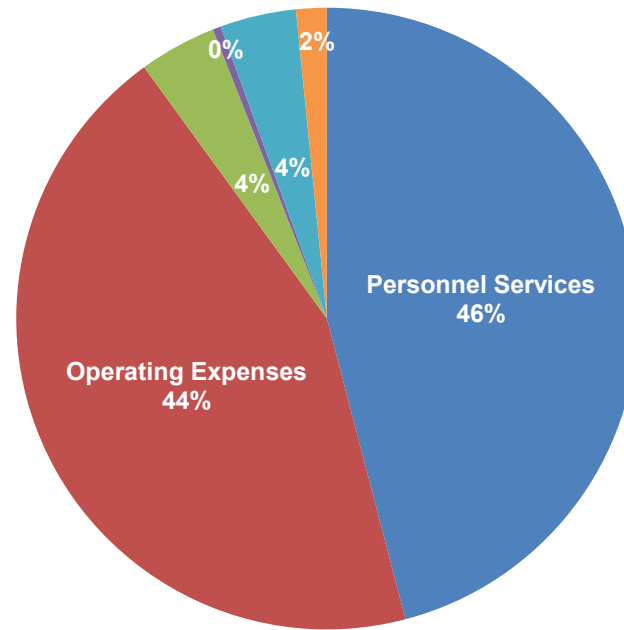
UNIVERSITY OF KENTUCKY

2023-24	2024-25	2025-26 Original Proposed Budget				
Total Actual	Total Revised Expense Budget	MAJOR OBJECT	General Funds	Auxiliary Funds	Restricted Funds	Total
		UK HealthCare - Hospital System				
\$1,079,777,100	\$2,031,337,500	Personnel Services	\$2,199,580,900	\$0	\$0	\$2,199,580,900
1,623,167,500	2,439,940,600	Operating Expenses	2,372,566,500	0	5,836,700	2,378,403,200
0	0	Student Financial Aid	0	0	0	0
1,402,400	1,387,900	Capital Outlay	0	0	50,000	50,000
		Transfers				
250,259,700	359,785,800	Capital Transfers	258,798,900	0	0	258,798,900
40,909,300	52,271,000	Debt Service	74,887,900	0	0	74,887,900
		TOTAL CURRENT FUNDS EXPENDITURES				
\$2,995,516,000	\$4,884,722,800	BY MAJOR OBJECT	\$4,905,834,200	\$0	\$5,886,700	\$4,911,720,900

# Current Funds Expenditures by Major Object

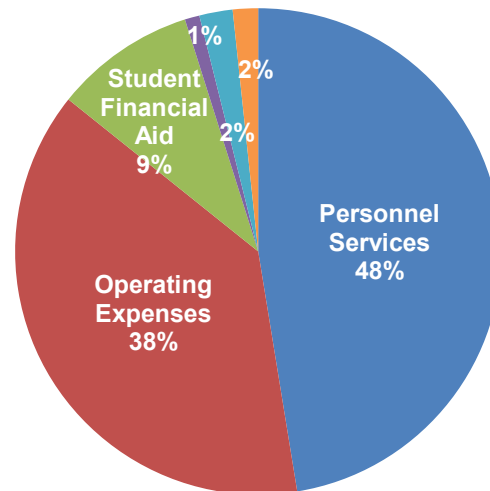
UNIVERSITY OF KENTUCKY

- Personnel Services
- Operating Expenses
- Student Financial Aid
- Capital Outlay
- Capital Transfers
- Debt Service

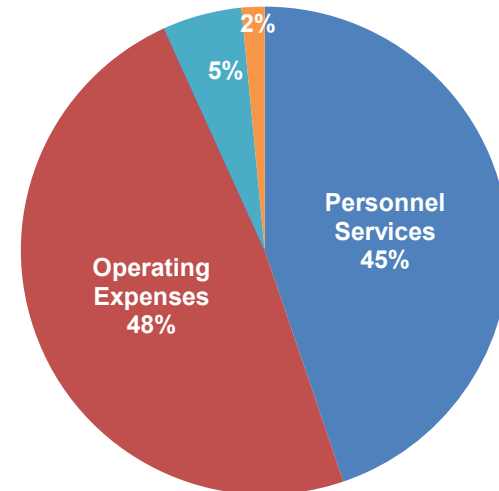


**Total Budget  
\$8.6 Billion**

**University Excluding Hospital System**



**UK HealthCare - Hospital System**



# Current Funds Expenditures by Function

UNIVERSITY OF KENTUCKY

2023-24	2024-25	2025-26 Original Proposed Budget				
Total Actual	Total Revised Expense Budget	FUNCTION	General Funds	Auxiliary Funds	Restricted Funds	Total
\$361,300,500	\$661,286,300	Instruction	\$625,355,100	\$0	\$34,662,400	\$660,017,500
403,135,000	581,865,000	Research	233,648,700	0	343,589,700	577,238,400
279,328,600	311,973,200	Public Service	146,767,000	0	166,276,600	313,043,600
488,388,200	670,942,100	Public Service - Clinical Operations	716,328,900	0	782,100	717,111,000
26,238,400	28,076,900	Libraries	24,071,700	0	5,056,900	29,128,600
137,439,100	173,319,500	Academic Support	153,229,400	0	32,158,900	185,388,300
57,962,000	62,314,300	Student Services	59,482,100	0	6,541,600	66,023,700
140,961,200	193,759,800	Institutional Support	245,857,500	0	26,858,500	272,716,000
90,609,600	99,194,600	Operation and Maintenance	88,156,500	0	33,943,600	122,100,100
284,753,500	324,935,200	Student Financial Aid	192,284,300	0	155,612,200	347,896,500
		Transfers				
105,143,000	12,000,000	Capital Transfers	59,500,000	0	0	59,500,000
32,118,700	42,208,400	Debt Service	42,923,900	0	0	42,923,900
<b>\$2,407,377,800</b>	<b>\$3,161,875,300</b>	<b>Total</b>	<b>\$2,587,605,100</b>	<b>\$0</b>	<b>\$805,482,500</b>	<b>\$3,393,087,600</b>
		Auxiliary Enterprises				
\$3,745,100	\$4,317,000	Dining Operations	\$0	\$4,175,000	\$0	\$4,175,000
4,339,400	5,957,800	Gatton Student Center	0	6,159,200	0	6,159,200
16,398,800	24,021,900	Housing Operations	0	21,741,100	0	21,741,100
12,474,600	20,731,600	Transportation Services	0	19,621,800	0	19,621,800
178,442,500	171,155,300	UK Athletics	0	196,789,500	6,000	196,795,500
300,300	77,700	University Health Service	0	629,500	0	629,500
10,445,800	26,164,000	Other	0	25,017,600	231,600	25,249,200
		Transfers				
65,593,600	49,490,800	Capital Transfers	0	22,132,200	1,115,700	23,247,900
19,086,000	18,622,000	Debt Service	0	19,402,700	0	19,402,700
<b>\$310,826,100</b>	<b>\$320,538,100</b>	<b>Total Auxiliary Enterprises</b>	<b>\$0</b>	<b>\$315,668,600</b>	<b>\$1,353,300</b>	<b>\$317,021,900</b>



# Current Funds Expenditures by Function

UNIVERSITY OF KENTUCKY

2023-24	2024-25	2025-26 Original Proposed Budget				
Total Actual	Total Revised Expense Budget	FUNCTION	General Funds	Auxiliary Funds	Restricted Funds	Total
\$2,640,310,900	\$4,341,825,500	Hospital System - Operations	\$4,487,300,300	\$0	\$5,886,700	\$4,493,187,000
64,036,100	130,840,500	Clinical Operations	84,847,000	0	0	84,847,000
		Transfers				
250,259,700	359,785,800	Capital Transfers	258,798,900	0	0	258,798,900
40,909,300	52,271,000	Debt Service	74,887,900	0	0	74,887,900
<b>\$2,995,516,000</b>	<b>\$4,884,722,800</b>	<b>Total UK HealthCare - Hospital System</b>	<b>\$4,905,834,100</b>	<b>\$0</b>	<b>\$5,886,700</b>	<b>\$4,911,720,800</b>
		<b>TOTAL CURRENT FUNDS EXPENDITURES</b>				
<b>\$5,713,719,900</b>	<b>\$8,367,136,200</b>	<b>BY FUNCTION</b>	<b>\$7,493,439,200</b>	<b>\$315,668,600</b>	<b>\$812,722,500</b>	<b>\$8,621,830,300</b>

Note: 1) The university's FY 2025-26 General Funds and Auxiliary Funds budgets reflect an estimated operating loan of \$15,695,500 Undesignated General Funds to UK Athletics.

# President Area

## UNIT BUDGET SUMMARY

2024-25		2025-26 Original Proposed Expense Budget				
Total Revised Expense Budget	College/Unit	General Funds	Auxiliary Funds	Restricted Funds	Total	% Change
	<b>Office of the President</b>					
\$4,792,900	Administration	\$4,198,500	\$0	\$867,400	\$5,065,900	5.70%
135,000	Board of Trustees	135,000	0	0	135,000	0.00%
183,000	Staff Senate	89,600	0	70,400	160,000	-12.57%
400	Student Financial Aid	0	0	500	500	25.00%
<b>\$5,111,300</b>	<b>Total</b>	<b>\$4,423,100</b>	<b>\$0</b>	<b>\$938,300</b>	<b>\$5,361,400</b>	<b>4.89%</b>
<b>\$303,500</b>	<b>Center for Graduate and Professional Services</b>	<b>\$211,900</b>	<b>\$0</b>	<b>\$0</b>	<b>\$211,900</b>	<b>-30.18%</b>
<b>\$363,400</b>	<b>Center for Rural Development</b>	<b>\$363,400</b>	<b>\$0</b>	<b>\$0</b>	<b>\$363,400</b>	<b>0.00%</b>
<b>\$248,700</b>	<b>Community Health</b>	<b>\$253,000</b>	<b>\$0</b>	<b>\$0</b>	<b>\$253,000</b>	<b>1.73%</b>
	<b>Community Relations</b>					
\$3,470,100	Administration	\$2,817,100	\$0	\$851,900	\$3,669,000	5.73%
629,200	Office of Lifelong Learning	313,900	0	297,800	611,700	-2.78%
74,600	Student Financial Aid	0	0	74,700	74,700	0.13%
<b>\$4,173,900</b>	<b>Total</b>	<b>\$3,131,000</b>	<b>\$0</b>	<b>\$1,224,400</b>	<b>\$4,355,400</b>	<b>4.35%</b>
<b>\$3,054,900</b>	<b>Internal Audit</b>	<b>\$3,877,000</b>	<b>\$0</b>	<b>\$0</b>	<b>\$3,877,000</b>	<b>26.91%</b>
<b>\$4,755,300</b>	<b>Legal Counsel</b>	<b>\$5,191,900</b>	<b>\$0</b>	<b>\$0</b>	<b>\$5,191,900</b>	<b>9.18%</b>

# President Area

## UNIT BUDGET SUMMARY

2024-25		2025-26 Original Proposed Expense Budget				
Total Revised Expense Budget	College/Unit	General Funds	Auxiliary Funds	Restricted Funds	Total	% Change
	<b>Philanthropy</b>					
\$21,589,500	Operations	\$18,190,000	\$0	\$5,583,100	\$23,773,100	10.11%
221,400	Student Financial Aid	0	0	222,300	222,300	0.41%
<b>\$21,810,900</b>	<b>Total</b>	<b>\$18,190,000</b>	<b>\$0</b>	<b>\$5,805,400</b>	<b>\$23,995,400</b>	<b>10.02%</b>
<b>\$39,821,900</b>	<b>TOTAL PRESIDENT AREA</b>	<b>\$35,641,300</b>	<b>\$0</b>	<b>\$7,968,100</b>	<b>\$43,609,400</b>	<b>9.51%</b>

# Executive Vice President for Finance and Administration Area

## UNIT BUDGET SUMMARY

2024-25		2025-26 Original Proposed Expense Budget				
Total Revised Expense Budget	College/Unit	General Funds	Auxiliary Funds	Restricted Funds	Total	% Change
	<b>Office of Executive Vice President</b>					
\$3,021,300	Administration	\$3,431,200	\$0	\$66,400	\$3,497,600	15.76%
1,297,900	Investment Office	1,430,900	0	0	1,430,900	10.25%
215,200	Student Financial Aid	0	0	142,600	142,600	-33.74%
<b>\$4,534,400</b>	<b>Total</b>	<b>\$4,862,100</b>	<b>\$0</b>	<b>\$209,000</b>	<b>\$5,071,100</b>	<b>11.84%</b>
	<b>Auxiliaries and Administration Services</b>					
	<b>Auxiliary and Transportation Services</b>					
\$5,476,300	Auxiliary Services Administration	\$0	\$1,090,500	\$0	\$1,090,500	-80.09%
10,210,800	Dining Operations	0	9,835,700	0	9,835,700	-3.67%
10,160,000	Gatton Student Center Operations	475,100	10,134,300	0	10,609,400	4.42%
8,801,000	Gatton Student Center - Debt Service	0	8,795,800	0	8,795,800	-0.06%
32,393,300	Housing Operations	0	30,232,700	0	30,232,700	-6.67%
20,731,600	Transportation Services	0	19,621,800	0	19,621,800	-5.35%
1,775,100	Transportation - Debt Service	0	2,544,100	0	2,544,100	43.32%
429,700	University Bookstore Operations	0	433,900	0	433,900	0.98%
<b>\$89,977,800</b>	<b>Total</b>	<b>\$475,100</b>	<b>\$82,688,800</b>	<b>\$0</b>	<b>\$83,163,900</b>	<b>-7.57%</b>
<b>\$898,000</b>	<b>Business Support and Financial Training</b>	<b>\$959,500</b>	<b>\$0</b>	<b>\$0</b>	<b>\$959,500</b>	<b>6.85%</b>
	<b>Economic Development and Real Estate</b>					
\$2,418,300	Economic Development	\$2,278,900	\$0	\$273,000	\$2,551,900	5.52%
151,200	Real Estate Services	152,700	0	0	152,700	0.99%
<b>\$2,569,500</b>	<b>Total</b>	<b>\$2,431,600</b>	<b>\$0</b>	<b>\$273,000</b>	<b>\$2,704,600</b>	<b>5.26%</b>



# Executive Vice President for Finance and Administration Area

## UNIT BUDGET SUMMARY

2024-25		2025-26 Original Proposed Expense Budget				
Total Revised Expense Budget	College/Unit	General Funds	Auxiliary Funds	Restricted Funds	Total	% Change
	<b>Auxiliaries and Administration Services (cont.)</b>					
	<b>Facilities Management</b>					
\$13,711,600	Administration	\$14,228,600	\$0	\$0	\$14,228,600	3.77%
635,300	Campus Planning	639,000	0	0	639,000	0.58%
409,600	Capital Construction	327,400	5,000	0	332,400	-18.85%
944,000	Facilities - Debt Service	0	0	0	0	-100.00%
32,293,300	Physical Plant	31,862,900	876,300	0	32,739,200	1.38%
904,000	Shared Services	1,108,000	0	0	1,108,000	22.57%
38,084,400	Utilities and Energy Management	38,148,600	897,500	0	39,046,100	2.53%
<b>\$86,982,200</b>	<b>Total</b>	<b>\$86,314,500</b>	<b>\$1,778,800</b>	<b>\$0</b>	<b>\$88,093,300</b>	<b>1.28%</b>
<b>\$1,118,200</b>	<b>Office of Equal Opportunity</b>	<b>\$1,248,200</b>	<b>\$0</b>	<b>\$0</b>	<b>\$1,248,200</b>	<b>11.63%</b>
	<b>Procurement, Risk Management and Other Services</b>					
\$1,759,800	Environmental, Health and Safety	\$1,267,700	\$0	\$0	\$1,267,700	-27.96%
3,526,700	Procurement	3,164,500	51,600	0	3,216,100	-8.81%
716,600	Risk Management	852,200	0	0	852,200	18.92%
<b>\$6,003,100</b>	<b>Total</b>	<b>\$5,284,400</b>	<b>\$51,600</b>	<b>\$0</b>	<b>\$5,336,000</b>	<b>-11.11%</b>
<b>\$9,501,400</b>	<b>University Police</b>	<b>\$11,578,700</b>	<b>\$0</b>	<b>\$0</b>	<b>\$11,578,700</b>	<b>21.86%</b>
<b>\$197,050,200</b>	<b>Total Auxiliaries and Administration Services</b>	<b>\$108,292,000</b>	<b>\$84,519,200</b>	<b>\$273,000</b>	<b>\$193,084,200</b>	<b>-2.01%</b>
<b>\$1,719,900</b>	<b>Government Relations and Public Policy</b>	<b>\$1,900,400</b>	<b>\$0</b>	<b>\$0</b>	<b>\$1,900,400</b>	<b>10.49%</b>

# Executive Vice President for Finance and Administration Area

## UNIT BUDGET SUMMARY

2024-25		2025-26 Original Proposed Expense Budget				
Total Revised Expense Budget	College/Unit	General Funds	Auxiliary Funds	Restricted Funds	Total	% Change
<b>Human Resource Services</b>						
\$3,385,900	Administration	\$3,659,300	\$0	\$8,300	\$3,667,600	8.32%
576,200	Business Systems	588,100	0	0	588,100	2.07%
1,188,200	Compensation	1,223,000	0	0	1,223,000	2.93%
3,521,400	Employee Benefits	3,540,000	0	0	3,540,000	0.53%
577,100	Employee Relations	617,100	0	0	617,100	6.93%
1,261,200	Employment	1,276,000	0	0	1,276,000	1.17%
650,000	Temporary Employment	0	48,000	0	48,000	-92.62%
1,516,400	Training and Development	1,451,400	0	0	1,451,400	-4.29%
203,000	Wellness Program	232,000	0	0	232,000	14.29%
341,500	Worklife Program	296,100	0	0	296,100	-13.29%
<b>\$13,220,900</b>	<b>Total</b>	<b>\$12,883,000</b>	<b>\$48,000</b>	<b>\$8,300</b>	<b>\$12,939,300</b>	<b>-2.13%</b>
<b>Information Technology Services</b>						
\$557,900	Administration	\$491,900	\$0	\$0	\$491,900	-11.83%
450,000	Communications and Network Systems	300,000	0	0	300,000	-33.33%
21,352,000	Enterprise Computing Services	19,487,100	1,377,600	0	20,864,700	-2.28%
0	Salesforce Operations	0	0	0	0	100.00%
7,167,300	Support Services	7,721,300	0	0	7,721,300	7.73%
<b>\$29,527,200</b>	<b>Total</b>	<b>\$28,000,300</b>	<b>\$1,377,600</b>	<b>\$0</b>	<b>\$29,377,900</b>	<b>-0.51%</b>
<b>\$4,711,200</b>	<b>Marketing and Brand Strategy</b>	<b>\$5,703,900</b>	<b>\$0</b>	<b>\$0</b>	<b>\$5,703,900</b>	<b>21.07%</b>
<b>\$2,821,300</b>	<b>Public Relations and Strategic Communications</b>	<b>\$3,147,200</b>	<b>\$0</b>	<b>\$0</b>	<b>\$3,147,200</b>	<b>11.55%</b>
<b>\$0</b>	<b>Smart Campus</b>	<b>\$4,427,700</b>	<b>\$1,316,100</b>	<b>\$0</b>	<b>\$5,743,800</b>	<b>100.00%</b>
<b>\$2,113,200</b>	<b>University Budget Office</b>	<b>\$2,146,700</b>	<b>\$0</b>	<b>\$900</b>	<b>\$2,147,600</b>	<b>1.63%</b>

# Executive Vice President for Finance and Administration Area

## UNIT BUDGET SUMMARY

2024-25		2025-26 Original Proposed Expense Budget				
Total Revised Expense Budget	College/Unit	General Funds	Auxiliary Funds	Restricted Funds	Total	% Change
	<b>University Financial Services</b>					
\$2,258,300	Administration	\$2,324,800	\$0	\$0	\$2,324,800	2.94%
1,269,100	Accounting and Financial Reporting	1,316,300	0	0	1,316,300	3.72%
1,324,100	Accounts Payable	1,333,200	0	0	1,333,200	0.69%
467,800	Endowment Services	468,500	0	0	468,500	0.15%
1,193,400	Payroll	1,216,200	0	0	1,216,200	1.91%
2,696,300	Research Financial Services	2,724,800	0	0	2,724,800	1.06%
1,829,600	Student Account Services	1,877,300	0	0	1,877,300	2.61%
121,900	Travel Services	124,000	0	0	124,000	1.72%
323,100	Treasury Services	398,100	0	0	398,100	23.21%
<b>\$11,483,600</b>	<b>Total</b>	<b>\$11,783,200</b>	<b>\$0</b>	<b>\$0</b>	<b>\$11,783,200</b>	<b>2.61%</b>
<b>\$267,181,900</b>	<b>TOTAL FINANCE AND ADMINISTRATION AREA</b>	<b>\$183,146,500</b>	<b>\$87,260,900</b>	<b>\$491,200</b>	<b>\$270,898,600</b>	<b>1.39%</b>

# Provost Area

## UNIT BUDGET SUMMARY

2024-25		2025-26 Original Proposed Expense Budget				
Total Revised Expense Budget	College/Unit	General Funds	Auxiliary Funds	Restricted Funds	Total	% Change
<b>Office of the Provost</b>						
\$6,688,700	Administration	\$5,008,100	\$0	\$1,292,400	\$6,300,500	-5.80%
227,600	Academic Ombud	232,000	0	0	232,000	1.93%
260,500	Academic Operations	265,200	0	0	265,200	1.80%
870,300	Classroom Facility Improvement	870,300	0	0	870,300	0.00%
1,058,500	Faculty Retention Pool	1,371,200	0	0	1,371,200	29.54%
1,067,400	Program Improvement Reserves	1,594,900	0	0	1,594,900	49.42%
1,359,600	Provost Budget Office	1,393,600	0	0	1,393,600	2.50%
759,800	Quality Enhancement Program	1,013,100	0	0	1,013,100	33.34%
1,800,000	Residuals	2,200,000	0	0	2,200,000	22.22%
<b>\$14,092,400</b>	<b>Total</b>	<b>\$13,948,400</b>	<b>\$0</b>	<b>\$1,292,400</b>	<b>\$15,240,800</b>	<b>8.15%</b>
<b>Martin-Gatton College of Agriculture, Food and Environment</b>						
\$25,763,000	Administration	\$7,895,600	\$0	\$11,882,200	\$19,777,800	-23.23%
2,462,000	Advancement	278,700	0	6,085,800	6,364,500	158.51%
1,762,800	Agricultural Economics	1,717,100	0	68,800	1,785,900	1.31%
255,500	Agriculture Motor Pool Security	268,700	0	0	268,700	5.17%
2,614,600	Animal and Food Sciences	2,079,100	0	509,000	2,588,100	-1.01%
3,249,400	Arboretum	711,500	0	2,132,900	2,844,400	-12.46%
11,100	Associate Dean - CAFE	0	0	93,800	93,800	745.05%
1,136,200	Biosystems and Agricultural Engineering	1,077,500	0	90,500	1,168,000	2.80%
966,500	Business Center	982,500	0	0	982,500	1.66%
1,847,700	Center for Student Success	1,817,800	0	80,000	1,897,800	2.71%
1,274,400	Community and Leadership Development	1,171,900	0	47,900	1,219,800	-4.28%
1,198,300	Dietetics and Human Nutrition	1,133,200	0	8,900	1,142,100	-4.69%
780,800	Entomology	723,600	0	78,000	801,600	2.66%
796,700	Equine Programs	739,100	0	91,100	830,200	4.20%
1,000	Facility Management	0	0	1,000	1,000	0.00%



# Provost Area

## UNIT BUDGET SUMMARY

2024-25		2025-26 Original Proposed Expense Budget				
Total Revised Expense Budget	College/Unit	General Funds	Auxiliary Funds	Restricted Funds	Total	% Change
	<b>Martin-Gatton College of Agriculture, Food and Environment (cont.)</b>					
\$2,500	Family and Consumer Science	\$0	\$0	\$2,500	\$2,500	0.00%
1,357,100	Family Science	1,382,200	0	7,000	1,389,200	2.37%
24,200	Food Connection	0	0	34,800	34,800	43.80%
1,082,100	Forestry and Natural Resources	1,076,800	0	39,200	1,116,000	3.13%
1,219,300	Horticulture	971,900	0	177,300	1,149,200	-5.75%
16,700	International Programs	10,800	0	0	10,800	-35.33%
1,039,800	Landscape Architecture	913,800	0	100,200	1,014,000	-2.48%
6,800	Library	0	0	7,600	7,600	11.76%
1,244,500	Plant and Soil Sciences	1,147,200	0	126,700	1,273,900	2.36%
440,500	Plant Pathology	443,000	0	3,000	446,000	1.25%
1,401,000	Retailing and Tourism Management	1,245,000	0	7,100	1,252,100	-10.63%
43,700	Robinson Station (RCARS)	0	0	1,700	1,700	-96.11%
990,100	School of Human Environmental Sciences	625,100	0	665,500	1,290,600	30.35%
3,789,500	Student Financial Aid	11,300	0	6,233,700	6,245,000	64.80%
590,000	Veterinary Diagnostic Lab	590,000	0	0	590,000	0.00%
909,700	Veterinary Science	711,700	0	238,100	949,800	4.41%
41,300	4-H Youth Development Programs	0	0	41,300	41,300	0.00%
<b>\$58,318,800</b>	<b>Total</b>	<b>\$29,725,100</b>	<b>\$0</b>	<b>\$28,855,600</b>	<b>\$58,580,700</b>	<b>0.45%</b>
	<b>Agricultural Experiment Station</b>					
\$2,874,700	Administration	\$6,299,500	\$0	\$3,221,700	\$9,521,200	231.21%
2,379,400	Advancement	2,409,500	0	34,700	2,444,200	2.72%
1,788,900	Agricultural Communications and Data Center	1,820,600	0	0	1,820,600	1.77%
2,038,200	Agricultural Economics	1,276,200	0	1,019,700	2,295,900	12.64%
13,400	Agricultural Motor Pool Security	13,500	0	0	13,500	0.75%
5,577,200	Animal and Food Sciences	3,723,600	0	1,991,800	5,715,400	2.48%
2,193,700	Associate Dean - Research	1,214,500	0	1,249,500	2,464,000	12.32%

# Provost Area

## UNIT BUDGET SUMMARY

2024-25		2025-26 Original Proposed Expense Budget				
Total Revised Expense Budget	College/Unit	General Funds	Auxiliary Funds	Restricted Funds	Total	% Change
	<b>Agricultural Experiment Station (cont.)</b>					
\$2,521,000	Biosystems and Agricultural Engineering	\$1,962,600	\$0	\$582,300	\$2,544,900	0.95%
517,200	Business Center	470,700	0	57,000	527,700	2.03%
110,000	Center for the Environment	111,800	0	0	111,800	1.64%
15,000	Community and Economic Development in Kentucky (CEDIK)	0	0	15,000	15,000	0.00%
941,200	Community and Leadership Development	798,700	0	153,500	952,200	1.17%
379,700	Dietetics and Human Nutrition	460,400	0	0	460,400	21.25%
234,600	Engineering Services	243,800	0	0	243,800	3.92%
3,618,300	Entomology	2,209,100	0	1,674,300	3,883,400	7.33%
646,000	Equine Programs	400,000	0	242,000	642,000	-0.62%
677,400	Facility Management	647,300	0	0	647,300	-4.44%
24,000	Family Science	0	0	24,000	24,000	0.00%
360,000	Food Connection	335,000	0	0	335,000	-6.94%
2,553,800	Forestry and Natural Resources	1,166,700	0	1,351,900	2,518,600	-1.38%
176,400	Groundwater Program	178,000	0	0	178,000	0.91%
1,874,500	Horticulture	1,240,000	0	730,600	1,970,600	5.13%
6,900	International Programs	0	0	6,900	6,900	0.00%
60,500	Landscape Architecture	34,800	0	27,100	61,900	2.31%
9,252,700	Plant and Soil Sciences	5,104,700	0	4,253,900	9,358,600	1.14%
3,596,000	Plant Pathology	1,743,600	0	1,970,800	3,714,400	3.29%
9,000	Regulatory Services	7,100	0	0	7,100	-21.11%
333,600	Retailing and Tourism Management	320,200	0	0	320,200	-4.02%
562,000	Robinson Station (RCARS)	679,300	0	400	679,700	20.94%
137,400	School of Human Environmental Sciences	5,500	0	182,800	188,300	37.05%
112,500	Veterinary Diagnostic Laboratory	38,000	0	64,000	102,000	-9.33%
13,504,600	Veterinary Science	2,538,700	0	11,810,600	14,349,300	6.25%
1,082,700	Western Kentucky Research and Education Center	1,080,700	0	0	1,080,700	-0.18%
<b>\$60,172,500</b>	<b>Total</b>	<b>\$38,534,100</b>	<b>\$0</b>	<b>\$30,664,500</b>	<b>\$69,198,600</b>	<b>15.00%</b>

# Provost Area

## UNIT BUDGET SUMMARY

2024-25		2025-26 Original Proposed Expense Budget				
Total Revised Expense Budget	College/Unit	General Funds	Auxiliary Funds	Restricted Funds	Total	% Change
	<b>Agricultural Public Service</b>					
\$1,000	Agricultural Economics	\$0	\$0	\$0	\$0	-100.00%
4,500	Agricultural Programs	4,500	0	0	4,500	0.00%
1,215,900	Animal and Food Sciences	866,500	0	22,800	889,300	-26.86%
175,000	Arboretum	70,000	0	90,700	160,700	-8.17%
23,300	Biosystems and Agricultural Engineering	1,000	0	22,300	23,300	0.00%
2,300	Center for Student Success	0	0	2,000	2,000	-13.04%
600	Center for the Environment	0	0	600	600	0.00%
334,100	Community and Economic Development in Kentucky (CEDIK)	60,000	0	208,300	268,300	-19.69%
238,500	Community and Leadership Development	206,000	0	63,500	269,500	13.00%
29,400	Dietetics and Human Nutrition	160,000	0	14,500	174,500	493.54%
227,400	Entomology	226,000	0	0	226,000	-0.62%
3,304,200	Equine Programs	3,500	0	700	4,200	-99.87%
17,000	Food Connection	20,000	0	0	20,000	17.65%
463,400	Forestry and Natural Resources	70,000	0	686,300	756,300	63.21%
379,300	Horticulture	696,300	0	18,000	714,300	88.32%
600	Landscape Architecture	0	0	0	0	-100.00%
358,700	Plant and Soil Sciences	344,000	0	7,800	351,800	-1.92%
9,400	Plant Pathology	3,500	0	1,000	4,500	-52.13%
5,015,300	Regulatory Services	5,180,700	0	52,400	5,233,100	4.34%
3,000	Robinson Station (RCARS)	6,000	0	100	6,100	103.33%
697,000	Small Business Development Center	655,200	0	52,000	707,200	1.46%
6,777,600	Veterinary Diagnostic Laboratory	6,897,500	0	300	6,897,800	1.77%
410,500	Veterinary Science	340,500	0	48,000	388,500	-5.36%
1,000	4-H Youth Development Programs	1,000	0	0	1,000	0.00%
<b>\$19,689,000</b>	<b>Total</b>	<b>\$15,812,200</b>	<b>\$0</b>	<b>\$1,291,300</b>	<b>\$17,103,500</b>	<b>-13.13%</b>

# Provost Area

## UNIT BUDGET SUMMARY

2024-25		2025-26 Original Proposed Expense Budget				
Total Revised Expense Budget	College/Unit	General Funds	Auxiliary Funds	Restricted Funds	Total	% Change
\$3,079,600	Kentucky Tobacco Research and Development Center	\$305,100	\$0	\$1,723,000	\$2,028,100	-34.14%
	<b>Agricultural Cooperative Extension Service</b>					
\$2,746,700	Administration	\$2,831,100	\$0	\$2,061,800	\$4,892,900	78.14%
138,400	Advancement	171,600	0	0	171,600	23.99%
1,921,500	Agricultural Communications and Data Center	1,932,800	0	0	1,932,800	0.59%
2,930,200	Agricultural Economics	2,810,300	0	256,100	3,066,400	4.65%
742,800	Agricultural Programs	491,900	0	274,400	766,300	3.16%
2,272,100	Animal and Food Sciences	1,881,500	0	355,700	2,237,200	-1.54%
445,500	Associate Dean - Extension	367,800	0	93,200	461,000	3.48%
1,165,300	Biosystems and Agricultural Engineering	967,100	0	119,800	1,086,900	-6.73%
654,400	Business Center	670,000	0	0	670,000	2.38%
11,400	Center for the Environment	0	0	11,400	11,400	0.00%
331,700	Community and Economic Development in Kentucky (CEDIK)	255,100	0	87,500	342,600	3.29%
933,800	Community and Leadership Development	755,100	0	209,600	964,700	3.31%
454,500	Dietetics and Human Nutrition	467,900	0	0	467,900	2.95%
872,600	Entomology	678,400	0	189,300	867,700	-0.56%
3,259,600	Family and Consumer Sciences	931,800	0	2,374,700	3,306,500	1.44%
62,814,500	Field Programs	60,559,200	0	5,195,000	65,754,200	4.68%
1,060,300	Forestry and Natural Resources	901,700	0	235,000	1,136,700	7.21%
1,268,100	Horticulture	912,000	0	401,500	1,313,500	3.58%
79,400	Landscape Architecture	17,900	0	63,000	80,900	1.89%
2,452,900	Plant and Soil Sciences	1,601,300	0	415,800	2,017,100	-17.77%
1,083,300	Plant Pathology	701,200	0	278,700	979,900	-9.54%
1,550,800	Program and Staff Development	1,460,300	0	152,700	1,613,000	4.01%
78,200	Robinson Station (RCARS)	87,900	0	0	87,900	12.40%
0	School of Human Environmental Sciences	309,000	0	0	309,000	100.00%



# Provost Area

## UNIT BUDGET SUMMARY

2024-25		2025-26 Original Proposed Expense Budget				
Total Revised Expense Budget	College/Unit	General Funds	Auxiliary Funds	Restricted Funds	Total	% Change
	<b>Agricultural Cooperative Extension Service (cont.)</b>					
\$207,100	Veterinary Science	\$161,100	\$0	\$48,800	\$209,900	1.35%
391,300	Western Kentucky Research and Education Center	398,800	0	0	398,800	1.92%
5,798,100	4-H Youth Development Programs	1,150,700	4,182,000	984,200	6,316,900	8.95%
<b>\$95,664,500</b>	<b>Total</b>	<b>\$83,473,500</b>	<b>\$4,182,000</b>	<b>\$13,808,200</b>	<b>\$101,463,700</b>	<b>6.06%</b>
	<b>College of Arts and Sciences</b>					
\$13,379,000	Administration	\$10,257,100	\$23,100	\$885,900	\$11,166,100	-16.54%
65,500	Aerospace Science	64,000	0	2,600	66,600	1.68%
145,800	African American Studies and Research Programs	16,700	0	111,100	127,800	-12.35%
3,818,800	Anthropology	4,026,400	0	47,600	4,074,000	6.68%
203,500	Appalachian Center	173,200	0	34,900	208,100	2.26%
7,133,700	Biological Sciences	6,877,100	0	148,700	7,025,800	-1.51%
205,900	Center for English as a Second Language	347,900	0	0	347,900	68.97%
7,515,800	Chemistry	7,402,200	0	308,700	7,710,900	2.60%
3,108,500	Dr. Bing Zhang Department of Statistics	3,008,700	0	297,500	3,306,200	6.36%
2,300,800	Earth and Environmental Sciences	2,165,100	0	138,600	2,303,700	0.13%
5,164,500	English	5,696,000	0	489,500	6,185,500	19.77%
3,050,100	Geography	3,124,300	0	46,700	3,171,000	3.96%
2,357,600	Hispanic Studies	2,419,800	0	87,000	2,506,800	6.33%
4,398,500	History	4,524,900	0	178,300	4,703,200	6.93%
75,400	Institute on Violence Against Women	0	0	70,100	70,100	-7.03%
103,800	Interdisciplinary Program/Social Theory	0	0	124,700	124,700	20.13%
1,472,100	Linguistics	1,695,700	0	28,000	1,723,700	17.09%
6,835,700	Mathematics	7,016,300	0	101,900	7,118,200	4.13%
163,800	Military Science	52,500	0	123,300	175,800	7.33%

# Provost Area

## UNIT BUDGET SUMMARY

2024-25		2025-26 Original Proposed Expense Budget				
Total Revised Expense Budget	College/Unit	General Funds	Auxiliary Funds	Restricted Funds	Total	% Change
	<b>College of Arts and Sciences (cont.)</b>					
\$4,923,900	Modern and Classical Languages	\$4,886,700	\$0	\$164,700	\$5,051,400	2.59%
2,647,100	Philosophy	2,890,100	0	2,800	2,892,900	9.29%
6,351,200	Physics and Astronomy	6,176,700	0	253,400	6,430,100	1.24%
2,551,400	Political Science	2,708,500	0	45,300	2,753,800	7.93%
6,347,300	Psychology	6,835,400	0	67,800	6,903,200	8.76%
2,001,800	Sociology	2,048,600	0	36,400	2,085,000	4.16%
3,398,400	Student Financial Aid	0	0	3,483,900	3,483,900	2.52%
1,508,700	Women's Studies	1,426,900	0	62,200	1,489,100	-1.30%
3,207,900	Writing, Rhetoric and Digital Studies	3,012,000	0	15,600	3,027,600	-5.62%
<b>\$94,436,500</b>	<b>Total</b>	<b>\$88,852,800</b>	<b>\$23,100</b>	<b>\$7,357,200</b>	<b>\$96,233,100</b>	<b>1.90%</b>
	<b>Gatton College of Business and Economics</b>					
\$15,159,300	Administration	\$5,817,800	\$0	\$17,266,500	\$23,084,300	52.28%
364,900	Center for Business and Economic Research	375,300	0	0	375,300	2.85%
344,200	Center for Poverty Research	525,100	0	8,800	533,900	55.11%
378,600	Development	387,600	0	0	387,600	2.38%
4,423,900	Economics	4,536,300	0	587,300	5,123,600	15.82%
1,900	Executive MBA Center	0	0	1,900	1,900	0.00%
6,986,500	John Maze Stewart Department of Finance and Quantitative Methods	5,165,400	0	2,475,900	7,641,300	9.37%
106,000	Graduate Center	873,700	0	0	873,700	724.25%
541,500	International Business and Management Center	198,400	0	114,700	313,100	-42.18%
5,553,500	Management	5,831,000	0	293,000	6,124,000	10.27%
5,763,500	Marketing and Supply Chain	6,216,300	0	0	6,216,300	7.86%
1,480,600	MBA Center	1,565,000	0	42,700	1,607,700	8.58%

# Provost Area

## UNIT BUDGET SUMMARY

2024-25		2025-26 Original Proposed Expense Budget				
Total Revised Expense Budget	College/Unit	General Funds	Auxiliary Funds	Restricted Funds	Total	% Change
	<b>Gatton College of Business and Economics (cont.)</b>					
\$6,347,900	School of Accountancy	\$6,334,100	\$0	\$554,900	\$6,889,000	8.52%
3,260,600	Student Financial Aid	158,500	0	5,140,900	5,299,400	62.53%
1,352,900	Undergraduate Center	2,717,900	0	95,100	2,813,000	107.92%
<b>\$52,065,800</b>	<b>Total</b>	<b>\$40,702,400</b>	<b>\$0</b>	<b>\$26,581,700</b>	<b>\$67,284,100</b>	<b>29.23%</b>
	<b>College of Communication and Information</b>					
\$5,378,800	Administration	\$4,926,100	\$0	\$2,562,600	\$7,488,700	39.23%
2,154,100	Center for Instructional Communication Excellence, Research and Development	2,145,700	0	1,000	2,146,700	-0.34%
3,044,300	Department of Communication	3,517,300	0	88,300	3,605,600	18.44%
951,900	Graduate Program	1,054,600	0	23,500	1,078,100	13.26%
1,898,500	Integrated Strategic Communications	1,882,500	0	132,100	2,014,600	6.12%
783,800	Intercollegiate Debate	721,200	0	170,700	891,900	13.79%
2,958,300	School of Information Science	3,019,800	0	54,500	3,074,300	3.92%
2,384,700	School of Journalism and Media	1,742,100	0	412,900	2,155,000	-9.63%
492,100	Student Financial Aid	0	0	511,000	511,000	3.84%
334,900	Student Media	224,200	125,000	5,000	354,200	5.76%
<b>\$20,381,400</b>	<b>Total</b>	<b>\$19,233,500</b>	<b>\$125,000</b>	<b>\$3,961,600</b>	<b>\$23,320,100</b>	<b>14.42%</b>
	<b>College of Dentistry</b>					
\$6,008,800	Administration	\$5,600,300	\$0	\$587,400	\$6,187,700	2.98%
774,800	Academic Affairs	596,800	0	86,900	683,700	-11.76%
5,569,800	Business and Support Services	3,989,800	1,262,000	235,900	5,487,700	-1.47%
6,124,500	Clinical Affairs and Patient Care	5,765,900	0	19,800	5,785,700	-5.53%
10,522,200	Department of Oral Health Practice	10,374,900	0	218,200	10,593,100	0.67%
15,620,200	Department of Oral Health Science	16,995,000	0	568,800	17,563,800	12.44%

# Provost Area

## UNIT BUDGET SUMMARY

2024-25		2025-26 Original Proposed Expense Budget				
Total Revised Expense Budget	College/Unit	General Funds	Auxiliary Funds	Restricted Funds	Total	% Change
	<b>College of Dentistry (cont.)</b>					
\$1,732,100	Public and Professional Services	\$1,353,800	\$0	\$156,700	\$1,510,500	-12.79%
1,543,100	Research and Graduate Studies	1,399,200	0	201,100	1,600,300	3.71%
665,500	Student Financial Aid	350,000	0	344,300	694,300	4.33%
<b>\$48,561,000</b>	<b>Total</b>	<b>\$46,425,700</b>	<b>\$1,262,000</b>	<b>\$2,419,100</b>	<b>\$50,106,800</b>	<b>3.18%</b>
	<b>College of Design</b>					
\$5,444,600	Administration	\$622,100	\$0	\$5,306,200	\$5,928,300	8.88%
357,000	Centralized Business Office	359,400	0	0	359,400	0.67%
639,000	Facilities, Shops and Technology	655,000	0	14,500	669,500	4.77%
687,800	Historic Preservation	607,800	0	117,600	725,400	5.47%
52,000	Office of Academic and Student Affairs	52,000	0	0	52,000	0.00%
202,400	Philanthropy and External Relations	240,300	0	600	240,900	19.02%
842,500	Product Design	863,500	0	0	863,500	2.49%
3,608,100	School of Architecture	3,097,600	0	571,300	3,668,900	1.69%
1,410,200	School of Interiors: Planning, Strategy and Design	1,557,000	0	2,700	1,559,700	10.60%
307,600	Student Financial Aid	0	0	312,000	312,000	1.43%
<b>\$13,551,200</b>	<b>Total</b>	<b>\$8,054,700</b>	<b>\$0</b>	<b>\$6,324,900</b>	<b>\$14,379,600</b>	<b>6.11%</b>
	<b>College of Education</b>					
\$7,859,500	Administration	\$8,358,700	\$0	\$306,400	\$8,665,100	10.25%
1,240,300	Administration and Supervision	1,075,200	0	11,400	1,086,600	-12.39%
729,000	Center for NextGen Leadership	914,000	0	0	914,000	25.38%
100	Center for Professional Development	0	0	0	0	-100.00%
1,735,800	Curriculum and Instruction	1,815,500	0	4,600	1,820,100	4.86%
3,498,600	Early Childhood, Special Education and Counselor Education	3,497,100	0	50,500	3,547,600	1.40%
1,425,200	Educational Policy Studies	1,399,200	0	7,300	1,406,500	-1.31%
1,940,700	Educational Psychology and Counseling	1,825,600	0	14,800	1,840,400	-5.17%

# Provost Area

## UNIT BUDGET SUMMARY

2024-25		2025-26 Original Proposed Expense Budget				
Total Revised Expense Budget	College/Unit	General Funds	Auxiliary Funds	Restricted Funds	Total	% Change
<b>College of Education (cont.)</b>						
\$340,200	Instructional Media and Technology	\$327,300	\$0	\$0	\$327,300	-3.79%
3,184,600	Kinesiology and Health Promotion	3,121,000	0	70,200	3,191,200	0.21%
884,200	Office of Ed Preparation, Field Experience and Accreditation	965,500	0	0	965,500	9.19%
80,600	Office of Faculty Affairs and Advancement	87,000	0	0	87,000	7.94%
29,900	Office of Internationalization and Community Engagement	82,100	0	11,000	93,100	211.37%
123,500	Office of Research	444,900	0	0	444,900	260.24%
268,400	Office of Student Success	291,800	0	0	291,800	8.72%
1,101,800	Science, Technology, Engineering and Mathematics (STEM) Education	1,041,200	0	20,600	1,061,800	-3.63%
871,100	Student Financial Aid	0	0	878,000	878,000	0.79%
<b>\$25,313,500</b>	<b>Total</b>	<b>\$25,246,100</b>	<b>\$0</b>	<b>\$1,374,800</b>	<b>\$26,620,900</b>	<b>5.16%</b>
<b>Stanley and Karen Pigman College of Engineering</b>						
\$8,272,400	Administration	\$7,740,500	\$0	\$1,606,000	\$9,346,500	12.98%
1,470,400	Alumni Development	1,505,700	0	10,800	1,516,500	3.14%
2,089,700	Biomedical Engineering	1,833,500	0	840,600	2,674,100	27.97%
445,400	Center for Aluminum Technology	250,000	0	197,800	447,800	0.54%
2,053,200	Center for Robotics and Manufacturing Systems	1,881,900	0	100,000	1,981,900	-3.47%
6,066,000	Chemical and Materials Engineering	4,666,700	0	1,313,600	5,980,300	-1.41%
5,159,600	Civil Engineering	3,772,200	118,700	1,508,200	5,399,100	4.64%
5,749,200	Computer Science	5,466,500	0	1,161,000	6,627,500	15.28%
6,154,800	Electrical Engineering	5,193,000	0	1,147,100	6,340,100	3.01%
232,400	Engineering Electron Microscopy	0	193,900	0	193,900	-16.57%
359,000	Engineering Technology	243,300	0	591,900	835,200	132.65%
164,800	Institute for Decarbonization and Energy Advancement	195,400	0	0	195,400	18.57%
2,326,000	Kentucky Transportation Center	1,520,000	0	840,000	2,360,000	1.46%
7,765,200	Mechanical and Aerospace Engineering	6,598,200	0	1,511,400	8,109,600	4.44%
2,000,400	Mining Engineering	1,574,200	6,900	329,100	1,910,200	-4.51%

# Provost Area

## UNIT BUDGET SUMMARY

2024-25		2025-26 Original Proposed Expense Budget				
Total Revised Expense Budget	College/Unit	General Funds	Auxiliary Funds	Restricted Funds	Total	% Change
	<b>Stanley and Karen Pigman College of Engineering (cont.)</b>					
\$1,648,400	Paducah Engineering Program	\$1,524,100	\$0	\$562,300	\$2,086,400	26.57%
7,357,500	Student Financial Aid	7,000	0	8,652,600	8,659,600	17.70%
0	UK IDEA Institute Research Technology and Development	0	0	12,000	12,000	100.00%
600,000	Visualization and Virtual Environments	0	0	600,000	600,000	0.00%
<b>\$59,914,400</b>	<b>Total</b>	<b>\$43,972,200</b>	<b>\$319,500</b>	<b>\$20,984,400</b>	<b>\$65,276,100</b>	<b>8.95%</b>
	<b>College of Fine Arts</b>					
\$4,028,600	Administration	\$3,439,300	\$0	\$319,000	\$3,758,300	-6.71%
4,484,700	Art	4,497,600	0	112,200	4,609,800	2.79%
878,200	Art Museum	748,800	0	171,900	920,700	4.84%
0	Arts Administration	8,000	0	10,500	18,500	100.00%
2,282,600	Band	1,853,000	0	437,900	2,290,900	0.36%
7,952,500	Music	6,591,700	0	2,037,300	8,629,000	8.51%
992,800	Singletary Center for the Arts	271,000	682,500	34,100	987,600	-0.52%
1,042,500	Student Financial Aid	0	0	1,061,900	1,061,900	1.86%
1,536,100	Theatre Arts	1,493,800	0	100,500	1,594,300	3.79%
<b>\$23,198,000</b>	<b>Total</b>	<b>\$18,903,200</b>	<b>\$682,500</b>	<b>\$4,285,300</b>	<b>\$23,871,000</b>	<b>2.90%</b>
	<b>College of Health Sciences</b>					
\$7,227,700	Administration	\$6,813,700	\$0	\$232,200	\$7,045,900	-2.52%
1,224,200	Athletic Training and Clinical Nutrition	1,046,800	0	125,400	1,172,200	-4.25%
2,816,800	Communication Sciences and Disorders	3,003,800	0	32,800	3,036,600	7.80%
2,676,700	Health and Clinical Sciences	2,884,100	0	15,600	2,899,700	8.33%
2,737,400	Physical Therapy	2,769,500	0	68,600	2,838,100	3.68%
2,741,200	Physician Assistant Studies	3,335,700	0	6,500	3,342,200	21.92%
81,000	Rehabilitation Medicine	0	0	81,000	81,000	0.00%

# Provost Area

## UNIT BUDGET SUMMARY

2024-25		2025-26 Original Proposed Expense Budget				
Total Revised Expense Budget	College/Unit	General Funds	Auxiliary Funds	Restricted Funds	Total	% Change
	<b>College of Health Sciences (cont.)</b>					
\$100,000	Sports Medicine Research Institute	\$100,100	\$0	\$0	\$100,100	0.10%
323,000	Student Affairs	305,700	0	0	305,700	-5.36%
417,900	Student Financial Aid	0	0	432,300	432,300	3.45%
<b>\$20,345,900</b>	<b>Total</b>	<b>\$20,259,400</b>	<b>\$0</b>	<b>\$994,400</b>	<b>\$21,253,800</b>	<b>4.46%</b>
	<b>J. David Rosenberg College of Law</b>					
\$4,674,500	Administration	\$2,821,400	\$0	\$2,181,100	\$5,002,500	7.02%
809,000	Continuing Legal Education	515,600	0	0	515,600	-36.27%
6,896,900	Law Instruction	6,545,400	0	0	6,545,400	-5.10%
1,827,700	Library - Law	1,858,900	0	20,500	1,879,400	2.83%
4,000	Mineral Law Center	4,000	0	0	4,000	0.00%
5,059,400	Student Financial Aid	5,148,100	0	1,060,800	6,208,900	22.72%
<b>\$19,271,500</b>	<b>Total</b>	<b>\$16,893,400</b>	<b>\$0</b>	<b>\$3,262,400</b>	<b>\$20,155,800</b>	<b>4.59%</b>
	<b>College of Medicine</b>					
\$16,813,300	Administration	\$20,839,000	\$0	\$18,232,300	\$39,071,300	132.38%
2,742,000	Anatomy and Neurobiology	2,269,300	32,700	93,500	2,395,500	-12.64%
84,669,800	Anesthesiology	85,087,100	0	71,000	85,158,100	0.58%
4,470,000	Barnstable Brown Diabetes Center	104,800	0	4,321,400	4,426,200	-0.98%
4,642,900	Behavioral Science	4,434,400	0	185,500	4,619,900	-0.50%
3,051,300	Bowling Green Campus	1,636,600	0	1,232,500	2,869,100	-5.97%
2,287,700	Cardiovascular Research Center	1,402,400	0	1,231,800	2,634,200	15.15%
311,500	Center for Drug and Alcohol Research	314,200	0	104,300	418,500	34.35%
0	Center for Health Services Research	0	0	11,400	11,400	100.00%
647,300	Continuing Education	150,000	610,000	0	760,000	17.41%
3,449,000	Department of Toxicology and Cancer Biology	3,061,200	0	185,800	3,247,000	-5.86%
39,704,800	Diagnostic Radiology	47,703,400	0	147,200	47,850,600	20.52%

# Provost Area

## UNIT BUDGET SUMMARY

2024-25		2025-26 Original Proposed Expense Budget				
Total Revised Expense Budget	College/Unit	General Funds	Auxiliary Funds	Restricted Funds	Total	% Change
	<b>College of Medicine (cont.)</b>					
\$37,046,200	Emergency Medicine	\$36,913,400	\$0	\$0	\$36,913,400	-0.36%
21,285,000	Family Practice	21,763,400	0	526,100	22,289,500	4.72%
44,900	Family Practice - Rural Clinics	45,000	0	0	45,000	0.22%
0	Graduate Medical Education	0	0	7,000	7,000	100.00%
2,012,200	Integrated Business Unit (IBU) Accounting	1,765,700	0	259,900	2,025,600	0.67%
174,797,900	Internal Medicine	149,740,400	0	1,469,900	151,210,300	-13.49%
75,000	Library - Dean's Office	0	0	75,000	75,000	0.00%
15,300	Library (Offutt) - Ophthalmology	0	0	15,100	15,100	-1.31%
3,748,600	Microbiology, Immunology and Molecular Genetics	3,315,800	0	244,300	3,560,100	-5.03%
3,998,500	Molecular and Biomedical Pharmacology	3,688,300	0	561,500	4,249,800	6.28%
3,571,200	Molecular and Cellular Biochemistry	3,256,000	0	1,726,900	4,982,900	39.53%
22,706,600	Neurology	24,867,300	0	319,100	25,186,400	10.92%
22,377,200	Neurosurgery	19,220,100	0	756,000	19,976,100	-10.73%
3,250,300	Northern Kentucky Campus	1,121,700	0	2,207,300	3,329,000	2.42%
29,283,400	Obstetrics and Gynecology	30,404,000	0	2,235,700	32,639,700	11.46%
19,783,600	Office of Academic Affairs	14,040,000	0	4,250,000	18,290,000	-7.55%
2,872,800	Office of Health Research and Development	967,100	0	1,138,100	2,105,200	-26.72%
19,728,200	Ophthalmology	20,108,900	0	335,200	20,444,100	3.63%
35,001,500	Orthopedic Surgery	39,474,300	0	547,300	40,021,600	14.34%
12,599,600	Pathology and Laboratory Medicine	13,309,300	0	128,300	13,437,600	6.65%
81,928,200	Pediatrics	78,862,700	0	6,349,800	85,212,500	4.01%
9,784,200	Physical Medicine and Rehabilitation	10,926,900	0	0	10,926,900	11.68%
3,268,500	Physiology	3,187,800	0	309,000	3,496,800	6.98%
14,120,500	Psychiatry	18,495,300	0	122,100	18,617,400	31.85%



# Provost Area

## UNIT BUDGET SUMMARY

2024-25		2025-26 Original Proposed Expense Budget				
Total Revised Expense Budget	College/Unit	General Funds	Auxiliary Funds	Restricted Funds	Total	% Change
	<b>College of Medicine (cont.)</b>					
\$10,309,500	Radiation Medicine	\$13,615,700	\$0	\$0	\$13,615,700	32.07%
2,466,900	Spinal Cord	1,632,300	200,900	492,500	2,325,700	-5.72%
7,027,100	Student Financial Aid	149,200	0	5,552,100	5,701,300	-18.87%
121,311,700	Surgery and Divisions	117,553,200	0	5,722,400	123,275,600	1.62%
<b>\$827,204,200</b>	<b>Total</b>	<b>\$795,426,200</b>	<b>\$843,600</b>	<b>\$61,167,300</b>	<b>\$857,437,100</b>	<b>3.65%</b>
	<b>Center for Cancer Prevention, Education and Patient Care</b>					
\$30,177,800	Operations	\$21,536,300	\$10,000	\$9,479,400	\$31,025,700	2.81%
700	Student Financial Aid	0	0	700	700	0.00%
<b>\$30,178,500</b>	<b>Total</b>	<b>\$21,536,300</b>	<b>\$10,000</b>	<b>\$9,480,100</b>	<b>\$31,026,400</b>	<b>2.81%</b>
<b>\$2,640,900</b>	<b>Center for Excellence in Rural Health</b>	<b>\$3,228,900</b>	<b>\$0</b>	<b>\$0</b>	<b>\$3,228,900</b>	<b>22.27%</b>
	<b>Sanders-Brown Center on Aging</b>					
\$6,213,000	Operations	\$2,604,900	\$0	\$2,715,500	\$5,320,400	-14.37%
2,800	Student Financial Aid	0	0	1,500	1,500	-46.43%
<b>\$6,215,800</b>	<b>Total</b>	<b>\$2,604,900</b>	<b>\$0</b>	<b>\$2,717,000</b>	<b>\$5,321,900</b>	<b>-14.38%</b>
	<b>College of Nursing</b>					
\$6,383,900	Administration	\$7,917,700	\$0	\$162,000	\$8,079,700	26.56%
309,900	Continuing Education	89,300	0	0	89,300	-71.18%
14,942,900	Instruction	14,209,100	0	205,500	14,414,600	-3.54%
214,400	Student Financial Aid	0	0	315,000	315,000	46.92%
<b>\$21,851,100</b>	<b>Total</b>	<b>\$22,216,100</b>	<b>\$0</b>	<b>\$682,500</b>	<b>\$22,898,600</b>	<b>4.79%</b>

# Provost Area

## UNIT BUDGET SUMMARY

2024-25		2025-26 Original Proposed Expense Budget				
Total Revised Expense Budget	College/Unit	General Funds	Auxiliary Funds	Restricted Funds	Total	% Change
	<b>College of Pharmacy</b>					
\$3,946,800	Administration	\$3,013,100	\$0	\$908,800	\$3,921,900	-0.63%
934,400	Patient Care Education Support	844,900	0	0	844,900	-9.58%
6,794,100	Pharmaceutical Science	5,924,200	4,500	592,700	6,521,400	-4.01%
7,473,500	Pharmacy Practice and Science	7,005,300	0	445,400	7,450,700	-0.31%
1,922,200	Student Affairs	2,231,800	0	97,900	2,329,700	21.20%
2,134,200	Student Financial Aid	1,075,000	0	1,017,600	2,092,600	-1.95%
<b>\$23,205,200</b>	<b>Total</b>	<b>\$20,094,300</b>	<b>\$4,500</b>	<b>\$3,062,400</b>	<b>\$23,161,200</b>	<b>-0.19%</b>
	<b>College of Public Health</b>					
\$6,331,000	Administration	\$3,887,700	\$0	\$333,200	\$4,220,900	-33.33%
0	Academic Programs	4,332,600	0	0	4,332,600	100.00%
1,125,000	Biostatistics	1,204,500	0	1,200	1,205,700	7.17%
659,600	Center for Research on Violence Against Women	207,700	0	636,300	844,000	27.96%
1,658,400	Epidemiology and Environmental Health	1,324,800	0	0	1,324,800	-20.12%
85,400	Gerontology	0	0	103,300	103,300	20.96%
1,501,500	Health, Behavior and Society	706,000	0	266,700	972,700	-35.22%
2,128,900	Health Services Management	887,800	0	481,700	1,369,500	-35.67%
210,000	Kentucky Injury Prevention and Research Center	200,000	0	0	200,000	-4.76%
108,600	Preventive Medicine and Clinics	1,000	0	118,400	119,400	9.94%
535,600	Student and Academic Life	169,700	0	0	169,700	-68.32%
299,700	Student Financial Aid	0	0	332,500	332,500	10.94%
<b>\$14,643,700</b>	<b>Total</b>	<b>\$12,921,800</b>	<b>\$0</b>	<b>\$2,273,300</b>	<b>\$15,195,100</b>	<b>3.77%</b>

# Provost Area

## UNIT BUDGET SUMMARY

2024-25		2025-26 Original Proposed Expense Budget				
Total Revised Expense Budget	College/Unit	General Funds	Auxiliary Funds	Restricted Funds	Total	% Change
	<b>College of Social Work</b>					
\$27,448,200	Administration and Instruction	\$26,942,900	\$0	\$434,800	\$27,377,700	-0.26%
130,000	Continuing Education	762,500	0	0	762,500	486.54%
284,200	Student Financial Aid	0	0	215,500	215,500	-24.17%
<b>\$27,862,400</b>	<b>Total</b>	<b>\$27,705,400</b>	<b>\$0</b>	<b>\$650,300</b>	<b>\$28,355,700</b>	<b>1.77%</b>
	<b>Lewis Honors College</b>					
\$4,381,200	Administration and Instruction	\$2,815,200	\$0	\$1,470,400	\$4,285,600	-2.18%
201,000	Student Financial Aid	0	0	164,100	164,100	-18.36%
<b>\$4,582,200</b>	<b>Total</b>	<b>\$2,815,200</b>	<b>\$0</b>	<b>\$1,634,500</b>	<b>\$4,449,700</b>	<b>-2.89%</b>
	<b>Libraries</b>					
\$141,600	Administration	\$0	\$0	\$159,100	\$159,100	12.36%
26,018,000	Collections and Operations - Library	22,205,800	0	4,866,700	27,072,500	4.05%
77,400	Medical Center Library	7,000	0	12,000	19,000	-75.45%
39,900	Student Financial Aid	0	0	44,200	44,200	10.78%
<b>\$26,276,900</b>	<b>Total</b>	<b>\$22,212,800</b>	<b>\$0</b>	<b>\$5,082,000</b>	<b>\$27,294,800</b>	<b>3.87%</b>
	<b>The Graduate Schools</b>					
\$1,235,300	Center on Public Administration	\$1,255,300	\$0	\$0	\$1,255,300	1.62%
310,000	Center on Public Policy	310,000	0	0	310,000	0.00%
71,200	General Academic Support	70,600	0	1,800	72,400	1.69%
4,341,000	Graduate School	4,341,900	0	0	4,341,900	0.02%
2,203,900	James W. Martin School of Public Policy and Administration	1,955,600	0	616,800	2,572,400	16.72%
2,330,800	Patterson School of Diplomacy and International Commerce	1,009,000	0	1,259,400	2,268,400	-2.68%
210,100	Student Financial Aid - Graduate Centers	0	0	326,600	326,600	55.45%
3,386,900	Student Financial Aid - Graduate School	2,110,400	0	1,142,900	3,253,300	-3.94%
<b>\$14,089,200</b>	<b>Total</b>	<b>\$11,052,800</b>	<b>\$0</b>	<b>\$3,347,500</b>	<b>\$14,400,300</b>	<b>2.21%</b>

# Provost Area

## UNIT BUDGET SUMMARY

2024-25		2025-26 Original Proposed Expense Budget				
Total Revised Expense Budget	College/Unit	General Funds	Auxiliary Funds	Restricted Funds	Total	% Change
\$150,300	Center for Interprofessional Community Health Education	\$144,200	\$0	\$22,500	\$166,700	10.91%
\$1,980,600	Chellgren Center	\$315,600	\$0	\$1,542,200	\$1,857,800	-6.20%
	<b>Faculty Advancement</b>					
\$1,277,500	Administration	\$1,305,000	\$0	\$0	\$1,305,000	2.15%
944,900	Center for the Enhancement for Learning and Teaching	957,500	0	0	957,500	1.33%
<b>\$2,222,400</b>	<b>Total</b>	<b>\$2,262,500</b>	<b>\$0</b>	<b>\$0</b>	<b>\$2,262,500</b>	<b>1.80%</b>
	<b>Gaines Center</b>					
\$588,600	Gaines Center	\$355,300	\$0	\$260,000	\$615,300	4.54%
68,900	Student Financial Aid	0	0	60,200	60,200	-12.63%
<b>\$657,500</b>	<b>Total</b>	<b>\$355,300</b>	<b>\$0</b>	<b>\$320,200</b>	<b>\$675,500</b>	<b>2.74%</b>
\$1,689,500	Registrar	\$1,721,600	\$0	\$0	\$1,721,600	1.90%
\$908,900	Strategic Planning and Institutional Effectiveness	\$925,100	\$0	\$0	\$925,100	1.78%
	<b>Student Financial Aid - Other</b>					
\$27,186,600	Graduate Scholarships	\$27,169,000	\$0	\$17,500	\$27,186,500	0.00%
772,200	Healthcare College Scholarships	790,700	0	0	790,700	2.40%
3,117,100	Undergraduate Scholarships	3,210,600	0	0	3,210,600	3.00%
<b>\$31,075,900</b>	<b>Total</b>	<b>\$31,170,300</b>	<b>\$0</b>	<b>\$17,500</b>	<b>\$31,187,800</b>	<b>0.36%</b>
\$2,833,900	UK Online Education	\$3,002,300	\$0	\$0	\$3,002,300	5.94%

# Provost Area

## UNIT BUDGET SUMMARY

2024-25		2025-26 Original Proposed Expense Budget				
Total Revised Expense Budget	College/Unit	General Funds	Auxiliary Funds	Restricted Funds	Total	% Change
	<b>University of Kentucky International Center</b>					
\$2,100,800	Administration	\$1,970,000	\$0	\$124,800	\$2,094,800	-0.29%
664,600	International Student Services	694,500	0	0	694,500	4.50%
4,130,600	International Study Abroad and Exchange Programs	4,495,200	0	0	4,495,200	8.83%
393,900	Student Financial Aid	376,100	0	4,800	380,900	-3.30%
<b>\$7,289,900</b>	<b>Total</b>	<b>\$7,535,800</b>	<b>\$0</b>	<b>\$129,600</b>	<b>\$7,665,400</b>	<b>5.15%</b>
	<b>University Press</b>					
\$2,977,100	Administration	\$3,012,000	\$0	\$132,800	\$3,144,800	5.63%
100	Student Financial Aid	0	0	100	100	0.00%
<b>\$2,977,200</b>	<b>Total</b>	<b>\$3,012,000</b>	<b>\$0</b>	<b>\$132,900</b>	<b>\$3,144,900</b>	<b>5.63%</b>
<b>\$1,678,592,200</b>	<b>TOTAL PROVOST AREA</b>	<b>\$1,502,601,200</b>	<b>\$7,452,200</b>	<b>\$247,442,600</b>	<b>\$1,757,496,000</b>	<b>4.70%</b>

# Research Area

## UNIT BUDGET SUMMARY

2024-25		2025-26 Original Proposed Expense Budget				
Total Revised Expense Budget	College/Unit	General Funds	Auxiliary Funds	Restricted Funds	Total	% Change
	<b>Research Administration and Program Support</b>					
\$1,376,400	Administration	\$1,211,200	\$0	\$30,300	\$1,241,500	-9.80%
167,700	Advanced Science and Technology Commercialization Center (ASTeCC)	186,200	0	0	186,200	11.03%
9,708,500	General Research Support	9,375,300	983,200	22,700	10,381,200	6.93%
1,956,000	Office of Technology Commercialization	2,495,200	0	11,700	2,506,900	28.16%
1,206,000	Research Equipment Maintenance	1,206,000	0	0	1,206,000	0.00%
13,862,400	Sponsored Projects Administration	15,872,500	0	2,700	15,875,200	14.52%
3,900	Student Financial Aid	3,900	0	0	3,900	0.00%
<b>\$28,280,900</b>	<b>Total</b>	<b>\$30,350,300</b>	<b>\$983,200</b>	<b>\$67,400</b>	<b>\$31,400,900</b>	<b>11.03%</b>
	<b>Center for Applied Energy Research</b>					
\$11,658,500	Operations	\$11,506,200	\$0	\$133,300	\$11,639,500	-0.16%
100,300	Student Financial Aid	0	0	97,000	97,000	-3.29%
<b>\$11,758,800</b>	<b>Total</b>	<b>\$11,506,200</b>	<b>\$0</b>	<b>\$230,300</b>	<b>\$11,736,500</b>	<b>-0.19%</b>
<b>\$5,809,500</b>	<b>Center for Clinical and Translational Science</b>	<b>\$2,616,800</b>	<b>\$1,162,700</b>	<b>\$2,881,800</b>	<b>\$6,661,300</b>	<b>14.66%</b>
	<b>Center for Computational Sciences</b>					
\$773,300	Operations	\$722,700	\$0	\$43,000	\$765,700	-0.98%
55,500	Computational Sciences Professorship	55,500	0	0	55,500	0.00%
<b>\$828,800</b>	<b>Total</b>	<b>\$778,200</b>	<b>\$0</b>	<b>\$43,000</b>	<b>\$821,200</b>	<b>-0.92%</b>
	<b>Center for the Environment</b>					
\$0	Operations	\$0	\$0	\$0	\$0	100.00%
36,000	Student Financial Aid	0	0	0	0	-100.00%
<b>\$36,000</b>	<b>Total</b>	<b>\$0</b>	<b>\$0</b>	<b>\$0</b>	<b>\$0</b>	<b>-100.00%</b>

# Research Area

## UNIT BUDGET SUMMARY

2024-25		2025-26 Original Proposed Expense Budget				
Total Revised Expense Budget	College/Unit	General Funds	Auxiliary Funds	Restricted Funds	Total	% Change
	<b>Center of Membrane Sciences</b>					
\$106,000	Operations	\$77,200	\$0	\$28,800	\$106,000	0.00%
10,800	Student Financial Aid	0	0	10,800	10,800	0.00%
<b>\$116,800</b>	<b>Total</b>	<b>\$77,200</b>	<b>\$0</b>	<b>\$39,600</b>	<b>\$116,800</b>	<b>0.00%</b>
<b>\$194,600</b>	<b>Division of Laboratory Animal Resources</b>	<b>\$45,600</b>	<b>\$336,000</b>	<b>\$0</b>	<b>\$381,600</b>	<b>96.09%</b>
	<b>Human Development Institute</b>					
\$2,342,600	Operations	\$1,752,700	\$0	\$287,600	\$2,040,300	-12.90%
167,300	Student Financial Aid	0	0	117,600	117,600	-29.71%
<b>\$2,509,900</b>	<b>Total</b>	<b>\$1,752,700</b>	<b>\$0</b>	<b>\$405,200</b>	<b>\$2,157,900</b>	<b>-14.02%</b>
<b>\$200,000</b>	<b>Institute of Bioinformatics</b>	<b>\$200,000</b>	<b>\$0</b>	<b>\$0</b>	<b>\$200,000</b>	<b>0.00%</b>
	<b>Kentucky Geological Survey</b>					
\$4,602,600	Operations	\$4,748,700	\$0	\$1,500	\$4,750,200	3.21%
112,900	Student Financial Aid	0	0	37,300	37,300	-66.96%
<b>\$4,715,500</b>	<b>Total</b>	<b>\$4,748,700</b>	<b>\$0</b>	<b>\$38,800</b>	<b>\$4,787,500</b>	<b>1.53%</b>
<b>\$329,800</b>	<b>Kentucky Water Resources Research Institute</b>	<b>\$317,800</b>	<b>\$0</b>	<b>\$17,000</b>	<b>\$334,800</b>	<b>1.52%</b>
<b>\$49,100</b>	<b>Outreach Center for Science and Health Career Opportunities</b>	<b>\$49,100</b>	<b>\$0</b>	<b>\$0</b>	<b>\$49,100</b>	<b>0.00%</b>
<b>\$93,500</b>	<b>Tracy Farmer Institute for Sustainability and the Environment</b>	<b>\$4,100</b>	<b>\$0</b>	<b>\$289,200</b>	<b>\$293,300</b>	<b>213.69%</b>
<b>\$54,923,200</b>	<b>TOTAL RESEARCH AREA</b>	<b>\$52,446,700</b>	<b>\$2,481,900</b>	<b>\$4,012,300</b>	<b>\$58,940,900</b>	<b>7.32%</b>

# Student Success Area

## UNIT BUDGET SUMMARY

2024-25		2025-26 Original Proposed Expense Budget				
Total Revised Expense Budget	College/Unit	General Funds	Auxiliary Funds	Restricted Funds	Total	% Change
	<b>Student Success</b>					
\$9,118,100	Administration	\$4,136,800	\$8,416,000	\$153,300	\$12,706,100	39.35%
11,883,100	Dean of Students	7,591,400	2,036,400	966,000	10,593,800	-10.85%
6,984,600	Enrollment Management	6,828,000	0	0	6,828,000	-2.24%
3,008,300	Institutional Research, Analytics and Decision Support	3,457,800	0	0	3,457,800	14.94%
15,247,300	Student Excellence	15,905,100	0	268,600	16,173,700	6.08%
3,214,500	Student Financial Stability	3,502,300	0	213,200	3,715,500	15.59%
7,202,000	Student Well-being	6,671,700	0	465,500	7,137,200	-0.90%
8,982,900	Student Financial Aid	238,000	0	11,649,500	11,887,500	32.33%
<b>\$65,640,800</b>	<b>Total</b>	<b>\$48,331,100</b>	<b>\$10,452,400</b>	<b>\$13,716,100</b>	<b>\$72,499,600</b>	<b>10.45%</b>



# UK Athletics Area

## UNIT BUDGET SUMMARY

2024-25		2025-26 Original Proposed Expense Budget				
Total Revised Expense Budget	College/Unit	General Funds	Auxiliary Funds	Restricted Funds	Total	% Change
	<b>UK Athletics</b>					
\$13,785,600	Administrative Support	\$0	\$32,533,400	\$0	\$32,533,400	136.00%
2,500,000	Camps	0	2,500,000	0	2,500,000	0.00%
28,000,000	Capital Projects	0	0	1,115,700	1,115,700	-96.02%
10,361,000	External Operations	0	11,363,700	0	11,363,700	9.68%
9,532,800	Facilities	0	9,951,900	0	9,951,900	4.40%
72,784,700	Men's Sports	0	75,143,000	0	75,143,000	3.24%
8,353,500	Operations	0	8,873,300	0	8,873,300	6.22%
3,320,000	Post Season	0	3,777,500	0	3,777,500	13.78%
15,673,900	Support Services	0	16,354,700	0	16,354,700	4.34%
29,337,800	Women's Sports	0	30,792,000	0	30,792,000	4.96%
8,525,700	Other Athletics Expenses	0	8,039,400	630,300	8,669,700	1.69%
6,373,600	Debt Service	0	6,384,300	0	6,384,300	0.17%
<b>\$208,548,600</b>	<b>Total</b>	<b>\$0</b>	<b>\$205,713,200</b>	<b>\$1,746,000</b>	<b>\$207,459,200</b>	<b>-0.52%</b>

# UK HealthCare Area

## UNIT BUDGET SUMMARY

2024-25		2025-26 Original Proposed Expense Budget				
Total Revised Expense Budget	College/Unit	General Funds	Auxiliary Funds	Restricted Funds	Total	% Change
	<b>UK HealthCare</b>					
\$335,547,000	Beyond Blue - Claire Blue Health	\$328,814,500	\$0	\$0	\$328,814,500	-2.01%
10,037,800	Beyond Blue - Insure Blue	14,738,400	0	0	14,738,400	46.83%
1,037,754,100	Beyond Blue - Royal Blue Health (King's Daughters Medical Center)	1,090,944,500	0	0	1,090,944,500	5.13%
64,572,500	Eastern State Hospital	64,943,500	0	0	64,943,500	0.57%
3,235,105,200	Hospitals - Chandler, Good Samaritan, Ambulatory and Retail	3,219,701,900	0	5,886,700	3,225,588,600	-0.29%
130,840,500	Medical Group (Clinical Practice)	84,847,000	0	0	84,847,000	-35.15%
18,594,600	Surgery Blue	26,956,600	0	0	26,956,600	44.97%
77,700	University Health Service - Operations	0	629,500	0	629,500	710.17%
52,271,000	Debt Service (All Hospitals and Medical Centers)	74,887,900	0	0	74,887,900	43.27%
1,672,300	Debt Service (University Health Service)	0	1,678,500	0	1,678,500	0.37%
<b>\$4,886,472,700</b>	<b>Total</b>	<b>\$4,905,834,300</b>	<b>\$2,308,000</b>	<b>\$5,886,700</b>	<b>\$4,914,029,000</b>	<b>0.56%</b>

# University Wide Area

## UNIT BUDGET SUMMARY

2024-25		2025-26 Original Proposed Expense Budget				
Total Revised Expense Budget	College/Unit	General Funds	Auxiliary Funds	Restricted Funds	Total	% Change
<b>Student Financial Aid - Central</b>						
\$20,000,000	College Access Program Grant - State	\$0	\$0	\$24,000,000	\$24,000,000	20.00%
2,500,000	College Work Study Program - Federal	0	0	2,500,000	2,500,000	0.00%
94,678,100	Institutional - Academic	105,690,000	0	89,500	105,779,500	11.73%
229,500	Institutional - Fellowships	229,500	0	0	229,500	0.00%
1,079,900	Institutional - International	786,100	0	0	786,100	-27.21%
11,975,900	Institutional - Need-Based	2,597,600	0	1,034,900	3,632,500	-69.67%
33,325,900	Institutional - Other	33,972,200	0	1,445,000	35,417,200	6.28%
300,000	Institutional - ROTC	300,000	0	0	300,000	0.00%
24,000,000	Kentucky Educational Excellence Scholarships -State	0	0	25,000,000	25,000,000	4.17%
250,000	Kentucky Innovative Scholarship - State	0	0	200,000	200,000	-20.00%
6,218,400	Kentucky State Mandate	7,911,000	0	0	7,911,000	27.22%
32,000,000	Pell Grants - Federal	0	0	36,000,000	36,000,000	12.50%
743,100	Supplemental Educational Opportunity Grants - Federal	0	0	734,000	734,000	-1.22%
40,000	Teach Grant Program - Federal	0	0	40,000	40,000	0.00%
<b>\$227,340,800</b>	<b>Total</b>	<b>\$151,486,400</b>	<b>\$0</b>	<b>\$91,043,400</b>	<b>\$242,529,800</b>	<b>6.68%</b>
<b>University Wide</b>						
\$9,318,600	Common Insurance Funds	\$9,029,800	\$0	\$0	\$9,029,800	-3.10%
3,144,900	Debt Service Reserve Pool	4,167,600	0	0	4,167,600	32.52%
2,476,200	Family Education Program	2,476,200	0	0	2,476,200	0.00%
392,100	Financial Allocation Models	24,317,400	0	0	24,317,400	6101.84%
4,606,900	General Liability/Auto Liability	4,822,600	0	0	4,822,600	4.68%
5,751,300	General University Reserve	2,001,300	0	0	2,001,300	-65.20%
260,000	Institutional Dues and Memberships	260,000	0	0	260,000	0.00%

# University Wide Area

## UNIT BUDGET SUMMARY

2024-25		2025-26 Original Proposed Expense Budget				
Total Revised Expense Budget	College/Unit	General Funds	Auxiliary Funds	Restricted Funds	Total	% Change
	<b>University Wide (cont.)</b>					
(\$27,228,800)	Miscellaneous Fringe Benefits	\$12,000,000	\$0	\$0	\$12,000,000	-144.07%
260,971,200	Operating and Capital Projects	334,079,200	0	2,871,100	336,950,300	29.11%
6,992,400	Professional Liability Insurance	7,434,100	0	0	7,434,100	6.32%
20,000,000	Quasi Endowment - Center for Applied Energy Research	20,000,000	0	0	20,000,000	0.00%
2,855,400	Student Health Insurance	3,198,100	0	0	3,198,100	12.00%
400,000	University Audit	400,000	0	0	400,000	0.00%
15,337,700	University Expenses	19,245,000	0	5,000	19,250,000	25.51%
41,264,400	Debt Service	42,923,900	0	0	42,923,900	4.02%
<b>\$346,542,300</b>	<b>Total</b>	<b>\$486,355,200</b>	<b>\$0</b>	<b>\$2,876,100</b>	<b>\$489,231,300</b>	<b>41.18%</b>
<b>\$573,883,100</b>	<b>TOTAL UNIVERSITY WIDE AREA</b>	<b>\$637,841,600</b>	<b>\$0</b>	<b>\$93,919,500</b>	<b>\$731,761,100</b>	<b>27.51%</b>

# Affiliated Corporations

## UNIT BUDGET SUMMARY

2024-25		2025-26 Original Proposed Expense Budget				
Total Revised Expense Budget	College/Unit	General Funds	Auxiliary Funds	Restricted Funds	Total	% Change
\$450,000	Central Kentucky Management Services, Inc.	\$2,181,400	\$0	\$0	\$2,181,400	384.76%
\$10,000	UK Gluck Equine Research Foundation, Inc.	\$0	\$0	\$200,500	\$200,500	1905.00%
\$227,300	UK Humanities Foundation, Inc.	\$0	\$0	\$253,900	\$253,900	11.70%
\$84,900	UK Mining Engineering Foundation, Inc.	\$0	\$0	\$85,200	\$85,200	0.35%
\$591,299,600	UK Research Foundation	\$125,415,100	\$0	\$437,000,400	\$562,415,500	-4.88%
\$592,071,800	TOTAL AFFILIATED CORPORATIONS	\$127,596,500	\$0	\$437,540,000	\$565,136,500	-4.55%

# Tuition and Mandatory Fees

## UNIVERSITY OF KENTUCKY

### 2025-26 Tuition and Mandatory Fee Rates<sup>1, 2, 3, 4, 5, 6</sup> Effective Fall 2025

#### UNDERGRADUATE<sup>4, 7, 8</sup>

##### UK CAMPUS<sup>2</sup>

##### Resident

Tuition

\$6,054.50

\$6,236.00

\$505.50

\$520.50

Mandatory Fees

696.50

717.50

47.50

50.00

Total

\$6,751.00

\$6,953.50

\$553.00

\$570.50

##### Non-Resident

Tuition

\$16,373.50

\$16,864.50

\$1,364.50

\$1,405.50

Mandatory Fees

696.50

717.50

47.50

50.00

Total

\$17,070.00

\$17,582.00

\$1,412.00

\$1,455.50

##### Active Military (Per Credit Hour)<sup>9</sup>

##### Resident and Non-Resident, Per Credit Hour Only

Tuition

\$250.00

\$257.50

Mandatory Fees

47.50

50.00

Total

\$297.50

\$307.50

##### Global ESL Pathway Program<sup>10</sup>

##### Resident

Tuition

\$6,054.50

\$6,236.00

\$505.50

\$520.50

Mandatory Fees

696.50

717.50

47.50

50.00

Total

\$6,751.00

\$6,953.50

\$553.00

\$570.50

##### Non-Resident

Tuition

\$16,373.50

\$16,864.50

\$1,364.50

\$1,405.50

Mandatory Fees

696.50

717.50

47.50

50.00

Total

\$17,070.00

\$17,582.00

\$1,412.00

\$1,455.50

# Tuition and Mandatory Fees

## UNIVERSITY OF KENTUCKY

### 2025-26 Tuition and Mandatory Fee Rates<sup>1, 2, 3, 4, 5, 6</sup> Effective Fall 2025

#### UNDERGRADUATE<sup>4, 7, 8</sup>

UK Next Generation Dual Credit, Per Credit Hour Only<sup>11</sup>

Tuition

Mandatory Fees

Total

#### Full-Time Rates Per Semester

2024-25

2025-26

#### Part-Time Rates Per Credit Hour

2024-25

2025-26

\$94.50

\$97.00

0.00

0.00

\$94.50

\$97.00

#### UK ONLINE CAMPUS<sup>2</sup>

Resident and Non-Resident, Per Credit Hour Only

Tuition

Mandatory Fees

Total

\$612.50

\$631.00

11.50

23.00

\$624.00

\$654.00

# Tuition and Mandatory Fees

## UNIVERSITY OF KENTUCKY

### 2025-26 Tuition and Mandatory Fee Rates<sup>1, 2, 3, 4, 5, 6</sup> Effective Fall 2025

#### GRADUATE AND PROFESSIONAL PRACTICE<sup>3, 4, 5</sup>

##### Graduate

###### Resident

Tuition

Mandatory Fees

Total

#### Full-Time Rates Per Semester

2024-25

2025-26

#### Part-Time Rates Per Credit Hour

2024-25

2025-26

\$6,625.50 \$6,824.00  
696.50 717.50  
\$7,322.00 \$7,541.50

\$737.50 \$759.50  
63.50 66.00  
\$801.00 \$825.50

###### Resident, Students Enrolled Exclusively in Distance Education Courses<sup>3, 4, 5</sup>

Tuition

Mandatory Fees

Total

\$6,625.50 \$6,824.00  
135.50 268.50  
\$6,761.00 \$7,092.50

\$737.50 \$759.50  
15.50 30.50  
\$753.00 \$790.00

###### Non-Resident

Tuition

Mandatory Fees

Total

\$17,422.50 \$17,945.00  
696.50 717.50  
\$18,119.00 \$18,662.50

\$1,936.50 \$1,994.50  
63.50 66.00  
\$2,000.00 \$2,060.50

###### Non-Resident, Students Enrolled Exclusively in Distance Education Courses<sup>3, 4, 5</sup>

Tuition

Mandatory Fees

Total

\$6,625.50 \$6,824.00  
135.50 268.50  
\$6,761.00 \$7,092.50

\$737.50 \$759.50  
15.50 30.50  
\$753.00 \$790.00

#### Master or Graduate Certificate, Professional<sup>3, 4, 5, 12</sup>

##### Resident

Tuition

Mandatory Fees

Total

\$6,984.00 \$7,193.50  
696.50 717.50  
\$7,680.50 \$7,911.00

\$776.00 \$799.50  
63.50 66.00  
\$839.50 \$865.50



# Tuition and Mandatory Fees

## UNIVERSITY OF KENTUCKY

**2025-26 Tuition and Mandatory Fee Rates<sup>1, 2, 3, 4, 5, 6</sup>**  
**Effective Fall 2025**

	Full-Time Rates Per Semester		Part-Time Rates Per Credit Hour	
	2024-25	2025-26	2024-25	2025-26
<b>GRADUATE</b>				
<b>Master or Graduate Certificate, Professional<sup>3, 4, 5, 12</sup></b>				
Non-Resident				
Tuition	\$17,844.00	\$18,379.00	\$1,983.50	\$2,043.00
Mandatory Fees	696.50	717.50	63.50	66.00
Total	\$18,540.50	\$19,096.50	\$2,047.00	\$2,109.00
<b>Master or Graduate Certificate, Health Professional<sup>3, 4, 5, 13</sup></b>				
Resident				
Tuition	\$7,196.50	\$7,412.00	\$800.00	\$824.00
Mandatory Fees	696.50	717.50	63.50	66.00
Total	\$7,893.00	\$8,129.50	\$863.50	\$890.00
Non-Resident				
Tuition	\$18,091.00	\$18,633.50	\$2,011.00	\$2,071.50
Mandatory Fees	696.50	717.50	63.50	66.00
Total	\$18,787.50	\$19,351.00	\$2,074.50	\$2,137.50
<b>Professional Practice Doctoral<sup>3, 4, 5, 14</sup></b>				
Resident				
Tuition	\$8,872.50	\$9,138.50	\$986.50	\$1,016.00
Mandatory Fees	696.50	717.50	63.50	66.00
Total	\$9,569.00	\$9,856.00	\$1,050.00	\$1,082.00
Non-Resident				
Tuition	\$24,370.50	\$25,101.50	\$2,709.50	\$2,791.00
Mandatory Fees	696.50	717.50	63.50	66.00
Total	\$25,067.00	\$25,819.00	\$2,773.00	\$2,857.00

# Tuition and Mandatory Fees

## UNIVERSITY OF KENTUCKY

2025-26 Tuition and Mandatory Fee Rates<sup>1, 2, 3, 4, 5, 6</sup>  
Effective Fall 2025

Full-Time Rates		Part-Time Rates	
Per Semester		Per Credit Hour	
2024-25	2025-26	2024-25	2025-26

### GRADUATE

#### College Specific Graduate Degrees and Certificates<sup>3, 4, 5, 15</sup>

##### College of Arts and Sciences

Graduate Certificate in Latin Studies

Resident and Non-Resident, Per Credit Hour Only

Tuition

\$591.50

\$609.00

Mandatory Fees

63.50

30.50

Total

\$655.00

\$639.50

##### College of Education

Master of Education in Educational Leadership

Education Specialist in Teacher Leadership

Education Specialist in Principal Preparation

Superintendent Certification Program

Graduate Certificate in Leadership for Deeper Learning

Graduate Certificate in Instructional Coaching

Graduate Certificate in School Technology Leadership

Graduate Certificate in Executive Education Leadership

Resident and Non-Resident, Per Credit Hour Only

Tuition

\$591.50

\$609.00

Mandatory Fees

63.50

66.00

Total

\$655.00

\$675.00

##### College of Medicine

Master of Forensic Toxicology and Analytical Genetics

Resident and Non-Resident, Per Credit Hour Only

Tuition

\$1,004.50

\$1,034.50

Mandatory Fees

63.50

66.00

Total

\$1,068.00

\$1,100.50

# Tuition and Mandatory Fees

## UNIVERSITY OF KENTUCKY

**2025-26 Tuition and Mandatory Fee Rates<sup>1, 2, 3, 4, 5, 6</sup>**  
**Effective Fall 2025**

### GRADUATE

#### College Specific Graduate Degrees and Certificates<sup>3, 4, 5, 15</sup>

##### College of Public Health

Master of Public Health, Online

Resident and Non-Resident, Per Credit Hour Only

Tuition

\$751.50

\$774.00

Mandatory Fees

15.50

30.50

Total

\$767.00

\$804.50

Doctor of Public Health, Online

Resident and Non-Resident, Per Credit Hour Only

Tuition

\$1,500.00

Mandatory Fees

30.50

Total

\$1,530.50

##### Gatton College of Business and Economics

Master of Science in Finance

Resident, Per Credit Hour Only

Tuition

\$905.50

\$914.50

Mandatory Fees

63.50

66.00

Total

\$969.00

\$980.50

Non-Resident, Per Credit Hour Only

Tuition

\$1,292.50

\$1,331.50

Mandatory Fees

63.50

66.00

Total

\$1,356.00

\$1,397.50

# Tuition and Mandatory Fees

UNIVERSITY OF KENTUCKY

2025-26 Tuition and Mandatory Fee Rates<sup>1, 2, 3, 4, 5, 6</sup>  
Effective Fall 2025

Full-Time Rates Per Semester		Part-Time Rates Per Credit Hour	
2024-25	2025-26	2024-25	2025-26

## GRADUATE

### College Specific Graduate Degrees and Certificates<sup>3, 4, 5, 15</sup>

#### Gatton College of Business and Economics

Master of Science in Marketing

Master of Science in Strategic Human Resource Management and Analytics

Master of Science in Supply Chain Management

Master of Accountancy and Analytics

Graduate Certificate in Accounting Analytics

Graduate Certificate in Analytics

Graduate Certificate in Economics

Graduate Certificate in Human Resource Management

Resident, Per Credit Hour Only

Tuition

\$905.50

\$914.50

Mandatory Fees

63.50

66.00

Total

\$969.00

\$980.50

Non-Resident, Per Credit Hour Only

Tuition

\$1,218.50

\$1,255.00

Mandatory Fees

63.50

66.00

Total

\$1,282.00

\$1,321.00

# Tuition and Mandatory Fees

## UNIVERSITY OF KENTUCKY

**2025-26 Tuition and Mandatory Fee Rates<sup>1, 2, 3, 4, 5, 6</sup>**  
**Effective July 2025**

### **Dentistry<sup>17</sup>**

#### **Doctor of Medicine in Dentistry, DMD**

##### Resident

Tuition	\$36,964.00	\$38,072.00
Mandatory Fees	<u>1,574.00</u>	<u>1,616.00</u>
Total	\$38,538.00	\$39,688.00

##### Non-Resident

Tuition	\$82,127.00	\$84,590.00
Mandatory Fees	<u>1,574.00</u>	<u>1,616.00</u>
Total	\$83,701.00	\$86,206.00

##### Reduced Curriculum Load

##### Resident

Tuition	\$18,482.00	\$19,036.00
Mandatory Fees	<u>1,574.00</u>	<u>1,616.00</u>
Total	\$20,056.00	\$20,652.00

##### Non-Resident

Tuition	\$41,064.00	\$42,295.00
Mandatory Fees	<u>1,574.00</u>	<u>1,616.00</u>
Total	\$42,638.00	\$43,911.00

#### **Graduate Certificate in Orofacial Pain**

##### Resident and Non-Resident

Tuition	\$25,550.00	\$26,316.00
Mandatory Fees	<u>1,574.00</u>	<u>1,616.00</u>
Total	\$27,124.00	\$27,932.00

# Tuition and Mandatory Fees

## UNIVERSITY OF KENTUCKY

2025-26 Tuition and Mandatory Fee Rates<sup>1, 2, 3, 4, 5, 6</sup>

Effective July 2025

### Annual Full-Time Rates<sup>4, 16</sup>

	2024-25	2025-26
--	---------	---------

#### Dentistry<sup>17</sup>

##### Graduate Certificate in Orofacial Pain

Reduced Curriculum Load

Resident and Non-Resident

Tuition

\$12,775.00	\$13,158.00
-------------	-------------

Mandatory Fees

1,574.00	1,616.00
----------	----------

Total

\$14,349.00	\$14,774.00
-------------	-------------

##### Post-Master's Certificate in Advanced Specialty Program - Endodontics

Resident

Tuition

\$24,528.00	\$25,263.00
-------------	-------------

Mandatory Fees

1,574.00	1,616.00
----------	----------

Total

\$26,102.00	\$26,879.00
-------------	-------------

Non-Resident

Tuition

\$45,990.00	\$47,369.00
-------------	-------------

Mandatory Fees

1,574.00	1,616.00
----------	----------

Total

\$47,564.00	\$48,985.00
-------------	-------------

# Tuition and Mandatory Fees

UNIVERSITY OF KENTUCKY

2025-26 Tuition and Mandatory Fee Rates<sup>1, 2, 3, 4, 5, 6</sup>

Effective July 2025

Annual Full-Time Rates<sup>4, 16</sup>

2024-25

2025-26

## Dentistry<sup>17</sup>

### Post-Master's Certificate in Advanced Specialty Program - Endodontics

Reduced Curriculum Load

Resident

Tuition

\$12,264.00

\$12,632.00

Mandatory Fees

1,574.00

1,616.00

Total

\$13,838.00

\$14,248.00

Non-Resident

Tuition

\$22,995.00

\$23,685.00

Mandatory Fees

1,574.00

1,616.00

Total

\$24,569.00

\$25,301.00

## Doctor of Pharmacy<sup>18</sup>

Entering Classes of Fall 2022

Resident

Tuition

\$28,185.00

\$28,467.00

Mandatory Fees

1,574.00

1,616.00

Total

\$29,759.00

\$30,083.00

Non-Resident

Tuition

\$54,268.00

\$54,811.00

Mandatory Fees

1,574.00

1,616.00

Total

\$55,842.00

\$56,427.00

# Tuition and Mandatory Fees

## UNIVERSITY OF KENTUCKY

### 2025-26 Tuition and Mandatory Fee Rates<sup>1, 2, 3, 4, 5, 6</sup> Effective July 2025

#### Doctor of Pharmacy<sup>18</sup>

##### Entering Class of Fall 2023

###### Resident

Tuition

\$28,341.00

\$28,341.00

Mandatory Fees

1,574.00

1,616.00

Total

\$29,915.00

\$29,957.00

###### Non-Resident

Tuition

\$54,555.00

\$54,555.00

Mandatory Fees

1,574.00

1,616.00

Total

\$56,129.00

\$56,171.00

##### Entering Class of Fall 2024

###### Resident

Tuition

\$28,624.00

\$28,624.00

Mandatory Fees

1,574.00

1,616.00

Total

\$30,198.00

\$30,240.00

###### Non-Resident

Tuition

\$55,101.00

\$55,101.00

Mandatory Fees

1,574.00

1,616.00

Total

\$56,675.00

\$56,717.00

##### Entering Class of Fall 2025

###### Resident

Tuition

\$28,910.00

Mandatory Fees

1,616.00

Total

\$30,526.00



# Tuition and Mandatory Fees

## UNIVERSITY OF KENTUCKY

### 2025-26 Tuition and Mandatory Fee Rates<sup>1, 2, 3, 4, 5, 6</sup> Effective July 2025

		<u>Annual Full-Time Rates<sup>4, 16</sup></u>	
		2024-25	2025-26
<b>Doctor of Pharmacy<sup>18</sup></b>			
Entering Class of Fall 2025			
Non-Resident			
	Tuition		\$55,652.00
	Mandatory Fees		<u>1,616.00</u>
	Total		\$57,268.00
Reduced Curriculum Load			
Resident			
	Tuition	\$14,312.00	\$14,455.00
	Mandatory Fees	<u>1,574.00</u>	<u>1,616.00</u>
	Total	\$15,886.00	\$16,071.00
Non-Resident			
	Tuition	\$27,551.00	\$27,826.00
	Mandatory Fees	<u>1,574.00</u>	<u>1,616.00</u>
	Total	\$29,125.00	\$29,442.00
<b>Doctor of Physical Therapy<sup>19</sup></b>			
Resident			
	Tuition	\$22,225.00	\$22,891.00
	Mandatory Fees	<u>1,574.00</u>	<u>1,616.00</u>
	Total	\$23,799.00	\$24,507.00
Non-Resident			
	Tuition	\$47,595.00	\$49,022.00
	Mandatory Fees	<u>1,574.00</u>	<u>1,616.00</u>
	Total	\$49,169.00	\$50,638.00

# Tuition and Mandatory Fees

UNIVERSITY OF KENTUCKY

**2025-26 Tuition and Mandatory Fee Rates<sup>1, 2, 3, 4, 5, 6</sup>**  
**Effective July 2025**

	<b>Annual Full-Time Rates<sup>4, 16</sup></b>	
	<b>2024-25</b>	<b>2025-26</b>
<b>Doctor of Physical Therapy<sup>19</sup></b>		
Reduced Curriculum Load		
Resident		
Tuition	\$11,115.00	\$11,446.00
Mandatory Fees	<u>1,574.00</u>	<u>1,616.00</u>
Total	\$12,689.00	\$13,062.00
Non-Resident		
Tuition	\$23,800.00	\$24,511.00
Mandatory Fees	<u>1,574.00</u>	<u>1,616.00</u>
Total	\$25,374.00	\$26,127.00
<b>Law<sup>20</sup></b>		
Resident		
Tuition	\$25,181.50	\$25,685.00
Mandatory Fees	<u>1,574.00</u>	<u>1,616.00</u>
Total	\$26,755.50	\$27,301.00
Non-Resident		
Tuition	\$49,836.00	\$49,836.00
Mandatory Fees	<u>1,574.00</u>	<u>1,616.00</u>
Total	\$51,410.00	\$51,452.00
Reduced Curriculum Load		
Resident		
Tuition	\$12,591.00	\$12,843.00
Mandatory Fees	<u>1,574.00</u>	<u>1,616.00</u>
Total	\$14,165.00	\$14,459.00

# Tuition and Mandatory Fees

## UNIVERSITY OF KENTUCKY

### 2025-26 Tuition and Mandatory Fee Rates<sup>1, 2, 3, 4, 5, 6</sup>

Effective July 2025

### Annual Full-Time Rates<sup>4, 16</sup>

2024-25      2025-26

#### Law<sup>20</sup>

Reduced Curriculum Load

Non-Resident

Tuition

\$24,918.00      \$24,918.00

Mandatory Fees

1,574.00      1,616.00

Total

\$26,492.00      \$26,534.00

#### Medicine<sup>21</sup>

Entering Class - Fall 2021

Resident

Tuition

\$39,292.00      \$39,250.00

Mandatory Fees

1,574.00      1,616.00

Total

\$40,866.00      \$40,866.00

Non-Resident

Tuition

\$73,018.00      \$72,976.00

Mandatory Fees

1,574.00      1,616.00

Total

\$74,592.00      \$74,592.00

Entering Class - Fall 2022

Resident

Tuition

\$39,691.50      \$39,649.50

Mandatory Fees

1,574.00      1,616.00

Total

\$41,265.50      \$41,265.50

Non-Resident

Tuition

\$73,754.50      \$73,712.50

Mandatory Fees

1,574.00      1,616.00

Total

\$75,328.50      \$75,328.50

# Tuition and Mandatory Fees

UNIVERSITY OF KENTUCKY

2025-26 Tuition and Mandatory Fee Rates<sup>1, 2, 3, 4, 5, 6</sup>

Effective July 2025

Annual Full-Time Rates<sup>4, 16</sup>

2024-25      2025-26

## Medicine<sup>21</sup>

Entering Class - Fall 2023

Resident

Tuition

\$40,088.50      \$40,046.50

Mandatory Fees

1,574.00      1,616.00

Total

\$41,662.50      \$41,662.50

Non-Resident

Tuition

\$74,492.50      \$74,450.50

Mandatory Fees

1,574.00      1,616.00

Total

\$76,066.50      \$76,066.50

Entering Class - Fall 2024

Resident

Tuition

\$40,520.00      \$40,478.00

Mandatory Fees

1,574.00      1,616.00

Total

\$42,094.00      \$42,094.00

Non-Resident

Tuition

\$75,268.00      \$75,226.00

Mandatory Fees

1,574.00      1,616.00

Total

\$76,842.00      \$76,842.00

Entering Class - Fall 2025

Resident

Tuition

\$40,925.00

Mandatory Fees

1,616.00

Total

\$42,541.00

# Tuition and Mandatory Fees

UNIVERSITY OF KENTUCKY

2025-26 Tuition and Mandatory Fee Rates<sup>1, 2, 3, 4, 5, 6</sup>

Effective July 2025

Annual Full-Time Rates<sup>4, 16</sup>

2024-25      2025-26

## Medicine<sup>22</sup>

Entering Class - Fall 2025

Non-Resident

Tuition

\$76,021.00

Mandatory Fees

1,616.00

Total

\$77,637.00

Reduced Curriculum Load

Resident

Tuition

\$20,260.00

\$20,463.00

Mandatory Fees

1,574.00

1,616.00

Total

\$21,834.00

\$22,079.00

Non-Resident

Tuition

\$37,634.00

\$38,011.00

Mandatory Fees

1,574.00

1,616.00

Total

\$39,208.00

\$39,627.00

# Tuition and Mandatory Fees

UNIVERSITY OF KENTUCKY

**2025-26 Tuition and Mandatory Fee Rates<sup>1, 2, 3, 4, 5, 6</sup>**  
**Effective July 2025**

## **Master of Science in Accounting<sup>22</sup>**

One-Year, Full-Time

Resident

Tuition

Mandatory Fees

Total

Non-Resident

Tuition

Mandatory Fees

Total

Reduced Curriculum Load

Resident

Tuition

Mandatory Fees

Total

Non-Resident

Tuition

Mandatory Fees

Total

### **Full Program Rates<sup>4, 16</sup>**

**2024-25**

**2025-26**

\$23,916.00	\$24,155.00
<u>1,574.00</u>	<u>1,616.00</u>
\$25,490.00	\$25,771.00

\$31,236.00	\$32,173.00
<u>1,574.00</u>	<u>1,616.00</u>
\$32,810.00	\$33,789.00

\$11,958.00	\$12,077.50
<u>1,574.00</u>	<u>1,616.00</u>
\$13,532.00	\$13,693.50

\$15,618.00	\$16,086.50
<u>1,574.00</u>	<u>1,616.00</u>
\$17,192.00	\$17,702.50

# Tuition and Mandatory Fees

## UNIVERSITY OF KENTUCKY

2025-26 Tuition and Mandatory Fee Rates<sup>1, 2, 3, 4, 5, 6</sup>

Effective July 2025

### Master in Business Administration<sup>23</sup>

One-Year, Full-Time

Resident

Tuition

Mandatory Fees

Total

Non-Resident

Tuition

Mandatory Fees

Total

Reduced Curriculum Load

Resident

Tuition

Mandatory Fees

Total

Non-Resident

Tuition

Mandatory Fees

Total

Professional Evening Two-Years, Full-Time

Entering Class - Fall 2024

Resident

Tuition

Mandatory Fees

Total

### Full Program Rates<sup>4, 16</sup>

2024-25

2025-26

\$37,190.00	\$37,562.00
1,574.00	1,616.00
\$38,764.00	\$39,178.00

\$44,605.00	\$45,943.00
1,574.00	1,616.00
\$46,179.00	\$47,559.00

\$18,595.00	\$18,781.00
1,574.00	1,616.00
\$20,169.00	\$20,397.00

\$22,302.50	\$22,971.50
1,574.00	1,616.00
\$23,876.50	\$24,587.50

\$37,168.00	\$37,168.00
2,786.00	2,828.00
\$39,954.00	\$39,996.00

# Tuition and Mandatory Fees

## UNIVERSITY OF KENTUCKY

**2025-26 Tuition and Mandatory Fee Rates<sup>1, 2, 3, 4, 5, 6</sup>**  
**Effective July 2025**

### **Master in Business Administration<sup>23</sup>**

Professional Evening Two-Years, Full-Time

Entering Class - Fall 2024

Non-Resident

Tuition

\$44,586.00      \$44,586.00

Mandatory Fees

2,786.00      2,828.00

Total

\$47,372.00      \$47,414.00

Entering Class - Fall 2025

Resident

Tuition

\$37,540.00

Mandatory Fees

2,870.00

Total

\$40,410.00

Non-Resident

Tuition

\$45,924.00

Mandatory Fees

2,870.00

Total

\$48,794.00

Professional Evening Three-Years, Part-Time

Entering Class - Fall 2023

Resident

Tuition

\$36,390.00      \$36,390.00

Mandatory Fees

2,268.00      2,298.00

Total

\$38,658.00      \$38,688.00

Non-Resident

Tuition

\$43,645.00      \$43,645.00

Mandatory Fees

2,268.00      2,298.00

Total

\$45,913.00      \$45,943.00



# Tuition and Mandatory Fees

UNIVERSITY OF KENTUCKY

2025-26 Tuition and Mandatory Fee Rates<sup>1, 2, 3, 4, 5, 6</sup>

Effective July 2025

Full Program Rates<sup>4, 16</sup>

2024-25      2025-26

## Master in Business Administration<sup>23</sup>

Professional Evening Three-Years, Part-Time

Entering Class - Fall 2024

Resident

Tuition

\$37,191.00      \$37,191.00

Mandatory Fees

2,286.00      2,346.00

Total

\$39,477.00      \$39,537.00

Non-Resident

Tuition

\$44,605.00      \$44,605.00

Mandatory Fees

2,286.00      2,346.00

Total

\$46,891.00      \$46,951.00

Entering Class - Fall 2025

Resident

Tuition

\$37,563.00

Mandatory Fees

2,376.00

Total

\$39,939.00

Non-Resident

Tuition

\$45,943.00

Mandatory Fees

2,376.00

Total

\$48,319.00

# Tuition and Mandatory Fees

## UNIVERSITY OF KENTUCKY

### Notes:

1. **Tuition and Mandatory Fee Rates.** The applicable tuition and mandatory fee rates will be determined at the time charges are assessed based on the student's primary academic program, including students concurrently pursuing multiple degrees and/or certificates. Course, program, and other fees may be assessed in addition to the published tuition and mandatory fee rates, as applicable.
2. **Undergraduate Tuition.** Undergraduate degree and certificate programs are offered on two platforms – UK Campus and UK Online.

UK Campus. For undergraduate students enrolled in the UK Campus, tuition and mandatory fees will be assessed per credit hour up to 12 hours. Full-time per semester rates (capped rates) will be charged to undergraduate students enrolled for 12 or more credit hours. Class section delivery mode (e.g., in-person, fully online, hybrid, etc.) will not impact the assessment rate.

UK Online. Fully online undergraduate certificate and degree programs (i.e., Internet, web-based) are offered only through UK Online. Undergraduate students enrolled only in a UK Online certificate or degree program will be assessed the UK Online rate for each credit hour. There is no full-time tuition cap for UK Online undergraduate certificate and degree programs. The UK Online rate will be the same for resident and non-resident undergraduate students.

UK Campus and UK Online. Full-time undergraduate students with a declared primary academic program offered through UK Campus may add a UK Online minor and/or certificate at no additional charge.

Undergraduate students with a declared primary academic program offered through UK Campus who add a second major offered through UK Online will be assessed the UK Online rate for all online classes in addition to the tuition assessment for all other classes.

UK Campus and UK Online (cont.). Students whose only academic program is offered through UK Online will be limited to enrolling in UK Online classes.

3. **Graduate and Professional Practice Tuition.** Graduate and professional students will be assessed tuition and mandatory fees based on their enrolled program. Tuition and mandatory fees for these programs are classified as per semester rates, annual rates, full program rates, or per credit hour rates.

Unless specifically addressed below, full-time per semester tuition and mandatory fees will be charged to graduate and professional practice doctoral students enrolled for nine or more credit hours. Tuition and mandatory fees will be assessed per credit hour to graduate and professional practice students enrolled for less than nine credit hours.

Students considered full-time for financial aid and reporting purposes, but enrolled for less than nine credit hours, (e.g., graduate students in residency status) will be assessed on a per credit hour basis.

Graduate students enrolled exclusively in classes offered through distance learning will be assessed tuition using the applicable resident rate, regardless of residency status. Distance learning classes include delivery modes such as fully online (i.e., Internet, web-based), hybrid, off-campus, TV, and compressed video.

4. **Mandatory Fees.** Mandatory fees will be assessed based on the student's full-time or part-time status, program platform (UK Campus or UK Online), and program level. Full-time students enrolled in at least one non-distance learning class (i.e., on-campus class) will be assessed all mandatory fees. If a student wishes to participate in any activity supported by a mandatory fee that has not been assessed, the student must pay the total mandatory fees for the term, except to access University Health Service. Part-time students may pay the Student Health Fee to access University Health Service.

# Tuition and Mandatory Fees

## UNIVERSITY OF KENTUCKY

### Notes:

4. **Mandatory Fees (cont.).** Students enrolled in programs offered by the colleges of Dentistry, Health Sciences, Nursing, Pharmacy and Public Health will be assessed the rates shown in the tuition and mandatory fee schedule, including the Student Health and Student Wellness mandatory fees where applicable, based on their enrollment status (full-time or part-time), program platform (UK Campus or UK Online), program level and curriculum load (regular or reduced), regardless of class location or modality. Students enrolled in professional programs offered by the College of Medicine will be assessed all mandatory fees regardless of class locations or modality.

No refunds for the Student Health Fee will be provided to full-time students who change their status to part-time on or after the first day of the semester. However, these students will maintain access to University Health Service while enrolled during the term. Refunds for the Student Health Fee will be processed for students who officially withdraw from the University through the Registrar's Office. Refund amounts will be determined in accordance with the schedule noted on the official University Calendar.

Undergraduate Students. Effective with the Fall 2025 semester, full-time, undergraduate students enrolled in the UK Campus will be assessed a maximum of \$717.50 of mandatory fees per term. Part-time undergraduate students enrolled in the UK Campus will be assessed \$50.00 per credit hour. Undergraduate students enrolled only in UK Online classes will be assessed \$23.00 per credit hour with no full-time cap.

Pursuant to the Memorandum of Agreement with the Kentucky Community and Technical College System, students enrolled at the Bluegrass Community and Technical College (BCTC) may select and pay for specific services from the list of mandatory fees. However, all mandatory fees will be assessed to BCTC students that reside in University of Kentucky student housing.

Graduate and Professional Students. Graduate and professional students will be assessed tuition and mandatory fees based on program and class modality. The tuition and mandatory fees for these programs are classified as per semester rates, annual rates, full program rates, or per credit hour rates.

Graduate and Professional Students (cont.). Distance learning classes include delivery modes such as fully online (i.e., Internet, web-based), hybrid, off-campus, TV, and compressed video. Unless otherwise stated, effective with the Fall 2025 semester, full-time graduate students enrolled in at least one non-distance learning class will be assessed \$717.50 of mandatory fees per term. Full-time graduate students enrolled in all distance learning classes will be assessed \$268.50 of mandatory fees per term. Part-time graduate students enrolled in at least one non-distance learning course will be assessed \$66.00 per credit hour. Part-time graduate students enrolled in all distance learning classes will be assessed \$30.50 per credit hour of mandatory fees.

Unless otherwise stated, graduate and professional students enrolled in programs which are classified as using Annual Full-Time Rates will be assessed mandatory fees totaling \$1,616.00, effective in July 2025, for the full academic year. This also applies to the one-year Master of Science in Accounting and Master in Business Administration programs that are classified as using Full Program Rates. These mandatory fees will provide year-round access to services provided by University Health Service. For graduate programs which are classified as using Full Program Rates, the rates include tuition and estimated mandatory fees for all terms. The mandatory fee amounts assessed will be based on the actual amounts in effect at the time of assessment and, therefore, the estimated rates shown are subject to change during a student's enrollment.

5. **Distance Learning Fee.** Graduate and professional students enrolled in classes offered through distance learning such as fully online (i.e., Internet, web-based delivery mode), hybrid, off-campus, TV courses, and compressed video will be assessed a \$10.00 per credit hour Distance Learning Fee in addition to tuition, mandatory fees and any other course-specific fees.
6. **Extraordinary Circumstances.** The President, or his delegate, may interpret the application of these rates on an individual student basis in extraordinary circumstances. In periods of public health emergencies or other large-scale disruptions, the President, or his delegate, may also interpret the application of these rates in accordance with the University's response to such disruptions.

# Tuition and Mandatory Fees

## UNIVERSITY OF KENTUCKY

### Notes:

7. **UK College of Engineering Extended Campus Program – Paducah.** Lower-division undergraduate students (freshmen and sophomores) enrolled in the UK College of Engineering Extended Campus Program – Paducah will be assessed tuition and mandatory fees based upon the West Kentucky Community and Technical College's (WKCTC) tuition and fee rates. Upper-division undergraduate students (juniors and seniors) enrolled in the UK College of Engineering Extended Campus Program – Paducah will be assessed the applicable UK rates. Pursuant to WKCTC's tuition schedule, non-resident undergraduate students from counties in states contiguous to Kentucky and enrolled in this program are eligible for the applicable Kentucky resident rates. For more information, visit: <https://kctcs.edu/affording-college/tuition-costs/contiguous-counties.aspx>.
8. **BCTCblue+ Program.** Undergraduate students in the BCTCblue+ Program may enroll in up to 12 credit hours (no more than four courses) during the fall and spring semesters at the current Kentucky Community and Technical College System (KCTCS) tuition rate plus the University of Kentucky mandatory fees and any applicable course fees. For more information, visit: <https://admission.uky.edu/transfer/blue-program>.
9. **Active Military Tuition Rate.** Active U.S. Armed Forces military personnel who are utilizing the Armed Forces Tuition Assistance (TA) program through Title X are eligible for the Active Military Tuition Rate. Eligible students will be assessed the Active Military Tuition rate and mandatory fees per credit hour for undergraduate classes. There is no full-time tuition cap for the Active Military Tuition Rate. The Active Military Tuition Rate is the same for resident and non-resident undergraduate students.
10. **Global ESL Pathway Program.** Students who wish to pursue an undergraduate degree at UK but do not meet the English proficiency for admission are able to enroll in the Global ESL (English as a second language) Pathway Program. Students work towards an undergraduate degree by completing select credit-bearing courses while improving English language competency.
11. **UK Next Generation Dual Credit.** The University of Kentucky is a participating institution in the Kentucky Higher Education Assistance Authority (KHEAA) Dual Credit Scholarship Program. Through this program, high school students can enroll in a college class(es) and receive credit from both the high school and UK. Students that attend select network high schools have access to UK Dual Credit courses through the UK Next Generation Scholarship Program. As a participating institution, UK assesses eligible students using the established statewide dual credit tuition rate, which is one-half (50 percent) of the KCTCS hourly tuition rate. In addition, UK will not charge any additional fees to dual credit students such as lab and course fees or admission or application fees.
12. **Master or Graduate Certificate, Professional.** The “Master or Graduate Certificate, Professional” tuition and mandatory fee rates will be assessed to students enrolled in the following master and graduate certificate programs:
  - Applied Statistics
  - Digital Mapping
  - Diplomacy and International Commerce
  - Diversity and Inclusion
  - Liberal Studies
  - Public Financial Management
  - Teaching English as a Second Language
  - Teaching World Languages

# Tuition and Mandatory Fees

## UNIVERSITY OF KENTUCKY

### Notes:

13. **Master or Graduate Certificate, Health Professional.** The “Master or Graduate Certificate, Health Professional” tuition and mandatory fee rates will be assessed to students enrolled in the following programs:
  - Graduate Certificate in Applied Nutrition and Culinary Medicine
  - Master of Science in Nursing - Healthcare Systems Leadership
  - Master of Science in Physician Assistant Studies
  - Master of Science in Radiological Medical Physics
14. **Professional Practice Doctoral.** The “Professional Practice Doctoral” tuition and mandatory fee rates will be assessed to students enrolled in doctoral programs offered by the following colleges:
  - Nursing
15. **College Specific Graduate Degrees and Certificates.** Students pursuing the following graduate degrees and certificates will be assessed tuition and mandatory fees based on the applicable per credit hour rate for all attempted credit hours, regardless of full-time or part-time status:
  - College of Arts and Sciences
    - Graduate Certificate in Latin Studies
  - College of Education
    - Master of Education in Educational Leadership
    - Education Specialist in Teacher Leadership
    - Education Specialist in Principal Preparation
    - Superintendent Certification Program
    - Graduate Certificate in Leadership for Deeper Learning
    - Graduate Certificate in Instructional Coaching
    - Graduate Certificate in School Technology Leadership
    - Graduate Certificate in Executive Education Leadership
  - College of Medicine
    - Master of Forensic Toxicology and Analytical Genetics
  - College of Public Health
    - Master of Public Health, Online
    - Doctor of Public Health, Online
15. **College Specific Graduate Degrees and Certificates (cont.).**
  - Gatton College of Business and Economics
    - Master of Science in Finance
    - Master of Science in Marketing
    - Master of Science in Strategic Human Resource Management and Analytics
    - Master of Science in Supply Chain Management
    - Master of Accountancy and Analytics
    - Graduate Certificate in Accounting Analytics
    - Graduate Certificate in Analytics
    - Graduate Certificate in Economics
    - Graduate Certificate in Human Resource Management
16. **Annual Full-Time Rates and Full Program Rates.** Unless otherwise publicized, students enrolled in programs with Annual Full-Time Rates or Full Program Rates will be assessed tuition and mandatory fees semi-annually for all terms within the same academic year. The AY 2025-26 rates will be effective July 2025 unless otherwise stated.
17. **Dentistry.** For the following Dentistry programs, the following half-time tuition and mandatory fee rates for AY 2025-26 will be assessed those dental students who have been approved by the Dean of the College of Dentistry to have a reduced curriculum load.
  - Doctor of Medicine in Dentistry (DMD)
    - Resident \$20,652.00
    - Non-Resident \$43,911.00
  - Graduate Certificate in Orofacial Pain
    - Resident and Non-Resident \$14,774.00
  - Post-Master’s Certificate in Advance Specialty Program – Endodontics
    - Resident \$14,248.00
    - Non-Resident \$25,301.00

# Tuition and Mandatory Fees

## UNIVERSITY OF KENTUCKY

### Notes:

18. **Doctor of Pharmacy.** Effective with the entering class of fall 2023, the tuition rates for the Doctor of Pharmacy are “locked-in” for each entering class cohort. The assessed tuition rates will not change while students are enrolled in the program. Half-time tuition and mandatory fee rates for AY 2025-26 of \$16,071.00 for resident students and \$29,442.00 for non-resident students will be assessed those pharmacy students who have been approved by the Dean of the College of Pharmacy to have a reduced curriculum load.

19. **Doctor of Physical Therapy.** Students pursuing the Doctor of Physical Therapy will be assessed tuition in three installments (one-fifth for the summer term and two-fifths for the fall and spring terms). Mandatory fees will be assessed in two installments (fall and spring terms). Half-time tuition and mandatory fee rates for AY 2025-26 of \$13,062.00 for resident students and \$26,127.00 for non-resident students will be assessed those students who have been approved by the Dean of the College of Health Sciences to have a reduced curriculum load.

20. **Law.** Part-time enrollment in the Rosenberg College of Law is permitted only with prior approval of the College of Law Associate Dean for Academic Affairs and is granted only for extraordinary circumstances. Half-time tuition and mandatory fee rates for AY 2025-26 of \$14,459.00 for resident students and \$26,534.00 for non-resident students will be assessed those students who have been approved for part-time enrollment.

21. **Medicine.** The College of Medicine tuition and mandatory fee rates are “locked-in” for each entering class cohort. The total assessed rate will not change while students are enrolled in the program. Students will be assessed tuition and mandatory fees semi-annually for all terms. Tuition and mandatory fees will be assessed in August and January for the first- and second-year classes and assessed in June and January for the third- and fourth-year classes to correspond with the start of classes and clinical rotations.

21. **Medicine (cont.).** Reduced curriculum tuition and fee rates for AY 2025-26 of \$22,079.00 for resident students and \$39,627.00 for non-resident students will be assessed those medical students who have been approved by the College of Medicine Student Progress and Promotion Committee to have a reduced curriculum load.

22. **Master of Science in Accounting.** Students pursuing the Master of Science in Accounting will be assessed tuition and mandatory fees in three installments (one-fifth for the summer term and two-fifths for the fall and spring terms) for the 11-month program. Mandatory fees will be assessed in two installments (fall and spring terms). The Becker CPA Review Course is optional and not included in the Full Program Rates.

Reduced tuition and mandatory fee rates for AY 2025-26 of \$13,693.50 for resident students and \$17,702.50 for non-resident students will be assessed those students who have been approved by the Dean of the Gatton College of Business and Economics to have a reduced curriculum load.

23. **Master of Business Administration.** The Master of Business Administration tuition and mandatory fee rates are based on the duration of the program. Tuition for the one-year program will be assessed in three installments (one-fifth for the summer term and two-fifths for the fall and spring terms). Mandatory fees will be assessed in two installments (fall and spring terms). Reduced tuition and mandatory fee rates for AY 2025-26 of \$20,397.00 for resident students and \$24,587.50 for non-resident students will be assessed those students in the one-year program who have been approved by the Dean of the Gatton College of Business and Economics to have a reduced curriculum load.

For the two-year and three-year programs, the published rates include tuition and estimated mandatory fees for all terms. Tuition and mandatory fees will be assessed each semester based on course load. Actual mandatory fees assessed will be based on amounts in effect at the time of assessment.

# Mandatory Student Fees

UNIVERSITY OF KENTUCKY

Effective Fall 2025

Mandatory Fee	Description of Fee
Campus Modernization - Enhancing the Core	Funds are used to rehabilitate, renovate and modernize existing facilities to support academic and other student success goals
Campus Recreation	Funds provide recreation and wellness opportunities to UK students as well as access to the Johnson Wellness and Campus Recreation Center
Environmental Stewardship	Funds support UK student exposure to community outreach, training and service opportunities focused on the environment
Gatton Student Center	Funds support the operating costs of the Gatton Student Center
Gatton Student Center Renovation	Funds support the renovation and expansion of the Gatton Student Center
International Study Abroad	Funds are utilized for financial support (including scholarships) to increase affordability of study abroad opportunities for UK students and for infrastructure to support Education Abroad activities
Kentucky Kernel	Funds support the operating costs associated with the campus student newspaper (Kentucky Kernel)
Student Government Association	Funds support the UK Student Government Association, which serves to collectively represent the student voice of the university
Student Health Fee	Funds subsidize a wide variety of health services to students at no additional or low cost. Examples include primary care, behavioral health, nursing services and education and wellness services

# Mandatory Student Fees

UNIVERSITY OF KENTUCKY

Effective Fall 2025

## Mandatory Fee

## Description of Fee

Student Services

Funds are used to support several student activities and events as follows:

- 1) Career preparation initiatives that provide a strategic focus on the workforce needs of Kentucky through the enhancement of career focused development with all UK students. Students will receive complimentary engagement in activities which support their future careers matching their academic pursuits
- 2) Community outreach support which fosters the development of student leaders who make a difference in their communities
- 3) Student activities board supports student clubs and organizations and cultural events including plays, musical bands, guest speakers and other similar events
- 4) Student Involvement supports a variety of opportunities for involvement and leadership to create a vibrant campus life experience for all students. Examples include campus programming, Greek life, leadership development, financial literacy and student clubs
- 5) Student services benefit students beyond the classroom, such as social and cultural programs related to campus life and campus community, as well as educational and career support opportunities
- 6) WRFL Student Radio supports operating costs of WRFL student radio, an educational radio station and UK student organization



# Mandatory Student Fees

UNIVERSITY OF KENTUCKY

Effective Fall 2025

## Mandatory Fee

## Description of Fee

Student Wellness	Funds support counseling services to support student growth and assist students with mental health, academic and other personal concerns that may interfere with academic performance or a sense of personal well-being
Technology	Funds support the technology infrastructure to assist students in achieving academic goals. Examples include classroom technology, technology-aided learning, dedicated IT support, maintenance and software support
Transportation Services	Funds support transportation services that enhance student mobility to, from and around campus, such as campus transit, on demand late night ride service and bike and pedestrian enhancements

# Mandatory Student Fees

UNIVERSITY OF KENTUCKY

Effective Fall 2025	Full-Time Rates Per Semester		Part-Time Rates Per Credit Hour			
	Undergraduate and Graduate		Undergraduate	Undergraduate	Graduate	Graduate
	AY 2024-25	AY 2025-26	AY 2024-25	AY 2025-26	AY 2024-25	AY 2025-26
<b>Mandatory Fee</b>						
Campus Modernization - Enhancing the Core	\$6.00	\$6.00	\$0.55	\$0.55	\$0.70	\$0.70
Campus Recreation	74.00	95.00	6.20	8.10	8.25	10.70
Career Preparation	6.00	0.00	0.50	0.00	0.70	0.00
Center for Community Outreach	4.00	0.00	0.35	0.00	0.45	0.00
Environmental Stewardship	4.00	4.00	0.35	0.35	0.45	0.45
Gatton Student Center	131.25	131.25	11.00	11.00	14.75	14.75
Gatton Student Center Renovation	81.00	81.00	6.80	6.80	9.05	9.05
International Study Abroad	6.75	6.75	0.60	0.60	0.75	0.75
Kentucky Kernel	2.00	2.00	0.15	0.15	0.25	0.25
Student Activities Board	16.25	0.00	1.40	0.00	1.85	0.00
Student Government Association	12.00	12.00	1.00	1.00	1.40	1.40
Student Health	131.35	131.50	0.00	0.00	0.00	0.00
Student Involvement	27.25	0.00	2.30	0.00	3.05	0.00
Student Services	28.50	87.50	2.15	7.60	3.00	9.65
Student Wellness	49.65	49.50	4.20	4.40	5.55	5.65

# Mandatory Student Fees

UNIVERSITY OF KENTUCKY

Effective Fall 2025	Full-Time Rates Per Semester		Part-Time Rates Per Credit Hour			
	Undergraduate and Graduate		Undergraduate	Undergraduate	Graduate	Graduate
	AY 2024-25	AY 2025-26	AY 2024-25	AY 2025-26	AY 2024-25	AY 2025-26
<b>Mandatory Fee (cont.)</b>						
Technology	\$106.00	\$106.00	\$9.00	\$9.00	\$12.05	\$12.05
Transportation Services	5.00	5.00	0.45	0.45	0.60	0.60
WRFL Student Radio	5.50	0.00	0.50	0.00	0.65	0.00
<b>GRAND TOTAL</b>	<b>\$696.50</b>	<b>\$717.50</b>	<b>\$47.50</b>	<b>\$50.00</b>	<b>\$63.50</b>	<b>\$66.00</b>
<b>Professional Programs Annualized Mandatory Fees</b>	<b>\$1,574.00</b>	<b>\$1,616.00</b>				

Note:

1. Full-time students with a primary major in Dentistry, Pharmacy, Doctorate of Physical Therapy, Law, Medicine, Master of Science of Accounting and Master in Business Administration are assessed an annualized health fee.

# Mandatory Student Fees

UNIVERSITY OF KENTUCKY

## UK ONLINE CAMPUS

Effective Fall 2025	Per Credit Hour		Full-Time Rates Per Semester		Part-Time Rates Per Credit Hour	
	Undergraduate		Graduate, Distance Learning		Graduate, Distance Learning	
	AY 2024-25	AY 2025-26	AY 2024-25	AY 2025-26	AY 2024-25	AY 2025-26
<b>Mandatory Fee (cont.)</b>						
Campus Recreation	\$0.00	\$8.10	\$0.00	\$95.00	\$0.00	\$10.70
Career Preparation	0.50	0.00	6.00	0.00	0.70	0.00
Environmental Stewardship	0.35	0.35	4.00	4.00	0.45	0.45
Kentucky Kernel	0.15	0.15	2.00	2.00	0.25	0.25
Student Government Association	1.00	1.00	12.00	12.00	1.40	1.40
Student Wellness	0.00	4.40	0.00	49.50	0.00	5.65
Technology	9.00	9.00	106.00	106.00	12.05	12.05
WRFL Student Radio	0.50	0.00	5.50	0.00	0.65	0.00
<b>GRAND TOTAL</b>	<b>\$11.50</b>	<b>\$23.00</b>	<b>\$135.50</b>	<b>\$268.50</b>	<b>\$15.50</b>	<b>\$30.50</b>

# Housing<sup>1</sup> Rates

UNIVERSITY OF KENTUCKY

Effective Fall 2025

Per Semester Fall and Spring Rates

	2024-25	2025-26
<b>2-Person Suite (Wildcat Coal Lodge)</b>		
Per Person	\$4,379.00	\$4,467.00
<b>4-Person Suite (UK Premium Type A Units)</b>		
Per Person	\$4,293.00	\$4,379.00
<b>4-Person Suite (P3 Type A Units - Donavan and Johnson)</b>		
Per Person	\$4,659.00	\$4,876.00
<b>4-Person Suite (P3 Type A Units - Haggin)</b>		
Per Person	\$4,716.00	\$4,935.00
<b>2-Bedroom Suite (P3 Type B Units)</b>		
Per Person	\$5,375.00	\$5,625.00
<b>2-Bedroom Suite (UK Premium - Wildcat Coal Lodge)</b>		
Per Person	\$5,311.00	\$5,417.00
<b>4-Bedroom Suite (P3 Type C Units)</b>		
Per Person	\$5,622.00	\$5,883.00
<b>2-Bedroom Deluxe Suite (P3 Type D Units)</b>		
Per Person	\$5,923.00	\$6,198.00
<b>4-Bedroom, 2-Bath Apartment (P3 Type E Units - University Flats)<sup>2</sup></b>		
Per Person	\$5,970.00	\$6,248.00
<b>2-Bedroom, 2-Bath Apartment (P3 Type F Units - University Flats)<sup>2</sup></b>		
Per Person	\$6,079.00	\$6,362.00
<b>3-Person 2-Bedroom Modified Suite - A side (P3 Modified 2-Bedroom Unit)</b>		
Per Person	\$5,107.00	\$5,344.00
<b>3-Person 2-Bedroom Modified Suite - B/C side (P3 Modified 2-Bedroom Unit)</b>		
Per Person	\$4,293.00	\$4,493.00
<b>2-Person Suite (P3 Converted ALC Units)</b>		
Per Person	\$4,659.00	\$4,876.00

# Housing<sup>1</sup> Rates

UNIVERSITY OF KENTUCKY

## Effective Fall 2025

### Per Semester Fall and Spring Rates

#### UK Greek

Double  
Single

2024-25	2025-26
\$3,620.00	\$3,692.00
\$5,430.00	\$5,539.00

#### Additional Break Housing Fees (Blazer, Smith, Wildcat Coal Lodge and Woodland Glen IV)<sup>3</sup>

Per Semester  
Early Move-in Daily Rate

\$98.00	\$103.00
\$30.00	\$31.00

## Effective Summer 2025

### Summer 2025

### Summer 2026

#### UK Summer School Housing

12-Week Summer School Session  
2-Bedroom Suite  
1-Bedroom Suite

\$2,551.00	\$2,670.00
\$3,098.00	\$3,242.00

#### Monthly Summer Housing<sup>4</sup>

2-Bedroom Suite  
1-Bedroom Suite

\$851.00	\$891.00
\$1,032.00	\$1,080.00

#### Daily Rate

2-Bedroom Suite  
1-Bedroom Suite

\$29.00	\$30.00
\$34.00	\$36.00

# Housing<sup>1</sup> Rates

UNIVERSITY OF KENTUCKY

## Apartment Housing Effective July 1, 2025

### Graduate Housing

University Flats Graduate (P3)

Studio

1-Bedroom

Greg Page Stadium View Family Apartments (UK)

2-Bedroom

Shawneetown (UK)

Efficiency

1-Bedroom

2-Bedroom

Lexington Theological Seminary (UK)

625 South Limestone

Efficiency

1-Bedroom

2-Bedroom

633 Maxwellton Court

Townhome

441 Rose Lane (UK)

Efficiency

2-Bedroom

### Specialty Apartments

German House (UK)

Single Room

1-Bedroom Apartment

## Per Month

2024-25

2025-26

\$1,174.00

\$1,229.00

\$1,311.00

\$1,372.00

\$867.00

\$876.00

\$672.00

\$679.00

\$778.00

\$786.00

\$867.00

\$876.00

\$685.00

\$699.00

\$794.00

\$810.00

\$899.00

\$917.00

\$1,183.00

\$1,207.00

\$671.00

\$684.00

\$1,273.00

\$1,298.00

\$755.00

\$770.00

\$869.00

\$886.00

# Housing<sup>1</sup> Rates

UNIVERSITY OF KENTUCKY

## Apartment Housing Effective July 1, 2025

### Specialty Apartments

#### Specialty Apartments (UK)

##### 1-Bedroom (Patterson Hall)

Daily Rate<sup>5</sup>

##### Studio 1-Bedroom (Patterson Hall)

Daily Rate<sup>5</sup>

##### 2-Bedroom (Roselle and Ingels)

Daily Rate<sup>5</sup>

### Per Month

2024-25

2025-26

\$846.00

\$863.00

\$48.00

\$49.00

\$934.00

\$953.00

\$48.00

\$49.00

\$1,206.00

\$1,230.00

\$63.00

\$64.00

### Notes:

<sup>1</sup> University-constructed housing is prefixed with 'UK'. Housing constructed and managed as part of the public-private partnership is prefixed with 'P3'.

<sup>2</sup> University Flats and Boyd Hall are available during all academic recesses of the university in the 2025-26 year to accommodate students who require housing during these periods. University Flats does not require a dining plan to be purchased as each unit is furnished with a kitchen.

<sup>3</sup> Additional break housing fees for Blazer, Smith, Wildcat Coal Lodge and Woodland Glen IV to accommodate students who require housing during all academic recesses of the university in the 2025-26 academic year.

<sup>4</sup> Monthly Summer Housing is available during summer break - in a designated summer housing building - for students enrolled in the preceding spring term or the following fall term, but not enrolled in summer school.

<sup>5</sup> Daily rate applies to stays of ten days or less. Stays of more than ten days are billed at the prorated monthly rate.



# Dining Rates

## UNIVERSITY OF KENTUCKY

Effective Fall 2025

2024-25 Per Semester				2025-26 Per Semester			
	Avg. Meals Per Week or Semester (Block)	Flex Dollars	Rate		Avg. Meals Per Week or Semester (Block)	Flex Dollars	Rate
Minimum Plan:	10 per week	\$100	\$1,978		10 per week	\$100	\$2,045
Optional Plans:	All Access Blue	\$250	\$2,513		All Access Blue	\$250	\$2,598
	All Access White*	\$400	\$2,633		All Access White*	\$400	\$2,723
	All Access Wildcat	\$700	\$2,942		All Access Wildcat	\$700	\$3,042
	150 RA	\$500	\$1,903		150 RA	\$500	\$1,968

### Notes:

\*Default Dining Plan

Dining will continue to offer four dining plans - one minimum plan and three optional plans - to students living on-campus during the FY 2025-26 academic year. These dining plans provide from ten meal servings per week to unlimited meal servings per week. One 150-meal block plan, listed as "150 RA", is available only to Resident Assistants (RA).

Each dining plan also includes 'Flex Dollars.' Flex dollars can be used to purchase a la carte items at any of the 23 dining locations across campus. Flex dollars may be carried over from the fall to spring semester.

# Athletic Event Ticket Prices

UNIVERSITY OF KENTUCKY

	Student Cost	
	2024-25	2025-26
Baseball	Free with ID	Free with ID
Football	\$11.00 - \$20.00	\$15.00 - \$40.00
Golf	No charge	No charge
Gymnastics	Free with ID	Free with ID
Men's Basketball	\$11.00 - \$20.00	\$15.00 - \$40.00
Men's Soccer	Free with ID	Free with ID
Men's Tennis	No charge	No charge
Rifle	No charge	No charge
Softball	Free with ID	Free with ID
Swimming and Diving	No charge	No charge
Track and Field Indoor	No charge	No charge
Track and Field Outdoor	Free with ID	No charge
Volleyball	Free with ID	Free with ID
Women's Basketball	Free with ID	Free with ID
Women's Soccer	Free with ID	Free with ID
Women's Tennis	No charge	No charge

**Notes:**

Football and Men's Basketball student ticket prices may vary by game, and they will range between \$15 - \$40 each, when purchased as single game tickets.

# Parking Permit Rates

## UNIVERSITY OF KENTUCKY

Permit Type	2024-25				2025-26			
	Per Month	Per Semester	Per Year	Other	Per Month	Per Semester	Per Year	Other
ADA Accessible	\$42.00	\$168.00	\$336.00		\$42.00	\$168.00	\$336.00	
Academic-E (intermediate)	\$42.00	\$189.00	\$378.00		\$42.00	\$189.00	\$378.00	
Commuter-C (intermediate)	\$42.00	\$168.00	\$336.00		\$42.00	\$168.00	\$336.00	
Residential-R (core)	\$63.00	\$252.00	\$504.00		\$63.00	\$252.00	\$504.00	
Periphery-K	\$34.00	\$136.00	\$272.00		\$34.00	\$136.00	\$272.00	
Remote-X	\$21.00	\$84.00	\$168.00		\$21.00	\$84.00	\$168.00	
Off-Peak (Evening)-O	\$14.00	\$56.00	\$112.00		\$14.00	\$56.00	\$112.00	
Motorcycle/Moped-M	\$14.00	\$56.00	\$112.00		\$14.00	\$56.00	\$112.00	
Donovan Scholar-E	\$42.00	\$168.00	\$336.00		\$42.00	\$168.00	\$336.00	
Limited-L	\$9.00	\$36.00	\$72.00		\$9.00	\$36.00	\$72.00	
Summer		(Summer 2025)	\$10.50/week			(Summer 2026)	\$10.50/week	
Day Pass (periphery)			\$3.50/day				\$3.50/day	
Day Pass (intermediate)			\$4.25/day				\$4.25/day	

### 2025-26 Fines:

Violations of the university's Parking and Permit Regulations will generally result in standard citation fine of \$30. However, violations involving improper application or use of a permit carry a \$100, \$150 or \$200 fine. The lowest tier applies to improper use of the daily permits, the second tier for improper use of most permits including intermediate and periphery, while the upper tier applies to improper use of restrictive permits including core, reserved and ADA.

Parking in a fire lane and unauthorized parking in UK HealthCare patient and visitor parking carry a \$100 fine. Unauthorized parking in an ADA accessible space will result in a \$200 fine. Impoundments result in a \$119 fine for vehicle tows and \$60 for vehicle immobilization.

# Student Fees

## UNIVERSITY OF KENTUCKY

Area/College/Unit	Course / Description	Assessment	2024-25	2025-26
<b>EVPFA</b>				
<b>Auxiliaries and Administration Services</b>				
Undergraduate Housing	Application fee	Per Student	\$50.00	\$50.00
Graduate/Family Apartments	Application fee	Per Student	\$50.00	\$50.00
Plus Account	Plus Account fee per transaction to deposit funds into an account	Per Student	\$2.00	\$2.00
	Plus Account fee per transaction to make a refund to an account	Per Student	\$5.00	\$5.00
<b>Human Resource Services</b>				
Human Resource Services	International student health insurance - fall	Per Semester	\$1,185.00	\$1,260.00
	International student health insurance - only for those who enter the institution during the summer term	Per Semester	\$608 - \$788	\$647-\$838
	International student health insurance - Spring and Summer	Per Semester	\$1,937.00	\$2,061.00
<b>University Financial Services</b>				
Student Account Services	Credit card convenience fee	Per Transaction	2.25%	2.25%
	Late payment fee (remaining balance)	Per Month	1.50%	1.50%
	Installment payment plan enrollment fee			
	Standard plan (per semester, Fall and Spring)	Per Student	\$50.00	\$50.00
	Extended plan (ranging from one to three years; for internal collections on balances of formerly enrolled students)	Per Student	\$75.00	\$75.00
<b>University Police</b>				
University Police	Lanyard/Holder	Per Student	\$5.00	\$5.00
	Lost ID	Per Student	\$35.00	\$35.00
	Mobile Access	Per Student	\$20.00	\$20.00
	New ID	Per Student	\$20.00	\$20.00
	Replace ID	Per Student	\$20.00	\$20.00
<b>PROVOST</b>				
<b>Martin-Gatton Agriculture, Food and Environment</b>				
Agricultural Biotechnology	ABT 120	Per Course	\$50.00	\$50.00
	ABT 495	Per Course	\$200.00	\$200.00
Animal and Food Sciences	ASC 101	Per Course	\$51.50	\$51.50
	ASC 102	Per Course	\$75.00	\$75.00
	ASC 300	Per Course	\$50.00	\$50.00
	ASC 310	Per Course	\$50.00	\$50.00
	ASC 320	Per Course	\$30.00	\$30.00

# Student Fees

## UNIVERSITY OF KENTUCKY

Area/College/Unit	Course / Description	Assessment	2024-25	2025-26
<b>Martin-Gatton Agriculture, Food and Environment (cont.)</b>				
Animal and Food Sciences (cont.)	ASC 362	Per Course	\$45.00	\$45.00
	ASC 364	Per Course	\$25.00	\$25.00
	ASC 380	Per Course	\$50.00	\$50.00
	ASC 382	Per Course	\$50.00	\$50.00
	ASC 388	Per Course	\$51.50	\$51.50
	ASC 404	Per Course	\$50.00	\$50.00
	ASC 406	Per Course	\$50.00	\$50.00
	ASC 408	Per Course	\$50.00	\$50.00
	ASC 410	Per Course	\$53.00	\$53.00
	ASC 420	Per Course	\$75.00	\$75.00
	ASC 680	Per Course	\$50.00	\$50.00
	ASC/FSC 630	Per Course	\$50.00	\$50.00
	FSC 304	Per Course	\$50.00	\$50.00
	FSC 306	Per Course	\$53.00	\$53.00
	FSC 430	Per Course	\$50.00	\$50.00
	FSC 434	Per Course	\$50.00	\$50.00
	FSC 530	Per Course	\$50.00	\$50.00
	FSC 535	Per Course	\$51.50	\$51.50
	FSC 536	Per Course	\$53.00	\$53.00
	FSC 538	Per Course	\$75.00	\$75.00
	FSC 638	Per Course	\$51.50	\$51.50
Biosystems and Agricultural Engineering	AEN 252	Per Course	\$52.50	\$52.50
	AEN 341	Per Course	\$100.00	\$100.00
Dietetics and Human Nutrition	DHN 302	Per Course	\$75.00	\$75.00
	DHN 304	Per Course	\$60.00	\$60.00
	DHN 342	Per Course	\$75.00	\$75.00
	DHN 514	Per Course	\$75.00	\$75.00
	DHN 720	Per Course	\$72.00	\$72.00
	DHN 722	Per Course	\$72.00	\$72.00
	DHN 724	Per Course	\$72.00	\$72.00
	DHN 726	Per Course	\$72.00	\$72.00
	DHN 728	Per Course	\$72.00	\$72.00

# Student Fees

## UNIVERSITY OF KENTUCKY

Area/College/Unit	Course / Description	Assessment	2024-25	2025-26
<b>Martin-Gatton Agriculture, Food and Environment (cont.)</b>				
Dietetics and Human Nutrition (cont.)	DHN 730	Per Course	\$72.00	\$72.00
Equine Programs	EQM 105	Per Course	\$100.00	\$100.00
	EQM 399	Per Course	\$50.00	\$50.00
Forestry	FOR 200	Per Course	\$25.00	\$25.00
	FOR 219	Per Course	\$50.00	\$50.00
	FOR 221	Per Course	\$25.00	\$25.00
	FOR 250	Per Course	\$25.00	\$25.00
	FOR 255	Per Course	\$10.30	\$10.30
	FOR 286	Per Course	\$200.00	\$200.00
	FOR 310	Per Course	\$80.00	\$80.00
	FOR 340	Per Course	\$50.00	\$50.00
	FOR 350	Per Course	\$50.00	\$50.00
	FOR 356	Per Course	\$368.00	\$368.00
	FOR 357	Per Course	\$268.00	\$268.00
	FOR 358	Per Course	\$888.00	\$888.00
	FOR 359	Per Course	\$626.00	\$626.00
	FOR 360	Per Course	n/a	\$300.00
	FOR 365	Per Course	\$488.00	\$488.00
	FOR 370	Per Course	\$50.00	\$50.00
	FOR 435	Per Course	\$50.00	\$50.00
Horticulture	FOR 480	Per Course	\$50.00	\$50.00
	FOR 510	Per Course	\$50.00	\$50.00
	FOR 515	Per Course	n/a	\$50.00
	HRT 240	Per Course	\$118.00	\$118.00
	HRT 340	Per Course	\$168.00	\$168.00
	SAG 386	Per Course	\$26.52	\$26.52
	SAG 490	Per Course	\$106.09	\$106.09
Landscape Architecture	LA 121	Per Course	\$75.00	\$75.00
	LA 222	Per Course	\$75.00	\$75.00
	LA 223	Per Course	\$75.00	\$75.00
	LA 324	Per Course	\$75.00	\$75.00
	LA 373	Per Course	\$75.00	\$75.00

# Student Fees

## UNIVERSITY OF KENTUCKY

Area/College/Unit	Course / Description	Assessment	2024-25	2025-26
<b>Martin-Gatton Agriculture, Food and Environment (cont.)</b>				
Landscape Architecture (cont.)	LA 425	Per Course	\$75.00	\$75.00
	LA 426	Per Course	\$75.00	\$75.00
Natural Resources and Environmental Science	NRE 201	Per Course	\$73.40	\$73.40
	NRE 320	Per Course	\$893.00	\$893.00
	NRE 360	Per Course	\$50.00	\$50.00
	NRE 471	Per Course	\$50.00	\$50.00
	NRE/BIO 420G	Per Course	\$50.00	\$50.00
Plant and Soil Sciences	PLS 104	Per Course	\$10.00	\$10.00
	PLS 366	Per Course	\$75.00	\$75.00
	PLS 386	Per Course	\$26.52	\$26.52
	PLS 389	Per Course	\$100.00	\$100.00
	PLS 504/HRT 504	Per Course	\$20.00	\$20.00
	PLS 514	Per Course	\$25.00	\$25.00
	PLS 567	Per Course	\$50.00	\$50.00
	PLS 640	Per Course	\$100.00	\$100.00
Plant Pathology	PPA 400G	Per Course	\$100.00	\$100.00
	PPA 640	Per Course	\$100.00	\$100.00
Retailing and Tourism Management	HMT 308	Per Course	\$40.00	\$40.00
	HMT 360	Per Course	\$25.00	\$25.00
	MAT 120	Per Course	\$25.00	\$25.00
	MAT 237	Per Course	\$25.00	\$25.00
	MAT 515	Per Course	\$25.00	\$25.00
<b>Arts and Sciences</b>				
Anthropology	ANT 230	Per Course	\$25.00	\$25.00
	ANT 541	Per Course	\$25.00	\$25.00
	ANT 585	Per Course	\$75.00	\$75.00
Biology	BIO 102	Per Course	\$20.00	\$20.00
	BIO 103	Per Course	\$20.00	\$20.00
	BIO 111	Per Course	\$25.00	\$25.00
	BIO 148	Per Course	\$25.00	\$25.00
	BIO 152	Per Course	\$25.00	\$25.00
	BIO 155	Per Course	\$120.00	\$120.00

# Student Fees

## UNIVERSITY OF KENTUCKY

Area/College/Unit	Course / Description	Assessment	2024-25	2025-26
<b>Arts and Sciences (cont.)</b>				
Biology (cont.)	BIO 208	Per Course	\$23.00	\$23.00
	BIO 209	Per Course	\$120.00	\$120.00
	BIO 303	Per Course	\$25.00	\$25.00
	BIO 304	Per Course	\$120.00	\$120.00
	BIO 305	Per Course	\$120.00	\$120.00
	BIO 309	Per Course	\$120.00	\$120.00
	BIO 315	Per Course	\$75.00	\$75.00
	BIO 325	Per Course	\$60.00	\$60.00
	BIO 340	Per Course	\$25.00	\$25.00
	BIO 350	Per Course	\$95.00	\$95.00
	BIO 351	Per Course	\$20.00	\$20.00
	BIO 395	Per Course	\$100.00	\$100.00
	BIO 430G	Per Course	\$60.00	\$60.00
	BIO 452G	Per Course	\$25.00	\$25.00
	BIO 510	Per Course	\$60.00	\$60.00
	BIO 530	Per Course	\$10.00	\$10.00
	BIO 542	Per Course	\$20.00	\$20.00
	BIO 551	Per Course	\$20.00	\$20.00
	BIO 559	Per Course	\$25.00	\$25.00
	BIO 575	Per Course	\$25.00	\$25.00
	BIO/INF 520	Per Course	\$20.00	\$20.00
Chemistry	CHE 101	Per Course	\$11.67	\$11.67
	CHE 105	Per Course	\$12.00	\$12.00
	CHE 107	Per Course	\$12.00	\$12.00
	CHE 111	Per Course	\$120.00	\$120.00
	CHE 113	Per Course	\$120.00	\$120.00
	CHE 226	Per Course	\$120.00	\$120.00
	CHE 230	Per Course	\$12.00	\$12.00
	CHE 231	Per Course	\$120.00	\$120.00
	CHE 232	Per Course	\$12.00	\$12.00
	CHE 233	Per Course	\$120.00	\$120.00
	CHE 395	Per Credit Hour	\$20.00	\$20.00



# Student Fees

## UNIVERSITY OF KENTUCKY

Area/College/Unit	Course / Description	Assessment	2024-25	2025-26
<b>Arts and Sciences (cont.)</b>				
Chemistry (cont.)	CHE 412	Per Course	\$120.00	\$120.00
	CHE 422	Per Course	\$120.00	\$120.00
	CHE 441	Per Course	\$120.00	\$120.00
	CHE 454	Per Course	\$120.00	\$120.00
	CHE 533	Per Course	\$120.00	\$120.00
	CHE 567	Per Course	\$120.00	\$120.00
Earth and Environmental Sciences	EES 110	Per Course	\$22.66	\$22.66
	EES 120	Per Course	\$22.66	\$22.66
	EES 130	Per Course	\$22.66	\$22.66
	EES 150	Per Course	\$22.66	\$22.66
	EES 151	Per Course	\$22.66	\$22.66
	EES 155	Per Course	\$22.66	\$22.66
	EES 160	Per Course	\$82.40	\$82.40
	EES 170	Per Course	\$22.66	\$22.66
	EES 185	Per Course	\$22.66	\$22.66
	EES 220	Per Course	\$82.40	\$82.40
	EES 230	Per Course	\$82.40	\$82.40
	EES 235	Per Course	\$82.40	\$82.40
	EES 295	Per Course	\$22.66	\$22.66
	EES 310	Per Course	\$22.66	\$22.66
	EES 323	Per Course	\$1,500.00	\$1,500.00
	EES 341	Per Course	\$30.00	\$30.00
	EES 350	Per Course	\$30.00	\$30.00
	EES 360	Per Course	\$82.40	\$82.40
	EES 385	Per Course	\$30.00	\$30.00
	EES 395	Per Course	\$20.60	\$20.60
	EES 401G	Per Course	\$82.40	\$82.40
	EES 420G	Per Course	\$82.40	\$82.40
	EES 450G	Per Course	\$82.40	\$82.40
	EES 461	Per Course	\$82.40	\$82.40
	EES 480	Per Course	\$30.00	\$30.00
	EES 490	Per Course	\$30.00	\$30.00

# Student Fees

## UNIVERSITY OF KENTUCKY

Area/College/Unit	Course / Description	Assessment	2024-25	2025-26
<b>Arts and Sciences (cont.)</b>				
Earth and Environmental Sciences (cont.)	EES 511	Per Course	\$30.00	\$30.00
	EES 530	Per Course	\$30.00	\$30.00
	EES 550	Per Course	\$30.00	\$30.00
	EES 555	Per Course	\$30.00	\$30.00
	EES 560	Per Course	\$30.00	\$30.00
	EES 585	Per Course	\$30.00	\$30.00
	EES 620	Per Course	\$30.00	\$30.00
	EES 624	Per Course	\$30.00	\$30.00
	EES 626	Per Course	\$30.00	\$30.00
	EES 645	Per Course	\$30.00	\$30.00
	EES 652	Per Course	\$30.00	\$30.00
	EES 741	Per Course	\$30.00	\$30.00
English	ENG 425	Per Course	\$38.00	\$38.00
Geography	GEO 109	Per Course	\$12.00	\$12.00
	GEO 309	Per Course	\$40.00	\$40.00
	GEO 310	Per Course	\$40.00	\$40.00
	GEO 331	Per Course	\$10.00	\$10.00
	GEO 351	Per Course	\$40.00	\$40.00
	GEO 406	Per Course	\$40.00	\$40.00
	GEO 409	Per Course	\$40.00	\$40.00
	GEO 419	Per Course	\$10.00	\$10.00
	GEO 451G	Per Course	\$10.00	\$10.00
	GEO 509	Per Course	\$10.00	\$10.00
	GEO 530	Per Course	\$10.00	\$10.00
Mathematics	MA 111	Per Course	\$6.00	\$6.00
	MA 113	Per Course	\$6.00	\$6.00
	MA 123	Per Course	\$6.00	\$6.00
Physics	AST 191	Per Course	\$48.00	\$48.00
	AST 192	Per Course	\$47.00	\$47.00
	AST 310	Per Course	\$20.00	\$20.00
	PHY 160	Per Course	\$116.00	\$116.00
	PHY 210	Per Course	\$97.00	\$97.00

# Student Fees

## UNIVERSITY OF KENTUCKY

Area/College/Unit	Course / Description	Assessment	2024-25	2025-26
<b>Arts and Sciences (cont.)</b>				
Physics (cont.)	PHY 211	Per Course	\$125.00	\$125.00
	PHY 212	Per Course	\$97.00	\$97.00
	PHY 213	Per Course	\$124.00	\$124.00
	PHY 241	Per Course	\$124.00	\$124.00
	PHY 242	Per Course	\$119.00	\$119.00
	PHY 402G	Per Course	\$97.00	\$97.00
	PHY 435	Per Course	\$97.00	\$97.00
	PHY 535	Per Course	\$97.00	\$97.00
Psychology	PSY 450	Per Course	\$26.00	\$26.00
	PSY 456	Per Course	\$61.00	\$61.00
	PSY 552	Per Course	\$31.00	\$31.00
Sociology	SOC 303	Per Course	\$20.00	\$20.00
Writing, Rhetoric and Digital Studies	WRD 110	Per Course	\$19.57	\$19.57
	WRD 111	Per Course	\$16.48	\$16.48
<b>Gatton Business and Economics</b>				
Accounting	ACC 200	Per Credit Hour	\$36.48	\$37.02
	ACC 201	Per Credit Hour	\$36.48	\$37.02
	ACC 211	Per Credit Hour	\$36.48	\$37.02
	ACC 221	Per Credit Hour	\$36.48	\$37.02
	ACC 222	Per Credit Hour	\$36.48	\$37.02
	ACC 300	Per Credit Hour	\$36.48	\$37.02
	ACC 301	Per Credit Hour	\$36.48	\$37.02
	ACC 302	Per Credit Hour	\$36.48	\$37.02
	ACC 356	Per Credit Hour	\$36.48	\$37.02
	ACC 357	Per Credit Hour	\$36.48	\$37.02
	ACC 360	Per Credit Hour	\$36.48	\$37.02
	ACC 395	Per Credit Hour	\$36.48	\$37.02
	ACC 399	Per Credit Hour	\$36.48	\$37.02
	ACC 403	Per Credit Hour	\$36.48	\$37.02
	ACC 407	Per Credit Hour	\$36.48	\$37.02
	ACC 410	Per Credit Hour	\$36.48	\$37.02
	ACC 418	Per Credit Hour	\$36.48	\$37.02

# Student Fees

## UNIVERSITY OF KENTUCKY

Area/College/Unit	Course / Description	Assessment	2024-25	2025-26
<b>Gatton Business and Economics (cont.)</b>				
Accounting (cont.)	ACC 434	Per Credit Hour	\$36.48	\$37.02
	ACC 444	Per Credit Hour	\$36.48	\$37.02
	ACC 457	Per Credit Hour	\$36.48	\$37.02
	ACC 475	Per Credit Hour	\$36.48	\$37.02
	ACC 507	Per Credit Hour	\$36.48	\$37.02
	ACC 508	Per Credit Hour	\$36.48	\$37.02
	ACC 516	Per Credit Hour	\$36.48	\$37.02
	ACC 520	Per Credit Hour	\$36.48	\$37.02
	ACC 555	Per Credit Hour	\$36.48	\$37.02
	ACC 590	Per Credit Hour	\$36.48	\$37.02
Analytics	AN 105	Per Credit Hour	\$36.48	\$37.02
	AN 250	Per Credit Hour	\$36.48	\$37.02
	AN 300	Per Credit Hour	\$36.48	\$37.02
	AN 303	Per Credit Hour	\$36.48	\$37.02
	AN 306	Per Credit Hour	\$36.48	\$37.02
	AN 322	Per Credit Hour	\$36.48	\$37.02
	AN 324	Per Credit Hour	\$36.48	\$37.02
	AN 390	Per Credit Hour	\$36.48	\$37.02
	AN 395	Per Credit Hour	\$36.48	\$37.02
	AN 406G	Per Credit Hour	\$36.48	\$37.02
	AN 420G	Per Credit Hour	\$36.48	\$37.02
	AN 440G	Per Credit Hour	\$36.48	\$37.02
	AN 450G	Per Credit Hour	\$36.48	\$37.02
Business and Economics	MBA courses for students in other primary academic programs (e.g. pursuing dual degrees). Exempt Gatton Degree Programs from MBA Fee: MSACC - Accounting, MS Economics, MSF - Finance, MSSCM - Supply Chain, MS Marketing, MS HRMA (Human Resource Management and Analytics, GC - HRM (HR Graduate Certificate), PhD Business Administration (Accounting, Finance, Management, and Marketing) and PhD Economics	Per Credit Hour	\$257.55	\$261.41
Economics	ECO 101	Per Credit Hour	\$36.48	\$37.02

# Student Fees

## UNIVERSITY OF KENTUCKY

Area/College/Unit	Course / Description	Assessment	2024-25	2025-26
<b>Gatton Business and Economics (cont.)</b>				
Economics (cont.)	ECO 201	Per Credit Hour	\$36.48	\$37.02
	ECO 202	Per Credit Hour	\$36.48	\$37.02
	ECO 301	Per Credit Hour	\$36.48	\$37.02
	ECO 311	Per Credit Hour	\$36.48	\$37.02
	ECO 312	Per Credit Hour	\$36.48	\$37.02
	ECO 327	Per Credit Hour	\$36.48	\$37.02
	ECO 365	Per Credit Hour	\$36.48	\$37.02
	ECO 367	Per Credit Hour	\$36.48	\$37.02
	ECO 370	Per Credit Hour	\$36.48	\$37.02
	ECO 379	Per Credit Hour	\$36.48	\$37.02
	ECO 381	Per Credit Hour	\$36.48	\$37.02
	ECO 383	Per Credit Hour	\$36.48	\$37.02
	ECO 385	Per Credit Hour	\$36.48	\$37.02
	ECO 391	Per Credit Hour	\$36.48	\$37.02
	ECO 392	Per Credit Hour	\$36.48	\$37.02
	ECO 393	Per Credit Hour	\$36.48	\$37.02
	ECO 395	Per Credit Hour	\$36.48	\$37.02
	ECO 395-001	Per Credit Hour	\$36.48	\$37.02
	ECO 395-006	Per Credit Hour	\$36.48	\$37.02
	ECO 401	Per Credit Hour	\$36.48	\$37.02
	ECO 402	Per Credit Hour	\$36.48	\$37.02
	ECO 410	Per Credit Hour	\$36.48	\$37.02
	ECO 430G	Per Credit Hour	\$36.48	\$37.02
	ECO 450G	Per Credit Hour	\$36.48	\$37.02
	ECO 461	Per Credit Hour	\$36.48	\$37.02
	ECO 463	Per Credit Hour	\$36.48	\$37.02
	ECO 471	Per Credit Hour	\$36.48	\$37.02
	ECO 472	Per Credit Hour	\$36.48	\$37.02
	ECO 473G	Per Credit Hour	\$36.48	\$37.02
	ECO 477	Per Credit Hour	\$36.48	\$37.02
	ECO 479	Per Credit Hour	\$36.48	\$37.02
	ECO 491G	Per Credit Hour	\$36.48	\$37.02

# Student Fees

## UNIVERSITY OF KENTUCKY

Area/College/Unit	Course / Description	Assessment	2024-25	2025-26
<b>Gatton Business and Economics (cont.)</b>				
Economics (cont.)	ECO 499	Per Credit Hour	\$36.48	\$37.02
	ECO 590	Per Credit Hour	\$36.48	\$37.02
Finance	FIN 250	Per Credit Hour	\$36.48	\$37.02
	FIN 300	Per Credit Hour	\$36.48	\$37.02
	FIN 310	Per Credit Hour	\$36.48	\$37.02
	FIN 357	Per Credit Hour	\$36.48	\$37.02
	FIN 358	Per Credit Hour	\$36.48	\$37.02
	FIN 359	Per Credit Hour	\$101.48	\$103.00
	FIN 360	Per Credit Hour	\$36.48	\$37.02
	FIN 395	Per Credit Hour	\$36.48	\$37.02
	FIN 405	Per Credit Hour	\$36.48	\$37.02
	FIN 410	Per Credit Hour	\$36.48	\$37.02
	FIN 423	Per Credit Hour	\$36.48	\$37.02
	FIN 430	Per Credit Hour	\$36.48	\$37.02
	FIN 432	Per Credit Hour	\$36.48	\$37.02
	FIN 435	Per Credit Hour	\$36.48	\$37.02
	FIN 440	Per Credit Hour	\$36.48	\$37.02
	FIN 445	Per Credit Hour	\$36.48	\$37.02
	FIN 452	Per Credit Hour	\$36.48	\$37.02
	FIN 464	Per Credit Hour	\$36.48	\$37.02
	FIN 465	Per Credit Hour	\$36.48	\$37.02
	FIN 470	Per Credit Hour	\$36.48	\$37.02
	FIN 475	Per Credit Hour	\$36.48	\$37.02
	FIN 480	Per Credit Hour	\$36.48	\$37.02
	FIN 485	Per Credit Hour	\$36.48	\$37.02
	FIN 490	Per Credit Hour	\$36.48	\$37.02
Management	B&E 120	Per Credit Hour	\$36.48	\$37.02
	B&E 122	Per Credit Hour	\$36.48	\$37.02
	B&E 150	Per Course	\$36.48	\$37.02
	B&E 201	Per Credit Hour	\$36.48	\$37.02
	B&E 223	Per Credit Hour	\$36.48	\$37.02
	B&E 240	Per Credit Hour	\$36.48	\$37.02

# Student Fees

## UNIVERSITY OF KENTUCKY

Area/College/Unit	Course / Description	Assessment	2024-25	2025-26
<b>Gatton Business and Economics (cont.)</b>				
Management (cont.)	B&E 250	Per Credit Hour	\$36.48	\$37.02
	B&E 327	Per Credit Hour	\$36.48	\$37.02
	B&E 390	Per Credit Hour	\$36.48	\$37.02
	B&E 396	Per Credit Hour	\$36.48	\$37.02
	B&E 397	Per Credit Hour	\$36.48	\$37.02
	B&E 400	Per Credit Hour	\$36.48	\$37.02
	MGT 292	Per Credit Hour	\$36.48	\$37.02
	MGT 301	Per Credit Hour	\$36.48	\$37.02
	MGT 309	Per Credit Hour	\$36.48	\$37.02
	MGT 320	Per Credit Hour	\$36.48	\$37.02
	MGT 340	Per Credit Hour	\$36.48	\$37.02
	MGT 341	Per Credit Hour	\$36.48	\$37.02
	MGT 352	Per Credit Hour	\$36.48	\$37.02
	MGT 380	Per Credit Hour	\$36.48	\$37.02
	MGT 390	Per Credit Hour	\$36.48	\$37.02
	MGT 395	Per Credit Hour	\$36.48	\$37.02
	MGT 410	Per Credit Hour	\$36.48	\$37.02
	MGT 450	Per Credit Hour	\$36.48	\$37.02
	MGT 485	Per Credit Hour	\$36.48	\$37.02
	MGT 491	Per Credit Hour	\$36.48	\$37.02
	MGT 492	Per Credit Hour	\$36.48	\$37.02
	MGT 499	Per Credit Hour	\$36.48	\$37.02
	MGT 530	Per Credit Hour	\$36.48	\$37.02
Marketing	MKT 300	Per Credit Hour	\$36.48	\$37.02
	MKT 303	Per Credit Hour	\$36.48	\$37.02
	MKT 306	Per Credit Hour	\$36.48	\$37.02
	MKT 309	Per Credit Hour	\$36.48	\$37.02
	MKT 310	Per Credit Hour	\$36.48	\$37.02
	MKT 315	Per Credit Hour	\$36.48	\$37.02
	MKT 320	Per Credit Hour	\$36.48	\$37.02
	MKT 324	Per Credit Hour	\$36.48	\$37.02
	MKT 325	Per Credit Hour	\$36.48	\$37.02

# Student Fees

## UNIVERSITY OF KENTUCKY

Area/College/Unit	Course / Description	Assessment	2024-25	2025-26
<b>Gatton Business and Economics (cont.)</b>				
Marketing (cont.)	MKT 330	Per Credit Hour	\$36.48	\$37.02
	MKT 340	Per Credit Hour	\$36.48	\$37.02
	MKT 351	Per Credit Hour	\$36.48	\$37.02
	MKT 355	Per Credit Hour	\$36.48	\$37.02
	MKT 390	Per Credit Hour	\$36.48	\$37.02
	MKT 390-3	Per Credit Hour	\$36.48	\$37.02
	MKT 395	Per Credit Hour	\$36.48	\$37.02
	MKT 403	Per Credit Hour	\$36.48	\$37.02
	MKT 406	Per Credit Hour	\$36.48	\$37.02
	MKT 410	Per Credit Hour	\$36.48	\$37.02
	MKT 420	Per Credit Hour	\$36.48	\$37.02
	MKT 422	Per Credit Hour	\$36.48	\$37.02
	MKT 435	Per Credit Hour	\$36.48	\$37.02
	MKT 440	Per Credit Hour	\$36.48	\$37.02
	MKT 445	Per Credit Hour	\$36.48	\$37.02
	MKT 450	Per Credit Hour	\$36.48	\$37.02
	MKT 530	Per Credit Hour	\$36.48	\$37.02
<b>Communication and Information</b>				
Department of Communication	CI 638	Per Course	\$20.60	\$20.91
	CI 668	Per Course	\$25.76	\$26.14
	COM 249	Per Course	\$10.30	\$10.46
	COM 252	Per Course	\$10.30	\$10.46
	COM 281	Per Course	\$8.24	\$8.37
	COM 287	Per Course	\$10.30	\$10.46
	COM 311	Per Course	\$10.30	\$10.46
	COM 312	Per Course	\$9.27	\$9.41
	COM 313	Per Course	\$10.30	\$10.46
	COM 314	Per Course	\$10.30	\$10.46
	COM 315	Per Course	\$10.30	\$10.46
	COM 316	Per Course	\$10.30	\$10.46
	COM 325	Per Course	\$10.30	\$10.46
	COM 326	Per Course	\$12.36	\$12.55



# Student Fees

## UNIVERSITY OF KENTUCKY

Area/College/Unit	Course / Description	Assessment	2024-25	2025-26
<b>Communication and Information (cont.)</b>				
Department of Communication (cont.)	COM 327	Per Course	\$12.36	\$12.55
	COM 351	Per Course	\$12.36	\$12.55
	COM 353	Per Course	\$12.36	\$12.55
	COM 365	Per Course	\$8.24	\$8.37
	COM 426	Per Course	\$12.36	\$12.55
	COM 460	Per Course	\$12.36	\$12.55
	COM 563	Per Course	\$12.36	\$12.55
Instructional Communication	CIS 110	Per Course	\$16.48	\$16.73
	CIS 111	Per Course	\$16.48	\$16.73
	CIS 112	Per Course	\$18.54	\$18.82
	CIS 191	Per Course	\$16.18	\$16.42
	CIS 300	Per Course	\$16.66	\$16.91
	CIS 391	Per Course	\$16.18	\$16.42
	CIS 590	Per Course	\$16.18	\$16.42
Integrated Strategic Communication	ISC 100	Per Credit Hour	\$11.13	\$11.30
	ISC 161	Per Credit Hour	\$10.30	\$10.46
	ISC 261	Per Credit Hour	\$10.61	\$10.77
	ISC 311	Per Credit Hour	\$11.13	\$11.30
	ISC 319	Per Credit Hour	\$11.14	\$11.31
	ISC 321	Per Credit Hour	\$10.61	\$10.77
	ISC 325	Per Credit Hour	\$11.13	\$11.30
	ISC 331	Per Credit Hour	\$11.13	\$11.30
	ISC 339	Per Credit Hour	\$11.13	\$11.30
	ISC 341	Per Credit Hour	\$10.30	\$10.46
	ISC 344	Per Credit Hour	\$11.13	\$11.30
	ISC 351	Per Credit Hour	\$10.61	\$10.77
	ISC 361	Per Credit Hour	\$10.61	\$10.77
	ISC 371	Per Credit Hour	\$11.13	\$11.30
	ISC 381	Per Credit Hour	\$11.13	\$11.30
	ISC 382	Per Credit Hour	\$11.13	\$11.30
	ISC 399	Per Credit Hour	\$11.13	\$11.30
	ISC 431	Per Credit Hour	\$11.13	\$11.30

# Student Fees

## UNIVERSITY OF KENTUCKY

Area/College/Unit	Course / Description	Assessment	2024-25	2025-26
<b>Communication and Information (cont.)</b>				
Integrated Strategic Communication (cont.)	ISC 441	Per Credit Hour	\$10.30	\$10.46
	ISC 451	Per Credit Hour	\$11.13	\$11.30
	ISC 461	Per Credit Hour	\$11.13	\$11.30
	ISC 471	Per Credit Hour	\$10.30	\$10.46
	ISC 472	Per Credit Hour	\$11.13	\$11.30
	ISC 489	Per Credit Hour	\$10.30	\$10.46
	ISC 491	Per Credit Hour	\$10.61	\$10.77
	ISC 497	Per Credit Hour	\$11.13	\$11.30
	ISC 541	Per Credit Hour	\$10.30	\$10.46
	ISC 551	Per Credit Hour	\$10.61	\$10.77
	ISC 561	Per Credit Hour	\$11.13	\$11.30
	ISC 563	Per Credit Hour	\$11.13	\$11.30
	ISC 564	Per Credit Hour	\$11.13	\$11.30
	ISC 571	Per Credit Hour	\$10.61	\$10.77
	ISC 583	Per Credit Hour	\$10.61	\$10.77
School of Information Science	ICT/IS 200	Per Course	\$5.15	\$5.23
	ICT 301	Per Course	\$25.76	\$26.14
	ICT 399	Per Course	\$15.45	\$15.68
	ICT 696	Per Course	\$15.45	\$15.68
	LIS 636	Per Course	\$20.60	\$20.91
	LIS 638	Per Course	\$20.60	\$20.91
School of Journalism and Media	LIS 668	Per Course	\$25.76	\$26.14
	JAT 395	Per Credit Hour	\$11.14	\$11.31
	JAT 399	Per Credit Hour	\$11.14	\$11.31
	JOU 101	Per Credit Hour	\$11.14	\$11.31
	JOU 204	Per Credit Hour	\$11.90	\$12.08
	JOU 301	Per Credit Hour	\$11.90	\$12.08
	JOU 302	Per Credit Hour	\$11.90	\$12.08
	JOU 303	Per Credit Hour	\$11.90	\$12.08
	JOU 304	Per Credit Hour	\$11.14	\$11.31
	JOU 319	Per Credit Hour	\$11.14	\$11.31
	JOU 330	Per Credit Hour	\$11.90	\$12.08

# Student Fees

## UNIVERSITY OF KENTUCKY

Area/College/Unit	Course / Description	Assessment	2024-25	2025-26
<b>Communication and Information (cont.)</b>				
School of Journalism and Media (cont.)	JOU 387	Per Credit Hour	\$11.90	\$12.08
	JOU 403	Per Credit Hour	\$11.90	\$12.08
	JOU 404	Per Credit Hour	\$11.90	\$12.08
	JOU 410	Per Credit Hour	\$11.90	\$12.08
	JOU 415	Per Credit Hour	\$11.90	\$12.08
	JOU 430	Per Credit Hour	\$11.15	\$11.32
	JOU 455	Per Credit Hour	\$11.14	\$11.31
	JOU 485	Per Credit Hour	\$11.90	\$12.08
	JOU 497	Per Credit Hour	\$11.15	\$11.32
	JOU 498	Per Credit Hour	\$11.90	\$12.08
	JOU 499	Per Credit Hour	\$11.90	\$12.08
	JOU 531	Per Credit Hour	\$11.15	\$11.32
	JOU 532	Per Credit Hour	\$11.15	\$11.32
	JOU 535	Per Credit Hour	\$11.15	\$11.32
	JOU 541	Per Credit Hour	\$10.93	\$11.10
	MAS 101	Per Credit Hour	\$11.15	\$11.32
	MAS 201	Per Credit Hour	\$11.15	\$11.32
	MAS 300	Per Credit Hour	\$11.15	\$11.32
	MAS 310	Per Credit Hour	\$11.15	\$11.32
	MAS 312	Per Credit Hour	\$11.90	\$12.08
	MAS 319	Per Credit Hour	\$11.14	\$11.31
	MAS 322	Per Credit Hour	\$11.90	\$12.08
	MAS 355	Per Credit Hour	\$11.15	\$11.32
	MAS 390	Per Credit Hour	\$11.90	\$12.08
	MAS 403	Per Credit Hour	\$11.90	\$12.08
	MAS 404	Per Credit Hour	\$11.15	\$11.32
	MAS 412	Per Credit Hour	\$11.90	\$12.08
	MAS 420	Per Credit Hour	\$11.15	\$11.32
	MAS 422	Per Credit Hour	\$11.90	\$12.08
	MAS 432	Per Credit Hour	\$11.90	\$12.08
	MAS 435	Per Credit Hour	\$11.15	\$11.32
	MAS 482	Per Credit Hour	\$11.15	\$11.32

# Student Fees

## UNIVERSITY OF KENTUCKY

Area/College/Unit	Course / Description	Assessment	2024-25	2025-26
<b>Communication and Information (cont.)</b>				
School of Journalism and Media (cont.)	MAS 490	Per Credit Hour	\$11.15	\$11.32
	MAS 505	Per Credit Hour	\$11.15	\$11.32
	MAS 520	Per Credit Hour	\$11.15	\$11.32
	MAS 555	Per Credit Hour	\$11.15	\$11.32
	MAS 590	Per Credit Hour	\$11.15	\$11.32
<b>Dentistry</b>				
Dentistry	CDE 824	Per Course	\$60.00	\$60.00
	CDS 815	Per Course	\$38.00	\$38.00
	CDS 821	Per Course	\$38.00	\$38.00
	CDS 825	Per Course	\$38.00	\$38.00
	CDS 831	Per Course	\$38.00	\$38.00
	CDS 833	Per Course	\$60.00	\$60.00
	CDS 835	Per Course	\$38.00	\$38.00
	END 826	Per Course	\$38.00	\$38.00
	OBI 801	Per Course	\$38.00	\$38.00
	PDO 831	Per Course	\$38.00	\$38.00
	PER 820	Per Course	\$38.00	\$38.00
	PRO 822	Per Course	\$38.00	\$38.00
	PRO 824	Per Course	\$38.00	\$38.00
	PRO 834	Per Course	\$38.00	\$38.00
	RSD 810	Per Course	\$38.00	\$38.00
	RSD 812	Per Course	\$38.00	\$38.00
	RSD 814	Per Course	\$38.00	\$38.00
	RSD 822	Per Course	\$38.00	\$38.00
	RSD 824	Per Course	\$38.00	\$38.00
	RSD 826	Per Course	\$38.00	\$38.00
	RSD 835	Per Course	\$38.00	\$38.00
	Application fee	Per Student	\$75.00	\$75.00
	Digital Dentistry fee	Per Student	\$900.00	\$900.00
	Endodontic Instrument kit	Per Student	n/a	\$4,050.00
	Instrument kit; first year	Per Student	\$6,524.72	\$7,167.29
	Instrument kit; second year	Per Student	\$5,200.03	\$5,176.19

# Student Fees

## UNIVERSITY OF KENTUCKY

Area/College/Unit	Course / Description	Assessment	2024-25	2025-26
<b>Dentistry (cont.)</b>				
Dentistry (cont.)	Instrument kit; third year	Per Student	\$1,545.68	\$1,224.98
	Instrument kit; fourth year	Per Student	\$702.24	\$629.48
	Post-doctoral application packet	Per Student	\$25.00	\$25.00
	Replacement fee for lost dental surveyor	Per Student	\$450.00	\$450.00
	Sterilization fee - per year	Per Student	\$1,521.00	\$1,521.00
	Student CPR fee (certification for 1st year students) - per year	Per Student	\$53.00	\$53.00
	Student CPR fee (certification for 3rd year students) - per year	Per Student	\$53.00	\$53.00
<b>Design</b>				
Design	Design program fee assessed to all undergraduate and graduate students pursuing academic programs (including pre-majors) in Architecture, Interior Design and Historic Preservation. This fee is in lieu of a differential tuition to defray the high cost of delivering studio instruction which mandates low student/teacher ratios and to provide a contingency fund to support unit initiatives	Per Semester	\$686.00	\$686.00
<b>Education</b>				
Education	BVI 583	Per Course	\$15.00	\$15.00
	BVI 611	Per Course	\$20.00	\$20.00
	CED 620	Per Course	\$14.00	\$14.00
	CED 710	Per Course	\$14.00	\$14.00
	CED 730	Per Course	\$14.00	\$14.00
	EDP 621	Per Course	\$30.00	\$30.00
	EDP 640	Per Course	\$100.00	\$100.00
	EDP 642	Per Course	\$75.00	\$75.00
	EDP 660	Per Course	\$30.00	\$30.00
	EDP 707	Per Course	\$30.00	\$30.00
	EDP 776	Per Course	\$100.00	\$100.00
	EDP/EPE 557	Per Course	\$30.00	\$30.00
	EPE/EDP 558	Per Course	\$30.00	\$30.00
	EPE 621	Per Course	\$30.00	\$30.00
	EPE 660	Per Course	\$30.00	\$30.00
	KHP 105	Per Course	\$350.00	\$350.00
	KHP 117	Per Course	\$250.00	\$250.00

# Student Fees

## UNIVERSITY OF KENTUCKY

Area/College/Unit	Course / Description	Assessment	2024-25	2025-26
<b>Education (cont.)</b>				
Education (cont.)	KHP 120	Per Course	\$10.30	\$10.30
	KHP 121	Per Course	\$10.30	\$10.30
	KHP 190	Per Course	\$38.00	\$38.00
	KHP 210	Per Course	\$14.00	\$14.00
	KHP 350	Per Student	\$14.00	\$14.00
	KHP 415	Per Course	\$14.00	\$14.00
	KHP 420	Per Course	\$18.00	\$18.00
	KHP 445	Per Course	\$14.00	\$14.00
	KHP 450	Per Course	\$14.00	\$14.00
	KHP 600	Per Course	\$14.00	\$14.00
	KHP 615	Per Course	\$14.00	\$14.00
	KHP 620	Per Course	\$14.00	\$14.00
	SEM 328	Per Course	\$30.00	\$30.00
	SEM 337	Per Course	\$30.00	\$30.00
	SEM 345	Per Course	\$30.00	\$30.00
	SEM 348	Per Course	\$30.00	\$30.00
	SEM 613	Per Course	\$30.00	\$30.00
	SEM 631	Per Course	\$30.00	\$30.00
	SEM 634	Per Course	\$30.00	\$30.00
	SEM 670	Per Course	\$30.00	\$30.00
	SEM 708	Per Course	\$30.00	\$30.00
	TEP Fees for Teacher Education Program/Other TEP Students	Per Student	\$30.00	\$30.00
<b>Stanley and Karen Pigman Engineering</b>				
Biomedical Engineering	BME 170	Per Credit Hour	\$61.66	\$62.58
	BME 201	Per Credit Hour	\$61.66	\$62.58
	BME 301	Per Credit Hour	\$61.66	\$62.58
	BME 322	Per Credit Hour	\$61.66	\$62.58
	BME 330	Per Credit Hour	\$61.66	\$62.58
	BME 350	Per Credit Hour	\$61.66	\$62.58
	BME 371	Per Credit Hour	\$61.66	\$62.58
	BME 372	Per Credit Hour	\$61.66	\$62.58
	BME 395	Per Credit Hour	\$61.66	\$62.58

# Student Fees

## UNIVERSITY OF KENTUCKY

Area/College/Unit	Course / Description	Assessment	2024-25	2025-26
<b>Stanley and Karen Pigman Engineering (cont.)</b>				
Biomedical Engineering (cont.)	BME 420	Per Credit Hour	\$61.66	\$62.58
	BME 421	Per Credit Hour	\$61.66	\$62.58
	BME 431	Per Credit Hour	\$61.66	\$62.58
	BME 435	Per Credit Hour	\$61.66	\$62.58
	BME 440	Per Credit Hour	\$61.66	\$62.58
	BME 451	Per Credit Hour	\$61.66	\$62.58
	BME 464	Per Credit Hour	\$61.66	\$62.58
	BME 465	Per Credit Hour	\$61.66	\$62.58
	BME 472	Per Credit Hour	\$61.66	\$62.58
	BME 476	Per Credit Hour	\$61.66	\$62.58
	BME 477	Per Credit Hour	\$61.66	\$62.58
	BME 488G	Per Credit Hour	\$61.66	\$62.58
	BME 491	Per Credit Hour	\$61.66	\$62.58
	BME 495	Per Credit Hour	\$61.66	\$62.58
	BME 501	Per Credit Hour	\$61.66	\$62.58
	BME 532	Per Credit Hour	\$61.66	\$62.58
	BME 540	Per Credit Hour	\$61.66	\$62.58
	BME 541	Per Credit Hour	\$61.66	\$62.58
	BME 550	Per Credit Hour	\$61.66	\$62.58
	BME 579	Per Credit Hour	\$61.66	\$62.58
	BME 599	Per Credit Hour	\$61.66	\$62.58
	BME 604	Per Credit Hour	\$61.66	\$62.58
	BME 609	Per Credit Hour	\$61.66	\$62.58
	BME 624	Per Credit Hour	\$61.66	\$62.58
	BME 641	Per Credit Hour	\$61.66	\$62.58
	BME 642	Per Credit Hour	\$61.66	\$62.58
	BME 655	Per Credit Hour	\$61.66	\$62.58
	BME 662	Per Credit Hour	\$61.66	\$62.58
	BME 664	Per Credit Hour	\$61.66	\$62.58
	BME 665	Per Credit Hour	\$61.66	\$62.58
	BME 670	Per Credit Hour	\$61.66	\$62.58
	BME 672	Per Credit Hour	\$61.66	\$62.58

# Student Fees

## UNIVERSITY OF KENTUCKY

Area/College/Unit	Course / Description	Assessment	2024-25	2025-26
<b>Stanley and Karen Pigman Engineering (cont.)</b>				
Biomedical Engineering (cont.)	BME 688	Per Credit Hour	\$61.66	\$62.58
	BME 699	Per Credit Hour	\$61.66	\$62.58
	BME 748	Per Credit Hour	\$61.66	\$62.58
	BME 749	Per Credit Hour	\$61.66	\$62.58
	BME 767	Per Credit Hour	\$61.66	\$62.58
	BME 768	Per Credit Hour	\$61.66	\$62.58
	BME 769	Per Credit Hour	\$61.66	\$62.58
	BME 772	Per Credit Hour	\$61.66	\$62.58
	BME 774	Per Credit Hour	\$61.66	\$62.58
	BME 781	Per Credit Hour	\$61.66	\$62.58
	BME 790	Per Credit Hour	\$61.66	\$62.58
	CPE 200	Per Credit Hour	\$61.66	\$62.58
	CPE 282	Per Credit Hour	\$61.66	\$62.58
	CPE 287	Per Credit Hour	\$61.66	\$62.58
	CPE 380	Per Credit Hour	\$61.66	\$62.58
	CPE 480	Per Credit Hour	\$61.66	\$62.58
	CPE 490	Per Credit Hour	\$61.66	\$62.58
	CPE 491	Per Credit Hour	\$61.66	\$62.58
	CPE 580	Per Credit Hour	\$61.66	\$62.58
	CPE 584	Per Credit Hour	\$61.66	\$62.58
	CPE 585	Per Credit Hour	\$61.66	\$62.58
	CPE 586	Per Credit Hour	\$61.66	\$62.58
	CPE 587	Per Credit Hour	\$61.66	\$62.58
	CPE 588	Per Credit Hour	\$61.66	\$62.58
Chemical and Materials Engineering	CME 480	Per Credit Hour	\$61.66	\$62.58
	CME 523	Per Credit Hour	\$61.66	\$62.58
	CME 552	Per Credit Hour	\$61.66	\$62.58
	CME 570	Per Credit Hour	\$61.66	\$62.58
	CME 573	Per Credit Hour	\$61.66	\$62.58
	CME 575	Per Credit Hour	\$61.66	\$62.58
	CME 634	Per Credit Hour	\$61.66	\$62.58
	MSE 201	Per Credit Hour	\$61.66	\$62.58



# Student Fees

## UNIVERSITY OF KENTUCKY

Area/College/Unit	Course / Description	Assessment	2024-25	2025-26
<b>Stanley and Karen Pigman Engineering (cont.)</b>				
Chemical and Materials Engineering (cont.)	MSE 202	Per Credit Hour	\$61.66	\$62.58
	MSE 301	Per Credit Hour	\$61.66	\$62.58
	MSE 351	Per Credit Hour	\$61.66	\$62.58
	MSE 395	Per Credit Hour	\$61.66	\$62.58
	MSE 401G	Per Credit Hour	\$61.66	\$62.58
	MSE 402G	Per Credit Hour	\$61.66	\$62.58
	MSE 403G	Per Credit Hour	\$61.66	\$62.58
	MSE 404G	Per Credit Hour	\$61.66	\$62.58
	MSE 407	Per Credit Hour	\$61.66	\$62.58
	MSE 408	Per Credit Hour	\$61.66	\$62.58
	MSE 436	Per Credit Hour	\$61.66	\$62.58
	MSE 470	Per Credit Hour	\$61.66	\$62.58
	MSE 480	Per Credit Hour	\$61.66	\$62.58
	MSE 506	Per Credit Hour	\$61.66	\$62.58
	MSE 510	Per Credit Hour	\$61.66	\$62.58
	MSE 520	Per Credit Hour	\$61.66	\$62.58
	MSE 521	Per Credit Hour	\$61.66	\$62.58
	MSE 535	Per Credit Hour	\$61.66	\$62.58
	MSE 538	Per Credit Hour	\$61.66	\$62.58
	MSE 552	Per Credit Hour	\$61.66	\$62.58
	MSE 555	Per Credit Hour	\$61.66	\$62.58
	MSE 556	Per Credit Hour	\$61.66	\$62.58
	MSE 569	Per Credit Hour	\$61.66	\$62.58
	MSE 585	Per Credit Hour	\$61.66	\$62.58
	MSE 599	Per Credit Hour	\$61.66	\$62.58
	MSE 601	Per Credit Hour	\$61.66	\$62.58
	MSE 607	Per Credit Hour	\$61.66	\$62.58
	MSE 632	Per Credit Hour	\$61.66	\$62.58
	MSE 635	Per Credit Hour	\$61.66	\$62.58
	MSE 650	Per Credit Hour	\$61.66	\$62.58
	MSE 663	Per Credit Hour	\$61.66	\$62.58
	MSE 699	Per Credit Hour	\$61.66	\$62.58

# Student Fees

## UNIVERSITY OF KENTUCKY

Area/College/Unit	Course / Description	Assessment	2024-25	2025-26
<b>Stanley and Karen Pigman Engineering (cont.)</b>				
Chemical and Materials Engineering (cont.)	MSE 748	Per Credit Hour	\$61.66	\$62.58
	MSE 749	Per Credit Hour	\$61.66	\$62.58
	MSE 767	Per Credit Hour	\$61.66	\$62.58
	MSE 768	Per Credit Hour	\$61.66	\$62.58
	MSE 769	Per Credit Hour	\$61.66	\$62.58
	MSE 781	Per Credit Hour	\$61.66	\$62.58
	MSE 782	Per Credit Hour	\$61.66	\$62.58
	MSE 790	Per Credit Hour	\$61.66	\$62.58
Chemical Engineering	CME 006	Per Credit Hour	\$61.66	\$62.58
	CME 200	Per Credit Hour	\$61.66	\$62.58
	CME 220	Per Credit Hour	\$61.66	\$62.58
	CME 320	Per Credit Hour	\$61.66	\$62.58
	CME 330	Per Credit Hour	\$61.66	\$62.58
	CME 395	Per Credit Hour	\$61.66	\$62.58
	CME 404G	Per Credit Hour	\$61.66	\$62.58
	CME 415	Per Credit Hour	\$61.66	\$62.58
	CME 420	Per Credit Hour	\$61.66	\$62.58
	CME 425	Per Credit Hour	\$61.66	\$62.58
	CME 432	Per Credit Hour	\$61.66	\$62.58
	CME 433	Per Credit Hour	\$61.66	\$62.58
	CME 455	Per Credit Hour	\$61.66	\$62.58
	CME 456	Per Credit Hour	\$61.66	\$62.58
	CME 462	Per Credit Hour	\$61.66	\$62.58
	CME 470	Per Credit Hour	\$61.66	\$62.58
	CME 505	Per Credit Hour	\$61.66	\$62.58
	CME 542	Per Credit Hour	\$61.66	\$62.58
	CME 550	Per Credit Hour	\$61.66	\$62.58
	CME 556	Per Credit Hour	\$61.66	\$62.58
	CME 580	Per Credit Hour	\$61.66	\$62.58
	CME 599	Per Credit Hour	\$61.66	\$62.58
	CME 620	Per Credit Hour	\$61.66	\$62.58
	CME 630	Per Credit Hour	\$61.66	\$62.58

# Student Fees

## UNIVERSITY OF KENTUCKY

Area/College/Unit	Course / Description	Assessment	2024-25	2025-26
<b>Stanley and Karen Pigman Engineering (cont.)</b>				
Chemical Engineering (cont.)	CME 650	Per Credit Hour	\$61.66	\$62.58
	CME 680	Per Credit Hour	\$61.66	\$62.58
	CME 748	Per Credit Hour	\$61.66	\$62.58
	CME 749	Per Credit Hour	\$61.66	\$62.58
	CME 767	Per Credit Hour	\$61.66	\$62.58
	CME 768	Per Credit Hour	\$61.66	\$62.58
	CME 769	Per Credit Hour	\$61.66	\$62.58
	CME 771	Per Credit Hour	\$61.66	\$62.58
	CME 780	Per Credit Hour	\$61.66	\$62.58
	CME 790	Per Credit Hour	\$61.66	\$62.58
Civil Engineering	CE 106	Per Credit Hour	\$61.66	\$62.58
	CE 195	Per Credit Hour	\$61.66	\$62.58
	CE 211	Per Credit Hour	\$61.66	\$62.58
	CE 303	Per Credit Hour	\$61.66	\$62.58
	CE 312	Per Credit Hour	\$61.66	\$62.58
	CE 329	Per Credit Hour	\$61.66	\$62.58
	CE 331	Per Credit Hour	\$61.66	\$62.58
	CE 341	Per Credit Hour	\$61.66	\$62.58
	CE 351	Per Credit Hour	\$61.66	\$62.58
	CE 381	Per Credit Hour	\$61.66	\$62.58
	CE 395	Per Credit Hour	\$61.66	\$62.58
	CE 399	Per Credit Hour	\$61.66	\$62.58
	CE 401	Per Credit Hour	\$61.66	\$62.58
	CE 429	Per Credit Hour	\$61.66	\$62.58
	CE 433	Per Credit Hour	\$61.66	\$62.58
	CE 461G	Per Credit Hour	\$61.66	\$62.58
	CE 471G	Per Credit Hour	\$61.66	\$62.58
	CE 482	Per Credit Hour	\$61.66	\$62.58
	CE 499	Per Credit Hour	\$61.66	\$62.58
	CE 507	Per Credit Hour	\$61.66	\$62.58
	CE 508	Per Credit Hour	\$61.66	\$62.58
	CE 509	Per Credit Hour	\$61.66	\$62.58

# Student Fees

## UNIVERSITY OF KENTUCKY

Area/College/Unit	Course / Description	Assessment	2024-25	2025-26
<b>Stanley and Karen Pigman Engineering (cont.)</b>				
Civil Engineering (cont.)	CE 517	Per Credit Hour	\$61.66	\$62.58
	CE 519	Per Credit Hour	\$61.66	\$62.58
	CE 525	Per Credit Hour	\$61.66	\$62.58
	CE 531	Per Credit Hour	\$61.66	\$62.58
	CE 532	Per Credit Hour	\$61.66	\$62.58
	CE 533	Per Credit Hour	\$61.66	\$62.58
	CE 534	Per Credit Hour	\$61.66	\$62.58
	CE 539	Per Credit Hour	\$61.66	\$62.58
	CE 541	Per Credit Hour	\$61.66	\$62.58
	CE 542	Per Credit Hour	\$61.66	\$62.58
	CE 546	Per Credit Hour	\$61.66	\$62.58
	CE 547	Per Credit Hour	\$61.66	\$62.58
	CE 549	Per Credit Hour	\$61.66	\$62.58
	CE 551	Per Credit Hour	\$61.66	\$62.58
	CE 553	Per Credit Hour	\$61.66	\$62.58
	CE 555	Per Credit Hour	\$61.66	\$62.58
	CE 568	Per Credit Hour	\$61.66	\$62.58
	CE 579	Per Credit Hour	\$61.66	\$62.58
	CE 581	Per Credit Hour	\$61.66	\$62.58
	CE 582	Per Credit Hour	\$61.66	\$62.58
	CE 584	Per Credit Hour	\$61.66	\$62.58
	CE 586	Per Credit Hour	\$61.66	\$62.58
	CE 587	Per Credit Hour	\$61.66	\$62.58
	CE 589	Per Credit Hour	\$61.66	\$62.58
	CE 595	Per Credit Hour	\$61.66	\$62.58
	CE 599	Per Credit Hour	\$61.66	\$62.58
	CE 602	Per Credit Hour	\$61.66	\$62.58
	CE 605	Per Credit Hour	\$61.66	\$62.58
	CE 608	Per Credit Hour	\$61.66	\$62.58
	CE 621	Per Credit Hour	\$61.66	\$62.58
	CE 631	Per Credit Hour	\$61.66	\$62.58
	CE 633	Per Credit Hour	\$61.66	\$62.58

# Student Fees

## UNIVERSITY OF KENTUCKY

Area/College/Unit	Course / Description	Assessment	2024-25	2025-26
<b>Stanley and Karen Pigman Engineering (cont.)</b>				
Civil Engineering (cont.)	CE 634	Per Credit Hour	\$61.66	\$62.58
	CE 635	Per Credit Hour	\$61.66	\$62.58
	CE 642	Per Credit Hour	\$61.66	\$62.58
	CE 643	Per Credit Hour	\$61.66	\$62.58
	CE 652	Per Credit Hour	\$61.66	\$62.58
	CE 653	Per Credit Hour	\$61.66	\$62.58
	CE 655	Per Credit Hour	\$61.66	\$62.58
	CE 662	Per Credit Hour	\$61.66	\$62.58
	CE 664	Per Credit Hour	\$61.66	\$62.58
	CE 665	Per Credit Hour	\$61.66	\$62.58
	CE 667	Per Credit Hour	\$61.66	\$62.58
	CE 671	Per Credit Hour	\$61.66	\$62.58
	CE 672	Per Credit Hour	\$61.66	\$62.58
	CE 673	Per Credit Hour	\$61.66	\$62.58
	CE 676	Per Credit Hour	\$61.66	\$62.58
	CE 679	Per Credit Hour	\$61.66	\$62.58
	CE 681	Per Credit Hour	\$61.66	\$62.58
	CE 682	Per Credit Hour	\$61.66	\$62.58
	CE 684	Per Credit Hour	\$61.66	\$62.58
	CE 686	Per Credit Hour	\$61.66	\$62.58
	CE 687	Per Credit Hour	\$61.66	\$62.58
	CE 699	Per Credit Hour	\$61.66	\$62.58
	CE 748	Per Credit Hour	\$61.66	\$62.58
	CE 749	Per Credit Hour	\$61.66	\$62.58
	CE 767	Per Credit Hour	\$61.66	\$62.58
	CE 768	Per Credit Hour	\$61.66	\$62.58
	CE 769	Per Credit Hour	\$61.66	\$62.58
	CE 779	Per Credit Hour	\$61.66	\$62.58
	CE 784	Per Credit Hour	\$61.66	\$62.58
	CE 790	Per Credit Hour	\$61.66	\$62.58
	CE 791	Per Credit Hour	\$61.66	\$62.58
Computer Science	CPT 371	Per Credit Hour	\$61.66	\$62.58

# Student Fees

## UNIVERSITY OF KENTUCKY

Area/College/Unit	Course / Description	Assessment	2024-25	2025-26
<b>Stanley and Karen Pigman Engineering (cont.)</b>				
Computer Science (cont.)	CPT 395	Per Credit Hour	\$61.66	\$62.58
	CS 101	Per Credit Hour	\$61.66	\$62.58
	CS 115	Per Credit Hour	\$61.66	\$62.58
	CS 215	Per Credit Hour	\$61.66	\$62.58
	CS 216	Per Credit Hour	\$61.66	\$62.58
	CS 221	Per Credit Hour	\$61.66	\$62.58
	CS 270	Per Credit Hour	\$61.66	\$62.58
	CS 275	Per Credit Hour	\$61.66	\$62.58
	CS 315	Per Credit Hour	\$61.66	\$62.58
	CS 316	Per Credit Hour	\$61.66	\$62.58
	CS 321	Per Credit Hour	\$61.66	\$62.58
	CS 335	Per Credit Hour	\$61.66	\$62.58
	CS 340	Per Credit Hour	\$61.66	\$62.58
	CS 371	Per Credit Hour	\$61.66	\$62.58
	CS 375	Per Credit Hour	\$61.66	\$62.58
	CS 378	Per Credit Hour	\$61.66	\$62.58
	CS 380	Per Credit Hour	\$61.66	\$62.58
	CS 383	Per Credit Hour	\$61.66	\$62.58
	CS 395	Per Credit Hour	\$61.66	\$62.58
	CS 405G	Per Credit Hour	\$61.66	\$62.58
	CS 410G	Per Credit Hour	\$61.66	\$62.58
	CS 415G	Per Credit Hour	\$61.66	\$62.58
	CS 416G	Per Credit Hour	\$61.66	\$62.58
	CS 422	Per Credit Hour	\$61.66	\$62.58
	CS 441G	Per Credit Hour	\$61.66	\$62.58
	CS 450G	Per Credit Hour	\$61.66	\$62.58
	CS 460G	Per Credit Hour	\$61.66	\$62.58
	CS 463G	Per Credit Hour	\$61.66	\$62.58
	CS 470G	Per Credit Hour	\$61.66	\$62.58
	CS 471G	Per Credit Hour	\$61.66	\$62.58
	CS 480G	Per Credit Hour	\$61.66	\$62.58
	CS 485G	Per Credit Hour	\$61.66	\$62.58

# Student Fees

## UNIVERSITY OF KENTUCKY

Area/College/Unit	Course / Description	Assessment	2024-25	2025-26
<b>Stanley and Karen Pigman Engineering (cont.)</b>				
Computer Science (cont.)	CS 498	Per Credit Hour	\$61.66	\$62.58
	CS 499	Per Credit Hour	\$61.66	\$62.58
	CS 505	Per Credit Hour	\$61.66	\$62.58
	CS 515	Per Credit Hour	\$61.66	\$62.58
	CS 521	Per Credit Hour	\$61.66	\$62.58
	CS 522	Per Credit Hour	\$61.66	\$62.58
	CS 535	Per Credit Hour	\$61.66	\$62.58
	CS 536	Per Credit Hour	\$61.66	\$62.58
	CS 537	Per Credit Hour	\$61.66	\$62.58
	CS 541	Per Credit Hour	\$61.66	\$62.58
	CS 555	Per Credit Hour	\$61.66	\$62.58
	CS 564	Per Credit Hour	\$61.66	\$62.58
	CS 570	Per Credit Hour	\$61.66	\$62.58
	CS 571	Per Credit Hour	\$61.66	\$62.58
	CS 572	Per Credit Hour	\$61.66	\$62.58
	CS 575	Per Credit Hour	\$61.66	\$62.58
	CS 585	Per Credit Hour	\$61.66	\$62.58
	CS 587	Per Credit Hour	\$61.66	\$62.58
	CS 610	Per Credit Hour	\$61.66	\$62.58
	CS 611	Per Credit Hour	\$61.66	\$62.58
	CS 612	Per Credit Hour	\$61.66	\$62.58
	CS 616	Per Credit Hour	\$61.66	\$62.58
	CS 617	Per Credit Hour	\$61.66	\$62.58
	CS 618	Per Credit Hour	\$61.66	\$62.58
	CS 619	Per Credit Hour	\$61.66	\$62.58
	CS 621	Per Credit Hour	\$61.66	\$62.58
	CS 622	Per Credit Hour	\$61.66	\$62.58
	CS 623	Per Credit Hour	\$61.66	\$62.58
	CS 626	Per Credit Hour	\$61.66	\$62.58
	CS 628	Per Credit Hour	\$61.66	\$62.58
	CS 630	Per Credit Hour	\$61.66	\$62.58
	CS 631	Per Credit Hour	\$61.66	\$62.58

# Student Fees

## UNIVERSITY OF KENTUCKY

Area/College/Unit	Course / Description	Assessment	2024-25	2025-26
<b>Stanley and Karen Pigman Engineering (cont.)</b>				
Computer Science (cont.)	CS 633	Per Credit Hour	\$61.66	\$62.58
	CS 634	Per Credit Hour	\$61.66	\$62.58
	CS 635	Per Credit Hour	\$61.66	\$62.58
	CS 636	Per Credit Hour	\$61.66	\$62.58
	CS 637	Per Credit Hour	\$61.66	\$62.58
	CS 642	Per Credit Hour	\$61.66	\$62.58
	CS 655	Per Credit Hour	\$61.66	\$62.58
	CS 656	Per Credit Hour	n/a	\$62.58
	CS 660	Per Credit Hour	\$61.66	\$62.58
	CS 663	Per Credit Hour	\$61.66	\$62.58
	CS 670	Per Credit Hour	\$61.66	\$62.58
	CS 671	Per Credit Hour	\$61.66	\$62.58
	CS 673	Per Credit Hour	\$61.66	\$62.58
	CS 674	Per Credit Hour	\$61.66	\$62.58
	CS 675	Per Credit Hour	\$61.66	\$62.58
	CS 677	Per Credit Hour	\$61.66	\$62.58
	CS 678	Per Credit Hour	\$61.66	\$62.58
	CS 680	Per Credit Hour	\$61.66	\$62.58
	CS 683	Per Credit Hour	\$61.66	\$62.58
	CS 684	Per Credit Hour	\$61.66	\$62.58
	CS 685	Per Credit Hour	\$61.66	\$62.58
	CS 686	Per Credit Hour	\$61.66	\$62.58
	CS 687	Per Credit Hour	\$61.66	\$62.58
	CS 689	Per Credit Hour	\$61.66	\$62.58
	CS 690	Per Credit Hour	\$61.66	\$62.58
	CS 748	Per Credit Hour	\$61.66	\$62.58
	CS 749	Per Credit Hour	\$61.66	\$62.58
	CS 767	Per Credit Hour	\$61.66	\$62.58
	CS 768	Per Credit Hour	\$61.66	\$62.58
	CS 769	Per Credit Hour	\$61.66	\$62.58
Electrical and Computer Engineering	EE 211	Per Credit Hour	\$61.66	\$62.58
	EE 221	Per Credit Hour	\$61.66	\$62.58



# Student Fees

## UNIVERSITY OF KENTUCKY

Area/College/Unit	Course / Description	Assessment	2024-25	2025-26
<b>Stanley and Karen Pigman Engineering (cont.)</b>				
Electrical and Computer Engineering (cont.)	EE 222	Per Credit Hour	\$61.66	\$62.58
	EE 223	Per Credit Hour	\$61.66	\$62.58
	EE 280	Per Credit Hour	\$61.66	\$62.58
	EE 281	Per Credit Hour	\$61.66	\$62.58
	EE 282	Per Credit Hour	\$61.66	\$62.58
	EE 287	Per Credit Hour	\$61.66	\$62.58
	EE 305	Per Credit Hour	\$61.66	\$62.58
	EE 360	Per Credit Hour	\$61.66	\$62.58
	EE 380	Per Credit Hour	\$61.66	\$62.58
	EE 383	Per Credit Hour	\$61.66	\$62.58
	EE 395	Per Credit Hour	\$61.66	\$62.58
	EE 402G	Per Credit Hour	\$61.66	\$62.58
	EE 415G	Per Credit Hour	\$61.66	\$62.58
	EE 416G	Per Credit Hour	\$61.66	\$62.58
	EE 421G	Per Credit Hour	\$61.66	\$62.58
	EE 422G	Per Credit Hour	\$61.66	\$62.58
	EE 461G	Per Credit Hour	\$61.66	\$62.58
	EE 462G	Per Credit Hour	\$61.66	\$62.58
	EE 468G	Per Credit Hour	\$61.66	\$62.58
	EE 480	Per Credit Hour	\$61.66	\$62.58
	EE 490	Per Credit Hour	\$61.66	\$62.58
	EE 491	Per Credit Hour	\$61.66	\$62.58
	EE 503	Per Credit Hour	\$61.66	\$62.58
	EE 511	Per Credit Hour	\$61.66	\$62.58
	EE 512	Per Credit Hour	\$61.66	\$62.58
	EE 513	Per Credit Hour	\$61.66	\$62.58
	EE 517	Per Credit Hour	\$61.66	\$62.58
	EE 518	Per Credit Hour	\$61.66	\$62.58
	EE 521	Per Credit Hour	\$61.66	\$62.58
	EE 522	Per Credit Hour	\$61.66	\$62.58
	EE 523	Per Credit Hour	\$61.66	\$62.58
	EE 524	Per Credit Hour	\$61.66	\$62.58

# Student Fees

## UNIVERSITY OF KENTUCKY

Area/College/Unit	Course / Description	Assessment	2024-25	2025-26
<b>Stanley and Karen Pigman Engineering (cont.)</b>				
Electrical and Computer Engineering (cont.)	EE 525	Per Credit Hour	\$61.66	\$62.58
	EE 526	Per Credit Hour	\$61.66	\$62.58
	EE 527	Per Credit Hour	\$61.66	\$62.58
	EE 528	Per Credit Hour	\$61.66	\$62.58
	EE 531	Per Credit Hour	\$61.66	\$62.58
	EE 532	Per Credit Hour	\$61.66	\$62.58
	EE 533	Per Credit Hour	\$61.66	\$62.58
	EE 535	Per Credit Hour	\$61.66	\$62.58
	EE 536	Per Credit Hour	\$61.66	\$62.58
	EE 537	Per Credit Hour	\$61.66	\$62.58
	EE 538	Per Credit Hour	\$61.66	\$62.58
	EE 539	Per Credit Hour	\$61.66	\$62.58
	EE 543	Per Credit Hour	\$61.66	\$62.58
	EE 546	Per Credit Hour	\$61.66	\$62.58
	EE 555	Per Credit Hour	\$61.66	\$62.58
	EE 560	Per Credit Hour	\$61.66	\$62.58
	EE 562	Per Credit Hour	\$61.66	\$62.58
	EE 566	Per Credit Hour	\$61.66	\$62.58
	EE 567	Per Credit Hour	\$61.66	\$62.58
	EE 569	Per Credit Hour	\$61.66	\$62.58
	EE 571	Per Credit Hour	\$61.66	\$62.58
	EE 572	Per Credit Hour	\$61.66	\$62.58
	EE 576	Per Credit Hour	\$61.66	\$62.58
	EE 578	Per Credit Hour	\$61.66	\$62.58
	EE 579	Per Credit Hour	\$61.66	\$62.58
	EE 580	Per Credit Hour	\$61.66	\$62.58
	EE 582	Per Credit Hour	\$61.66	\$62.58
	EE 583	Per Credit Hour	\$61.66	\$62.58
	EE 584	Per Credit Hour	\$61.66	\$62.58
	EE 585	Per Credit Hour	\$61.66	\$62.58
	EE 586	Per Credit Hour	\$61.66	\$62.58
	EE 587	Per Credit Hour	\$61.66	\$62.58

# Student Fees

## UNIVERSITY OF KENTUCKY

Area/College/Unit	Course / Description	Assessment	2024-25	2025-26
<b>Stanley and Karen Pigman Engineering (cont.)</b>				
Electrical and Computer Engineering (cont.)	EE 588	Per Credit Hour	\$61.66	\$62.58
	EE 589	Per Credit Hour	\$61.66	\$62.58
	EE 595	Per Credit Hour	\$61.66	\$62.58
	EE 598	Per Credit Hour	\$61.66	\$62.58
	EE 599	Per Credit Hour	\$61.66	\$62.58
	EE 603	Per Credit Hour	\$61.66	\$62.58
	EE 605	Per Credit Hour	\$61.66	\$62.58
	EE 606	Per Credit Hour	\$61.66	\$62.58
	EE 611	Per Credit Hour	\$61.66	\$62.58
	EE 613	Per Credit Hour	\$61.66	\$62.58
	EE 614	Per Credit Hour	\$61.66	\$62.58
	EE 619	Per Credit Hour	\$61.66	\$62.58
	EE 621	Per Credit Hour	\$61.66	\$62.58
	EE 622	Per Credit Hour	\$61.66	\$62.58
	EE 630	Per Credit Hour	\$61.66	\$62.58
	EE 635	Per Credit Hour	\$61.66	\$62.58
	EE 639	Per Credit Hour	\$61.66	\$62.58
	EE 640	Per Credit Hour	\$61.66	\$62.58
	EE 641	Per Credit Hour	\$61.66	\$62.58
	EE 642	Per Credit Hour	\$61.66	\$62.58
	EE 643	Per Credit Hour	\$61.66	\$62.58
	EE 645	Per Credit Hour	\$61.66	\$62.58
	EE 661	Per Credit Hour	\$61.66	\$62.58
	EE 663	Per Credit Hour	\$61.66	\$62.58
	EE 672	Per Credit Hour	\$61.66	\$62.58
	EE 684	Per Credit Hour	\$61.66	\$62.58
	EE 685	Per Credit Hour	\$61.66	\$62.58
	EE 686	Per Credit Hour	\$61.66	\$62.58
	EE 698	Per Credit Hour	\$61.66	\$62.58
	EE 699	Per Credit Hour	\$61.66	\$62.58
	EE 748	Per Credit Hour	\$61.66	\$62.58
	EE 749	Per Credit Hour	\$61.66	\$62.58

# Student Fees

## UNIVERSITY OF KENTUCKY

Area/College/Unit	Course / Description	Assessment	2024-25	2025-26
<b>Stanley and Karen Pigman Engineering (cont.)</b>				
Electrical and Computer Engineering (cont.)	EE 767	Per Credit Hour	\$61.66	\$62.58
	EE 768	Per Credit Hour	\$61.66	\$62.58
	EE 769	Per Credit Hour	\$61.66	\$62.58
	EE 780	Per Credit Hour	\$61.66	\$62.58
	EE 783	Per Credit Hour	\$61.66	\$62.58
	EE 784	Per Credit Hour	\$61.66	\$62.58
	EE 790	Per Credit Hour	\$61.66	\$62.58
Engineering	EGR 101	Per Credit Hour	\$61.66	\$62.58
	EGR 102	Per Credit Hour	\$61.66	\$62.58
	EGR 103	Per Credit Hour	\$61.66	\$62.58
	EGR 110	Per Credit Hour	\$61.66	\$62.58
	EGR 111	Per Credit Hour	\$61.66	\$62.58
	EGR 112	Per Credit Hour	\$61.66	\$62.58
	EGR 120	Per Credit Hour	\$61.66	\$62.58
	EGR 125	Per Credit Hour	n/a	\$62.58
	EGR 150	Per Credit Hour	n/a	\$62.58
	EGR 175	Per Credit Hour	\$61.66	\$62.58
	EGR 190	Per Credit Hour	\$61.66	\$62.58
	EGR 199	Per Credit Hour	\$61.66	\$62.58
	EGR 201	Per Credit Hour	\$61.66	\$62.58
	EGR 215	Per Credit Hour	\$61.66	\$62.58
	EGR 240	Per Credit Hour	\$61.66	\$62.58
	EGR 250	Per Credit Hour	\$61.66	\$62.58
	EGR 260	Per Credit Hour	\$61.66	\$62.58
	EGR 370	Per Credit Hour	n/a	\$62.58
	EGR 380	Per Credit Hour	\$61.66	\$62.58
	EGR 390	Per Credit Hour	\$61.66	\$62.58
	EGR 490	Per Credit Hour	\$61.66	\$62.58
	EGR 492	Per Credit Hour	\$61.66	\$62.58
	EGR 521	Per Credit Hour	\$61.66	\$62.58
	EGR 537	Per Credit Hour	\$61.66	\$62.58
	EGR 540	Per Credit Hour	\$61.66	\$62.58

# Student Fees

## UNIVERSITY OF KENTUCKY

Area/College/Unit	Course / Description	Assessment	2024-25	2025-26
<b>Stanley and Karen Pigman Engineering (cont.)</b>				
Engineering (cont.)	EGR 542	Per Credit Hour	\$61.66	\$62.58
	EGR 543	Per Credit Hour	\$61.66	\$62.58
	EGR 546	Per Credit Hour	\$61.66	\$62.58
	EGR 549	Per Credit Hour	\$61.66	\$62.58
	EGR 553	Per Credit Hour	\$61.66	\$62.58
	EGR 598	Per Credit Hour	n/a	\$62.58
	EGR 599	Per Credit Hour	\$61.66	\$62.58
	EGR 601	Per Credit Hour	\$61.66	\$62.58
	EGR 611	Per Credit Hour	\$61.66	\$62.58
Engineering - Supply Chain Management	EGR 649	Per Credit Hour	\$61.66	\$62.58
	EGR 523	Per Credit Hour	\$61.66	\$62.58
	SCE 503	Per Credit Hour	\$61.66	\$62.58
	SCE 604	Per Credit Hour	\$61.66	\$62.58
	SCE 610	Per Credit Hour	\$61.66	\$62.58
	SCE 614	Per Credit Hour	\$61.66	\$62.58
	SCE 631	Per Credit Hour	\$61.66	\$62.58
	SCE 632	Per Credit Hour	\$61.66	\$62.58
	SCE 740	Per Credit Hour	\$61.66	\$62.58
Manufacturing Systems Engineering	MFS 501	Per Credit Hour	\$61.66	\$62.58
	MFS 503	Per Credit Hour	\$61.66	\$62.58
	MFS 505	Per Credit Hour	\$61.66	\$62.58
	MFS 507	Per Credit Hour	\$61.66	\$62.58
	MFS 509	Per Credit Hour	\$61.66	\$62.58
	MFS 511	Per Credit Hour	\$61.66	\$62.58
	MFS 512	Per Credit Hour	\$61.66	\$62.58
	MFS 513	Per Credit Hour	\$61.66	\$62.58
	MFS 515	Per Credit Hour	\$61.66	\$62.58
	MFS 520	Per Credit Hour	\$61.66	\$62.58
	MFS 523	Per Credit Hour	\$61.66	\$62.58
	MFS 526	Per Credit Hour	\$61.66	\$62.58
	MFS 529	Per Credit Hour	\$61.66	\$62.58
	MFS 541	Per Credit Hour	\$61.66	\$62.58

# Student Fees

## UNIVERSITY OF KENTUCKY

Area/College/Unit	Course / Description	Assessment	2024-25	2025-26
<b>Stanley and Karen Pigman Engineering (cont.)</b>				
Manufacturing Systems Engineering (cont.)	MFS 556	Per Credit Hour	\$61.66	\$62.58
	MFS 578	Per Credit Hour	\$61.66	\$62.58
	MFS 581	Per Credit Hour	\$61.66	\$62.58
	MFS 583	Per Credit Hour	\$61.66	\$62.58
	MFS 599	Per Credit Hour	\$61.66	\$62.58
	MFS 605	Per Credit Hour	\$61.66	\$62.58
	MFS 606	Per Credit Hour	\$61.66	\$62.58
	MFS 607	Per Credit Hour	\$61.66	\$62.58
	MFS 611	Per Credit Hour	\$61.66	\$62.58
	MFS 613	Per Credit Hour	\$61.66	\$62.58
	MFS 699	Per Credit Hour	\$61.66	\$62.58
	MFS 748	Per Credit Hour	\$61.66	\$62.58
	MFS 780	Per Credit Hour	\$61.66	\$62.58
	MFS 784	Per Credit Hour	\$61.66	\$62.58
Mechanical Engineering	AER 220	Per Credit Hour	\$61.66	\$62.58
	AER 245	Per Credit Hour	\$61.66	\$62.58
	AER 251	Per Credit Hour	\$61.66	\$62.58
	AER 305	Per Credit Hour	\$61.66	\$62.58
	AER 310	Per Credit Hour	\$61.66	\$62.58
	AER 330	Per Credit Hour	\$61.66	\$62.58
	AER 355	Per Credit Hour	\$61.66	\$62.58
	AER 390	Per Credit Hour	\$61.66	\$62.58
	AER 513	Per Credit Hour	\$61.66	\$62.58
	AER 516	Per Credit Hour	\$61.66	\$62.58
	AER 531	Per Credit Hour	\$61.66	\$62.58
	AER 590	Per Credit Hour	\$61.66	\$62.58
	AER 599	Per Credit Hour	\$61.66	\$62.58
	AER 632	Per Credit Hour	\$61.66	\$62.58
	AER 676	Per Credit Hour	\$61.66	\$62.58
	AER 692	Per Credit Hour	\$61.66	\$62.58
	AER 699	Per Credit Hour	\$61.66	\$62.58
	AER 767	Per Credit Hour	\$61.66	\$62.58

# Student Fees

## UNIVERSITY OF KENTUCKY

Area/College/Unit	Course / Description	Assessment	2024-25	2025-26
<b>Stanley and Karen Pigman Engineering (cont.)</b>				
Mechanical Engineering (cont.)	AER 768	Per Credit Hour	\$61.66	\$62.58
	AER 780	Per Credit Hour	\$61.66	\$62.58
	AER 799	Per Credit Hour	\$61.66	\$62.58
	EM 221	Per Credit Hour	\$61.66	\$62.58
	EM 302	Per Credit Hour	\$61.66	\$62.58
	EM 313	Per Credit Hour	\$61.66	\$62.58
	ME 205	Per Credit Hour	\$61.66	\$62.58
	ME 220	Per Credit Hour	\$61.66	\$62.58
	ME 251	Per Credit Hour	\$61.66	\$62.58
	ME 310	Per Credit Hour	\$61.66	\$62.58
	ME 311	Per Credit Hour	\$61.66	\$62.58
	ME 321	Per Credit Hour	\$61.66	\$62.58
	ME 325	Per Credit Hour	\$61.66	\$62.58
	ME 330	Per Credit Hour	\$61.66	\$62.58
	ME 340	Per Credit Hour	\$61.66	\$62.58
	ME 344	Per Credit Hour	\$61.66	\$62.58
	ME 380	Per Credit Hour	\$61.66	\$62.58
	ME 395	Per Credit Hour	\$61.66	\$62.58
	ME 411	Per Credit Hour	\$61.66	\$62.58
	ME 412	Per Credit Hour	\$61.66	\$62.58
	ME 416	Per Credit Hour	\$61.66	\$62.58
	ME 417	Per Credit Hour	\$61.66	\$62.58
	ME 418	Per Credit Hour	\$61.66	\$62.58
	ME 440	Per Credit Hour	\$61.66	\$62.58
	ME 501	Per Credit Hour	\$61.66	\$62.58
	ME 503	Per Credit Hour	\$61.66	\$62.58
	ME 505	Per Credit Hour	\$61.66	\$62.58
	ME 506	Per Credit Hour	\$61.66	\$62.58
	ME 507	Per Credit Hour	\$61.66	\$62.58
	ME 508	Per Credit Hour	\$61.66	\$62.58
	ME 510	Per Credit Hour	\$61.66	\$62.58
	ME 511	Per Credit Hour	\$61.66	\$62.58

# Student Fees

## UNIVERSITY OF KENTUCKY

Area/College/Unit	Course / Description	Assessment	2024-25	2025-26
<b>Stanley and Karen Pigman Engineering (cont.)</b>				
Mechanical Engineering (cont.)	ME 512	Per Credit Hour	\$61.66	\$62.58
	ME 513	Per Credit Hour	\$61.66	\$62.58
	ME 514	Per Credit Hour	\$61.66	\$62.58
	ME 515	Per Credit Hour	\$61.66	\$62.58
	ME 516	Per Credit Hour	\$61.66	\$62.58
	ME 526	Per Credit Hour	\$61.66	\$62.58
	ME 530	Per Credit Hour	\$61.66	\$62.58
	ME 531	Per Credit Hour	\$61.66	\$62.58
	ME 532	Per Credit Hour	\$61.66	\$62.58
	ME 548	Per Credit Hour	\$61.66	\$62.58
	ME 549	Per Credit Hour	\$61.66	\$62.58
	ME 555	Per Credit Hour	\$61.66	\$62.58
	ME 556	Per Credit Hour	\$61.66	\$62.58
	ME 560	Per Credit Hour	\$61.66	\$62.58
	ME 563	Per Credit Hour	\$61.66	\$62.58
	ME 565	Per Credit Hour	\$61.66	\$62.58
	ME 578	Per Credit Hour	\$61.66	\$62.58
	ME 580	Per Credit Hour	\$61.66	\$62.58
	ME 583	Per Credit Hour	\$61.66	\$62.58
	ME 590	Per Credit Hour	\$61.66	\$62.58
	ME 599	Per Credit Hour	\$61.66	\$62.58
	ME 601	Per Credit Hour	\$61.66	\$62.58
	ME 602	Per Credit Hour	\$61.66	\$62.58
	ME 603	Per Credit Hour	\$61.66	\$62.58
	ME 605	Per Credit Hour	\$61.66	\$62.58
	ME 606	Per Credit Hour	\$61.66	\$62.58
	ME 607	Per Credit Hour	\$61.66	\$62.58
	ME 610	Per Credit Hour	\$61.66	\$62.58
	ME 611	Per Credit Hour	\$61.66	\$62.58
	ME 613	Per Credit Hour	\$61.66	\$62.58
	ME 620	Per Credit Hour	\$61.66	\$62.58
	ME 626	Per Credit Hour	\$61.66	\$62.58



# Student Fees

## UNIVERSITY OF KENTUCKY

Area/College/Unit	Course / Description	Assessment	2024-25	2025-26
<b>Stanley and Karen Pigman Engineering (cont.)</b>				
Mechanical Engineering (cont.)	ME 627	Per Credit Hour	\$61.66	\$62.58
	ME 628	Per Credit Hour	\$61.66	\$62.58
	ME 631	Per Credit Hour	\$61.66	\$62.58
	ME 634	Per Credit Hour	\$61.66	\$62.58
	ME 641	Per Credit Hour	\$61.66	\$62.58
	ME 644	Per Credit Hour	\$61.66	\$62.58
	ME 645	Per Credit Hour	\$61.66	\$62.58
	ME 647	Per Credit Hour	\$61.66	\$62.58
	ME 651	Per Credit Hour	\$61.66	\$62.58
	ME 672	Per Credit Hour	\$61.66	\$62.58
	ME 681	Per Credit Hour	\$61.66	\$62.58
	ME 690	Per Credit Hour	\$61.66	\$62.58
	ME 691	Per Credit Hour	\$61.66	\$62.58
	ME 692	Per Credit Hour	\$61.66	\$62.58
	ME 699	Per Credit Hour	\$61.66	\$62.58
	ME 748	Per Credit Hour	\$61.66	\$62.58
	ME 749	Per Credit Hour	\$61.66	\$62.58
	ME 767	Per Credit Hour	\$61.66	\$62.58
	ME 768	Per Credit Hour	\$61.66	\$62.58
	ME 769	Per Credit Hour	\$61.66	\$62.58
	ME 780	Per Credit Hour	\$61.66	\$62.58
	ME 790	Per Credit Hour	\$61.66	\$62.58
	ME 799	Per Credit Hour	\$61.66	\$62.58
Mining Engineering	MNG 191	Per Credit Hour	\$61.66	\$62.58
	MNG 201	Per Credit Hour	\$61.66	\$62.58
	MNG 211	Per Credit Hour	\$61.66	\$62.58
	MNG 260	Per Credit Hour	\$61.66	\$62.58
	MNG 264	Per Credit Hour	\$61.66	\$62.58
	MNG 291	Per Credit Hour	\$61.66	\$62.58
	MNG 301	Per Credit Hour	\$61.66	\$62.58
	MNG 302	Per Credit Hour	\$61.66	\$62.58
	MNG 303	Per Credit Hour	\$61.66	\$62.58

# Student Fees

## UNIVERSITY OF KENTUCKY

Area/College/Unit	Course / Description	Assessment	2024-25	2025-26
<b>Stanley and Karen Pigman Engineering (cont.)</b>				
Mining Engineering (cont.)	MNG 311	Per Credit Hour	\$61.66	\$62.58
	MNG 322	Per Credit Hour	\$61.66	\$62.58
	MNG 331	Per Credit Hour	\$61.66	\$62.58
	MNG 332	Per Credit Hour	\$61.66	\$62.58
	MNG 335	Per Credit Hour	\$61.66	\$62.58
	MNG 341	Per Credit Hour	\$61.66	\$62.58
	MNG 351	Per Credit Hour	\$61.66	\$62.58
	MNG 371	Per Credit Hour	\$61.66	\$62.58
	MNG 395	Per Credit Hour	\$61.66	\$62.58
	MNG 431	Per Credit Hour	\$61.66	\$62.58
	MNG 435	Per Credit Hour	\$61.66	\$62.58
	MNG 463	Per Credit Hour	\$61.66	\$62.58
	MNG 511	Per Credit Hour	\$61.66	\$62.58
	MNG 515	Per Credit Hour	n/a	\$62.58
	MNG 520	Per Credit Hour	\$61.66	\$62.58
	MNG 531	Per Credit Hour	\$61.66	\$62.58
	MNG 535	Per Credit Hour	\$61.66	\$62.58
	MNG 541	Per Credit Hour	\$61.66	\$62.58
	MNG 542	Per Credit Hour	\$61.66	\$62.58
	MNG 551	Per Credit Hour	\$61.66	\$62.58
	MNG 552	Per Credit Hour	\$61.66	\$62.58
	MNG 555	Per Credit Hour	\$61.66	\$62.58
	MNG 570	Per Credit Hour	\$61.66	\$62.58
	MNG 575	Per Credit Hour	\$61.66	\$62.58
	MNG 580	Per Credit Hour	\$61.66	\$62.58
	MNG 585	Per Credit Hour	\$61.66	\$62.58
	MNG 591	Per Credit Hour	\$61.66	\$62.58
	MNG 592	Per Credit Hour	\$61.66	\$62.58
	MNG 599	Per Credit Hour	\$61.66	\$62.58
	MNG 621	Per Credit Hour	\$61.66	\$62.58
	MNG 625	Per Credit Hour	\$61.66	\$62.58
	MNG 635	Per Credit Hour	\$61.66	\$62.58

# Student Fees

## UNIVERSITY OF KENTUCKY

Area/College/Unit	Course / Description	Assessment	2024-25	2025-26
<b>Stanley and Karen Pigman Engineering (cont.)</b>				
Mining Engineering (cont.)	MNG 641	Per Credit Hour	\$61.66	\$62.58
	MNG 655	Per Credit Hour	\$61.66	\$62.58
	MNG 690	Per Credit Hour	\$61.66	\$62.58
	MNG 691	Per Credit Hour	\$61.66	\$62.58
	MNG 699	Per Credit Hour	\$61.66	\$62.58
	MNG 748	Per Credit Hour	\$61.66	\$62.58
	MNG 749	Per Credit Hour	\$61.66	\$62.58
	MNG 767	Per Credit Hour	\$61.66	\$62.58
	MNG 768	Per Credit Hour	\$61.66	\$62.58
	MNG 769	Per Credit Hour	\$61.66	\$62.58
	MNG 771	Per Credit Hour	\$61.66	\$62.58
	MNG 780	Per Credit Hour	\$61.66	\$62.58
	MNG 790	Per Credit Hour	\$61.66	\$62.58
<b>Fine Arts</b>				
Art	A-E 120	Per Course	\$25.76	\$26.15
	A-E 200	Per Course	\$15.45	\$15.68
	A-E 538	Per Course	\$15.45	\$15.68
	A-E 576	Per Course	\$15.91	n/a
	A-E 578	Per Course	\$15.91	\$16.15
	A-E 670	Per Course	\$15.45	n/a
	A-E 675	Per Course	\$15.45	n/a
	A-H 106	Per Course	\$10.30	\$10.46
	A-S 102	Per Course	\$36.06	\$36.60
	A-S 103	Per Course	\$74.28	\$75.39
	A-S 130	Per Course	\$36.06	\$36.60
	A-S 200	Per Course	\$100.81	\$102.32
	A-S 245	Per Course	\$53.06	\$53.86
	A-S 270	Per Course	\$128.78	\$130.71
	A-S 285	Per Course	\$53.06	\$53.86
	A-S 300	Per Course	\$74.28	\$75.39
	A-S 305	Per Course	\$74.28	\$75.39
	A-S 306	Per Course	\$103.02	\$104.57

# Student Fees

## UNIVERSITY OF KENTUCKY

Area/College/Unit	Course / Description	Assessment	2024-25	2025-26
<b>Fine Arts (cont.)</b>				
Art (cont.)	A-S 310	Per Course	\$41.21	\$41.83
	A-S 311	Per Course	n/a	\$53.86
	A-S 320	Per Course	\$77.27	\$78.42
	A-S 321	Per Course	\$77.27	\$78.42
	A-S 322	Per Course	\$77.27	\$78.42
	A-S 330	Per Course	\$36.06	\$36.60
	A-S 331	Per Course	\$53.06	\$53.86
	A-S 335	Per Course	\$79.58	\$80.77
	A-S 340	Per Course	\$79.58	\$80.77
	A-S 341	Per Course	\$79.58	\$80.77
	A-S 342	Per Course	\$79.58	\$80.77
	A-S 343	Per Course	\$79.58	\$80.77
	A-S 345	Per Course	\$53.06	\$53.86
	A-S 346	Per Course	\$103.02	\$104.57
	A-S 347	Per Course	\$103.02	\$104.57
	A-S 348	Per Course	\$103.02	\$104.57
	A-S 349	Per Course	\$103.02	\$104.57
	A-S 350	Per Course	\$180.29	\$182.99
	A-S 351	Per Course	\$180.29	\$182.99
	A-S 352	Per Course	\$180.29	\$182.99
	A-S 355	Per Course	\$169.98	\$172.53
	A-S 360	Per Course	\$206.04	\$209.13
	A-S 361	Per Course	\$206.04	\$209.13
	A-S 364	Per Course	\$103.02	\$104.57
	A-S 365	Per Course	\$103.02	\$104.57
	A-S 366	Per Course	\$103.02	\$104.57
	A-S 367	Per Course	\$103.02	\$104.57
	A-S 370	Per Course	\$175.13	\$177.76
	A-S 371	Per Course	\$175.13	\$177.76
	A-S 380	Per Course	\$61.81	\$62.74
	A-S 381	Per Course	\$56.66	\$57.51
	A-S 384	Per Course	\$128.78	\$130.71

# Student Fees

## UNIVERSITY OF KENTUCKY

Area/College/Unit	Course / Description	Assessment	2024-25	2025-26
<b>Fine Arts (cont.)</b>				
Art (cont.)	A-S 385	Per Course	\$53.06	\$53.86
	A-S 386	Per Course	\$128.78	\$130.71
	A-S 387	Per Course	\$74.28	\$75.39
	A-S 390	Per Course	\$63.67	\$64.62
	A-S 446	Per Course	\$103.02	\$104.57
	A-S 490	Per Course	\$20.60	\$20.91
	A-S 510	Per Course	n/a	\$53.86
	A-S 511	Per Course	n/a	\$53.86
	A-S 520	Per Course	\$77.27	\$78.42
	A-S 521	Per Course	\$77.27	\$78.42
	A-S 530	Per Course	\$36.06	\$36.60
	A-S 535	Per Course	\$79.58	\$80.77
	A-S 540	Per Course	\$79.58	\$80.77
	A-S 541	Per Course	\$79.58	\$80.77
	A-S 546	Per Course	\$51.51	\$52.28
	A-S 547	Per Course	n/a	\$50.00
	A-S 549	Per Course	\$103.02	\$104.57
	A-S 550	Per Course	\$180.29	\$182.99
	A-S 551	Per Course	\$180.29	\$182.99
	A-S 552	Per Course	\$180.29	\$182.99
	A-S 560	Per Course	\$206.04	\$209.13
	A-S 561	Per Course	\$206.04	\$209.13
	A-S 564	Per Course	\$103.02	\$104.57
	A-S 567	Per Course	\$103.02	\$104.57
	A-S 570	Per Course	\$175.13	\$177.76
	A-S 571	Per Course	\$175.13	\$177.76
	A-S 580	Per Course	\$61.81	\$62.74
	A-S 581	Per Course	\$61.81	\$62.74
	A-S 584	Per Course	\$128.78	\$130.71
	A-S 586	Per Course	\$61.81	\$62.74
	A-S 587	Per Course	\$74.28	\$75.39
	A-S 610	Per Course	n/a	\$53.86

# Student Fees

## UNIVERSITY OF KENTUCKY

Area/College/Unit	Course / Description	Assessment	2024-25	2025-26
<b>Fine Arts (cont.)</b>				
Art (cont.)	A-S 611	Per Course	n/a	\$53.86
	A-S 620	Per Course	\$77.27	\$78.42
	A-S 621	Per Course	\$77.27	\$78.42
	A-S 646	Per Course	\$51.51	\$52.28
	A-S 650	Per Course	\$180.29	\$182.99
	A-S 651	Per Course	\$180.29	\$182.99
	A-S 660	Per Course	\$206.04	\$209.13
	A-S 661	Per Course	\$206.04	\$209.13
	A-S 670	Per Course	\$175.13	\$177.76
	A-S 671	Per Course	\$175.13	\$177.76
	A-S 680	Per Course	\$61.81	\$62.74
	A-S 681	Per Course	\$61.81	\$62.74
	A-S 687	Per Course	\$74.28	\$75.39
	A-S 720	Per Course	\$77.27	\$78.42
	A-S 740	Per Course	\$180.29	\$182.99
	A-S 750	Per Course	\$206.04	\$209.13
	A-S 770	Per Course	\$175.13	\$177.76
	A-S 777	Per Course	\$51.51	\$52.28
	A-S 779	Per Course	\$113.32	\$115.02
	A-S 780	Per Course	\$113.32	\$115.02
	Camera Battery Charger Replacement fee	Per Student	n/a	\$60.00
	Camera Battery Replacement fee	Per Student	n/a	\$75.00
	DLSR Camera Replacement fee	Per Student	\$822.35	\$834.69
	Lighting Kit Replacement fee	Per Student	\$795.83	\$807.77
	Monolight Replacement fee	Per Student	n/a	\$275.00
	Photo Tripod Replacement fee	Per Student	n/a	\$325.00
	Tablet Replacement fee	Per Student	\$408.53	\$414.66
	Video Mic Replacement fee	Per Student	\$132.64	\$134.63
	Video Tripod Arm Replacement fee	Per Student	n/a	\$50.00
	Video Tripod Replacement fee	Per Student	n/a	\$650.00
	Wireless Mic Set Replacement fee	Per Student	n/a	\$300.00
	Zoom Recorder Replacement fee	Per Student	n/a	\$350.00

# Student Fees

## UNIVERSITY OF KENTUCKY

Area/College/Unit	Course / Description	Assessment	2024-25	2025-26
<b>Fine Arts (cont.)</b>				
Arts Administration	AAD 150	Per Course	\$74.28	\$75.39
	AAD 240	Per Course	\$42.45	\$43.09
	AAD 500	Per Course	n/a	\$26.93
	AAD 600	Per Course	\$79.58	\$80.77
	AAD 620	Per Course	\$26.53	\$26.93
	AAD 625	Per Course	n/a	\$42.44
	AAD 630	Per Course	\$42.44	\$43.08
	AAD 650	Per Course	\$42.44	\$43.08
Music	MUP 101	Per Course	\$116.45	\$118.20
	MUP 102	Per Course	\$116.45	\$118.20
	MUP 103	Per Course	\$116.45	\$118.20
	MUP 104	Per Course	\$116.45	\$118.20
	MUP 105	Per Course	\$116.45	\$118.20
	MUP 106	Per Course	\$116.45	\$118.20
	MUP 107	Per Course	\$116.45	\$118.20
	MUP 108	Per Course	\$116.45	\$118.20
	MUP 109	Per Course	\$116.45	\$118.20
	MUP 110	Per Course	\$116.45	\$118.20
	MUP 111	Per Course	\$116.45	\$118.20
	MUP 112	Per Course	\$116.45	\$118.20
	MUP 113	Per Course	\$116.45	\$118.20
	MUP 114	Per Course	\$116.45	\$118.20
	MUP 115	Per Course	\$116.45	\$118.20
	MUP 116	Per Course	\$116.45	\$118.20
	MUP 117	Per Course	\$116.45	\$118.20
	MUP 118	Per Course	\$116.45	\$118.20
	MUP 119	Per Course	\$116.45	\$118.20
	MUP 120	Per Course	\$116.45	\$118.20
	MUP 123	Per Course	\$515.10	\$522.83
	MUP 201	Per Course	\$116.45	\$118.20
	MUP 202	Per Course	\$116.45	\$118.20
	MUP 203	Per Course	\$116.45	\$118.20

# Student Fees

## UNIVERSITY OF KENTUCKY

Area/College/Unit	Course / Description	Assessment	2024-25	2025-26
<b>Fine Arts (cont.)</b>				
Music (cont.)	MUP 204	Per Course	\$116.45	\$118.20
	MUP 205	Per Course	\$116.45	\$118.20
	MUP 206	Per Course	\$116.45	\$118.20
	MUP 207	Per Course	\$116.45	\$118.20
	MUP 208	Per Course	\$116.45	\$118.20
	MUP 209	Per Course	\$116.45	\$118.20
	MUP 210	Per Course	\$116.45	\$118.20
	MUP 211	Per Course	\$116.45	\$118.20
	MUP 212	Per Course	\$116.45	\$118.20
	MUP 213	Per Course	\$116.45	\$118.20
	MUP 214	Per Course	\$116.45	\$118.20
	MUP 215	Per Course	\$116.45	\$118.20
	MUP 216	Per Course	\$116.45	\$118.20
	MUP 217	Per Course	\$116.45	\$118.20
	MUP 218	Per Course	\$116.45	\$118.20
	MUP 219	Per Course	\$116.45	\$118.20
	MUP 220	Per Course	\$116.45	\$118.20
	MUP 223	Per Course	\$515.10	\$522.83
	MUP 301	Per Course	\$116.45	\$118.20
	MUP 302	Per Course	\$116.45	\$118.20
	MUP 303	Per Course	\$116.45	\$118.20
	MUP 304	Per Course	\$116.45	\$118.20
	MUP 305	Per Course	\$116.45	\$118.20
	MUP 306	Per Course	\$116.45	\$118.20
	MUP 307	Per Course	\$116.45	\$118.20
	MUP 308	Per Course	\$116.45	\$118.20
	MUP 309	Per Course	\$116.45	\$118.20
	MUP 310	Per Course	\$116.45	\$118.20
	MUP 311	Per Course	\$116.45	\$118.20
	MUP 312	Per Course	\$116.45	\$118.20
	MUP 313	Per Course	\$116.45	\$118.20
	MUP 314	Per Course	\$116.45	\$118.20



# Student Fees

## UNIVERSITY OF KENTUCKY

Area/College/Unit	Course / Description	Assessment	2024-25	2025-26
<b>Fine Arts (cont.)</b>				
Music (cont.)	MUP 315	Per Course	\$116.45	\$118.20
	MUP 316	Per Course	\$116.45	\$118.20
	MUP 317	Per Course	\$116.45	\$118.20
	MUP 318	Per Course	\$116.45	\$118.20
	MUP 319	Per Course	\$116.45	\$118.20
	MUP 320	Per Course	\$116.45	\$118.20
	MUP 321	Per Course	\$116.45	\$118.20
	MUP 322	Per Course	\$116.45	\$118.20
	MUP 323	Per Course	\$515.10	\$522.83
	MUP 401	Per Course	\$116.45	\$118.20
	MUP 402	Per Course	\$116.45	\$118.20
	MUP 403	Per Course	\$116.45	\$118.20
	MUP 404	Per Course	\$116.45	\$118.20
	MUP 405	Per Course	\$116.45	\$118.20
	MUP 406	Per Course	\$116.45	\$118.20
	MUP 407	Per Course	\$116.45	\$118.20
	MUP 408	Per Course	\$116.45	\$118.20
	MUP 409	Per Course	\$116.45	\$118.20
	MUP 410	Per Course	\$116.45	\$118.20
	MUP 411	Per Course	\$116.45	\$118.20
	MUP 412	Per Course	\$116.45	\$118.20
	MUP 413	Per Course	\$116.45	\$118.20
	MUP 414	Per Course	\$116.45	\$118.20
	MUP 415	Per Course	\$116.45	\$118.20
	MUP 416	Per Course	\$116.45	\$118.20
	MUP 417	Per Course	\$116.45	\$118.20
	MUP 418	Per Course	\$116.45	\$118.20
	MUP 419	Per Course	\$116.45	\$118.20
	MUP 420	Per Course	\$116.45	\$118.20
	MUP 422	Per Course	\$116.45	\$118.20
	MUP 423	Per Course	\$515.10	\$522.83
	MUP 430	Per Course	\$116.45	\$118.20

# Student Fees

## UNIVERSITY OF KENTUCKY

Area/College/Unit	Course / Description	Assessment	2024-25	2025-26
<b>Fine Arts (cont.)</b>				
Music (cont.)	MUP 501	Per Course	\$116.45	\$118.20
	MUP 502	Per Course	\$116.45	\$118.20
	MUP 503	Per Course	\$116.45	\$118.20
	MUP 504	Per Course	\$116.45	\$118.20
	MUP 505	Per Course	\$116.45	\$118.20
	MUP 506	Per Course	\$116.45	\$118.20
	MUP 507	Per Course	\$116.45	\$118.20
	MUP 508	Per Course	\$116.45	\$118.20
	MUP 509	Per Course	\$116.45	\$118.20
	MUP 510	Per Course	\$116.45	\$118.20
	MUP 511	Per Course	\$116.45	\$118.20
	MUP 512	Per Course	\$116.45	\$118.20
	MUP 513	Per Course	\$116.45	\$118.20
	MUP 514	Per Course	\$116.45	\$118.20
	MUP 515	Per Course	\$116.45	\$118.20
	MUP 516	Per Course	\$116.45	\$118.20
	MUP 517	Per Course	\$116.45	\$118.20
	MUP 518	Per Course	\$116.45	\$118.20
	MUP 519	Per Course	\$116.45	\$118.20
	MUP 520	Per Course	\$116.45	\$118.20
	MUP 521	Per Course	\$116.45	\$118.20
	MUP 522	Per Course	\$116.45	\$118.20
	MUP 523	Per Course	\$116.45	\$118.20
	MUP 530	Per Course	\$116.45	\$118.20
	MUP 558	Per Course	\$116.45	\$118.20
	MUP 601	Per Course	\$116.45	\$118.20
	MUP 602	Per Course	\$116.45	\$118.20
	MUP 603	Per Course	\$116.45	\$118.20
	MUP 604	Per Course	\$116.45	\$118.20
	MUP 605	Per Course	\$116.45	\$118.20
	MUP 606	Per Course	\$116.45	\$118.20
	MUP 607	Per Course	\$116.45	\$118.20

# Student Fees

## UNIVERSITY OF KENTUCKY

Area/College/Unit	Course / Description	Assessment	2024-25	2025-26
<b>Fine Arts (cont.)</b>				
Music (cont.)	MUP 608	Per Course	\$116.45	\$118.20
	MUP 609	Per Course	\$116.45	\$118.20
	MUP 610	Per Course	\$116.45	\$118.20
	MUP 611	Per Course	\$116.45	\$118.20
	MUP 612	Per Course	\$116.45	\$118.20
	MUP 613	Per Course	\$116.45	\$118.20
	MUP 614	Per Course	\$116.45	\$118.20
	MUP 615	Per Course	\$116.45	\$118.20
	MUP 616	Per Course	\$116.45	\$118.20
	MUP 617	Per Course	\$116.45	\$118.20
	MUP 618	Per Course	\$116.45	\$118.20
	MUP 619	Per Course	\$116.45	\$118.20
	MUP 620	Per Course	\$116.45	\$118.20
	MUP 622	Per Course	\$116.45	\$118.20
	MUP 623	Per Course	\$515.10	\$522.83
	MUP 630	Per Course	\$116.45	\$118.20
	MUP 658	Per Course	\$116.45	\$118.20
	MUP 701	Per Course	\$116.45	\$118.20
	MUP 702	Per Course	\$116.45	\$118.20
	MUP 703	Per Course	\$116.45	\$118.20
	MUP 704	Per Course	\$116.45	\$118.20
	MUP 705	Per Course	\$116.45	\$118.20
	MUP 706	Per Course	\$116.45	\$118.20
	MUP 708	Per Course	\$116.45	\$118.20
	MUP 709	Per Course	\$116.45	\$118.20
	MUP 710	Per Course	\$116.45	\$118.20
	MUP 711	Per Course	\$116.45	\$118.20
	MUP 712	Per Course	\$116.45	\$118.20
	MUP 713	Per Course	\$116.45	\$118.20
	MUP 714	Per Course	\$116.45	\$118.20
	MUP 716	Per Course	\$116.45	\$118.20
	MUP 717	Per Course	\$116.45	\$118.20

# Student Fees

## UNIVERSITY OF KENTUCKY

Area/College/Unit	Course / Description	Assessment	2024-25	2025-26
<b>Fine Arts (cont.)</b>				
Music (cont.)	MUP 718	Per Course	\$116.45	\$118.20
	MUP 730	Per Course	\$116.45	\$118.20
	MUP 758	Per Course	\$116.45	\$118.20
	Musical instrument repair fee	Per Student	\$102.00	\$103.53
	Musical instrument replacement fee - alto sax	Per Student	\$1,249.50	\$1,268.24
	Musical instrument replacement fee - clarinet	Per Student	\$535.50	\$543.53
	Musical instrument replacement fee - flute	Per Student	\$504.90	\$512.47
	Musical instrument replacement fee - horn	Per Student	\$1,841.10	\$1,868.72
	Musical instrument replacement fee - trombone	Per Student	\$712.98	\$723.67
	Musical instrument replacement fee - trumpet	Per Student	\$712.98	\$723.67
Theatre	TA 260	Per Course	\$47.39	\$48.10
	TA 265	Per Course	\$47.39	\$48.10
	TA 470	Per Course	\$47.39	\$48.10
	TAD 141	Per Course	\$30.91	\$31.37
	TAD 142	Per Course	\$30.91	\$31.37
	TAD 241	Per Course	\$30.91	\$31.37
	TAD 242	Per Course	\$30.91	\$31.37
<b>Graduate School</b>				
Graduate School	Base dissertation fee	Per Student	\$85.00	\$85.00
	Base thesis fee	Per Student	\$25.00	\$25.00
	Domestic application fee	Per Student	\$65.00	\$65.00
	International application fee	Per Student	\$75.00	\$75.00
<b>Health Sciences</b>				
Athletic Training	AT 601	Per Course	\$150.00	\$150.00
	Seat fee. This is a nonrefundable tuition deposit for incoming students.	Per Student	\$150.00	\$150.00
Clinical Lab Sciences	MLS 465	Per Course	\$200.00	\$200.00
	MLS 467	Per Course	\$200.00	\$200.00
Clinical Leadership Management	Application fee	Per Student	\$25.00	n/a
	CLM 345	Per Course	n/a	\$25.00
Communication Disorders	Application fee	Per Student	\$60.00	\$60.00
	CD 654	Per Course	\$35.00	\$35.00

# Student Fees

## UNIVERSITY OF KENTUCKY

Area/College/Unit	Course / Description	Assessment	2024-25	2025-26
<b>Health Sciences (cont.)</b>				
Communication Disorders (cont.)	CD 657	Per Course	\$75.00	\$75.00
	CD 659	Per Course	\$75.00	\$75.00
	Seat fee. This is a nonrefundable tuition deposit for incoming in state students.	Per Student	n/a	\$500.00
	Seat fee. This is a nonrefundable tuition deposit for incoming out of state students.	Per Student	n/a	\$1,000.00
Human Health Sciences	Application fee	Per Student	\$50.00	n/a
	HHS 361	Per Course	n/a	\$25.00
Medical Laboratory Science	Application fee	Per Student	\$60.00	n/a
	MLS 466	Per Course	\$200.00	\$200.00
	MLS 468	Per Course	\$200.00	\$200.00
	MLS 469	Per Course	\$200.00	\$200.00
Physical Therapy	Application fee	Per Student	\$100.00	\$100.00
	Seat fee. This is a nonrefundable tuition deposit for incoming in state students.	Per Student	\$500.00	\$500.00
	Seat fee. This is a nonrefundable tuition deposit for incoming out of state students.	Per Student	\$1,000.00	\$1,000.00
Physician Assistant Studies	Application fee	Per Student	\$75.00	\$75.00
	Instrument kit, first year	Per Student	\$850.00	\$850.00
	Seat fee. This is a nonrefundable tuition deposit for incoming in state students.	Per Student	\$500.00	\$500.00
	Seat fee. This is a nonrefundable tuition deposit for incoming out of state students.	Per Student	\$1,000.00	\$1,000.00
<b>J. David Rosenberg Law</b>				
Law	Application fee	Per Student	\$50.00	\$50.00
<b>Lewis Honors College</b>				
Honors	Fall 2017 and subsequent cohorts	Per Semester	\$250.00	\$250.00
<b>Libraries</b>				
Overdue fines	Laptops - per hour per day	Per Student	\$10.20	\$10.20
	Periodicals - per item per day	Per Student	\$2.00	\$2.00
	Reserves - per hour per day	Per Student	\$0.60	\$0.60
Replacements	Book - default price	Per Student	\$100.00	\$100.00

# Student Fees

## UNIVERSITY OF KENTUCKY

Area/College/Unit	Course / Description	Assessment	2024-25	2025-26
<b>Libraries (cont.)</b>				
Replacements (cont.)	Various other items (AV materials, etc.)	Per Student	\$10.00	\$10.00
<b>Medicine</b>				
Office of Medical Education	Application fee	Per Student	\$50.00	\$50.00
	Student disability insurance fee - all entering students	Per Student	\$58.00	\$58.00
	Visiting student application fee	Per Student	\$75.00	\$75.00
<b>Nursing</b>				
Nursing	NUR 905	Per Course	\$52.00	\$52.50
	NUR 923	Per Course	\$75.00	\$76.00
	NUR 940	Per Course	\$85.50	n/a
	NUR 942	Per Course	\$207.00	\$210.00
	NUR 955	Per Course	\$85.50	n/a
	NUR 960	Per Course	\$85.50	n/a
	NUR 961	Per Course	\$256.00	\$259.50
	NUR 962	Per Course	\$256.00	\$259.50
	NUR 965	Per Course	\$85.50	n/a
	SFA 205	Per Course	n/a	\$227.00
	Application Fee for Nursing Student Candidate Assesement	Per Student	\$51.00	\$51.50
	DNP/MSN/Grad Certificate Program Fee	Per Semester	n/a	\$60.00
	State Registered Nurse Aide (SRNA) Program	Per Student	\$800.00	\$800.00
	Traditional BSN and 2nd degree BSN students	Per Student	\$632.00	\$641.00
<b>Pharmacy</b>				
Pharmacy	Application fee	Per Student	\$80.00	\$80.00
<b>Public Health</b>				
Public Health	MPH courses for students also pursuing PharmD (BST 635, CPH 551, CPH 561, CPH 600, CPH 603, CPH 605, CPH 608, CPH 609, CPH 615, CPH 621, CPH 643, CPH 648, CPH 650, CPH 651, CPH 652, CPH 654, CPH 655, CPH 658, CPH 663, CPH 672, CPH 682, CPH 683, CPH 718, CPH 750, CPH 758, CPH 785)	Per Credit Hour	\$200.00	\$203.00
<b>Registrar</b>				
Registrar	Diploma shipping - international	Per Student	\$25 - \$95	\$25 - \$95
	Duplicate diploma	Per Student	\$25.00	\$25.00
	Late registration fee	Per Student	\$40.00	\$40.00

# Student Fees

## UNIVERSITY OF KENTUCKY

Area/College/Unit	Course / Description	Assessment	2024-25	2025-26
<b>Registrar (cont.)</b>				
Registrar (cont.)	Transcript fee	Per Student	\$10.00	\$10.00
<b>Social Work</b>				
Social Work	CJ 314	Per Course	\$77.25	n/a
	SW 444	Per Course	\$77.25	\$77.25
	SW 445	Per Course	\$77.25	\$77.25
	SW 640	Per Course	\$77.25	\$77.25
	SW 740	Per Course	\$77.25	\$77.25
	SW 741	Per Course	\$77.25	\$77.25
	SW 745	Per Course	\$77.25	\$77.25
	SW 746	Per Course	\$77.25	\$77.25
<b>UK International Center</b>				
International Affairs	Education abroad administrative fee	Per Student	\$100.00	\$100.00
	Education abroad application fee	Per Student	\$50.00	\$50.00
	F1/J1 immigration fee	Per Semester	\$125.00	\$125.00
	International Travel Insurance	Per Student	\$10.50	\$10.50
	National Student Exchange (NSE) Application Fee	Per Student	\$150.00	\$150.00
	National Student Exchange (NSE) Program Fee	Per Student	\$50.00	\$50.00
	Sponsored student fee	Per Semester	\$150.00	\$150.00

# Student Fees

## UNIVERSITY OF KENTUCKY

Area/College/Unit	Course / Description	Assessment	2024-25	2025-26
<b>UK Online Education</b>				
Distance Learning Fee	Assessed to graduate and professional students enrolled in courses offered through distance learning including online/Internet courses, off-campus courses, TV courses, compressed video, travel courses, etc.	Per Credit Hour	\$10.00	\$10.00
<b>STUDENT SUCCESS</b>				
Dean of Students	First Year Program Fee	Per Student	\$46.14	\$47.00
	Panhellenic and interfraternity council fee	Per Student	\$65.00	\$65.00
	United greek council and national panhellenic council fee	Per Student	\$30.00	\$30.00
Health and Wellness	Choices substance abuse course	Per Student	\$75 - \$150	\$75 - \$150
Student Organizations and Activities	Alternate service break fee	Per Student	\$300.00	\$300.00
	Dance Blue registration fee	Per Student	\$33.00	\$33.00
	Passport processing	Per Student	\$35.00	\$35.00
	Photo services	Per Student	\$12.00	\$12.00
Undergraduate Admissions	Application - domestic	Per Student	\$50.00	\$50.00
	Application - international	Per Student	\$60.00	\$60.00
	Freshman orientation fee	Per Student	\$125.00	\$125.00
	Transfer/readmission orientation fee	Per Student	\$25.00	\$25.00
<b>EVPHA</b>				
University Health Service	Health services provided on a "fee for service" basis	Per Student	\$5 - \$750	\$5-\$772.50
	Mental health patients who do not keep an appointment and do not cancel at least 24 hours in advance of scheduled appointment	Per Student	\$21.00	\$21.00



# Glossary

## UNIVERSITY OF KENTUCKY

**ACADEMIC PROGRAM** – an instructional program leading to an associate, bachelor, master, doctorate, or professional practice degree or resulting in credits that can be applied to one of these degrees.

**ACADEMIC SUPPORT** – a functional expense category for funds allocated to provide support services for the university's primary mission of instruction, research and public service. Academic support includes museums and galleries, audio-visual services, academic computing support, ancillary support, academic administration, academic personnel development and course and curriculum development.

**AFFILIATED CORPORATION** – a corporate entity over which the university exercises effective control by means of appointments to its board of directors and/or which could not exist or effectively operate in the absence of substantial assistance from the university. UK's Affiliated Corporations include: Central Kentucky Management Services, Inc.; UK Gluck Equine Research Foundation, Inc.; UK Humanities Foundation, Inc.; UK Mining Engineering Foundation, Inc. and UK Research Foundation.

**AGENCY BONDS** – debt instruments for which the debt service is paid by the university from agency funds.

**AGENCY FUNDS** – a definition used by the Commonwealth of Kentucky to designate institutional funds (excludes state appropriations and federal funds).

**APPLICATION FEE** – the amount of money that an institution charges for processing a student's application for admittance to the institution. This amount is not creditable toward tuition or required fees, nor is it refundable if the student is not admitted to the institution.

**ASSETS** – physical items (tangible) or rights (intangible) that have value and that are owned by the institution. Assets are useful to the institution because they are a source of future services or because they can be used to secure future benefits.

**AUXILIARY ENTERPRISES** – Self-supporting (revenues equal or exceed expenses) entities that sell goods or services to students, faculty and staff and charge fees directly related to, though not necessarily equal to, the cost of the goods or services provided. Examples include housing, dining, transportation services, athletics and student health services.

**AUXILIARY FUNDS** – Self-sustaining funds generated by entities for providing goods or services to university customers.

**BUDGET** – an estimate of income and expenditure for a set period of time.

**CAPITAL APPROPRIATIONS** – non-operating revenues appropriated to an institution by a governmental entity with the requirement that the funds be used primarily to acquire, construct or improve capital assets, including buildings, land, equipment and similar capital assets.

**CAPITAL ASSETS** – tangible or intangible assets that are capitalized under an institution's capitalization policy; some of these assets are subject to depreciation. These assets consist of land and land improvements, buildings, building improvements, machinery, equipment, infrastructure and all other assets that are used in operations and have initial useful lives extending beyond one year.

**CAPITAL GRANTS AND GIFTS** – revenues, other than capital appropriations, where a funding source external to the institution specifies that the funds be used primarily to acquire, construct or improve capital assets. Includes gifts designated for a capital project.

**CAPITAL OUTLAY** – The exchange of values involved in acquiring land, buildings, equipment or other permanent properties, or in their construction, development or permanent improvement.

**CAPITAL PROJECT** – the construction, reconstruction, acquisition, or structural maintenance of buildings or real property with a scope equal to or greater than \$1,000,000.

**CAPITAL TRANSFERS** – the transfer of funds to the plant fund group for capital projects and renewal and replacement reserves.

**CLINICAL OPERATIONS** – expenses that are associated with physician-based services.

**COUNTY APPROPRIATIONS** – funds received from local governments to support cooperative extension services.

# Glossary

## UNIVERSITY OF KENTUCKY

**DEBT SERVICE** – the payment of interest, principal and required contributions to reserves related to the future retirement of lawfully incurred debt.

**DESIGNATED FUNDS** – unrestricted general funds designated for a specific purpose by the governing board.

**DISTANCE LEARNING** – a formal educational process in which most of the instruction occurs when students and instructors are not in the same place. Instruction may be synchronous or asynchronous. A distance learning course may use the Internet; one-way and two-way transmissions through open broadcast, closed circuit, cable, microwave, broadband lines, fiber optics, satellite, or wireless communications devices; audio conferencing; or DVD's and CD-ROMs.

**ENDOWMENT INCOME** – income generated through the investment of the principal, or corpus, of an endowment. An endowment is a gift for which the donor has stipulated that the principal is to be invested for the purpose of producing present and future income, which may be expended or added to the principal.

**FALL COHORT** – a group of students entering in a fall term established for tracking purposes. This includes all undergraduate students who enter an institution as full-time, first-time degree, or certificate seeking, during the fall term of a given year.

**FEDERAL APPROPRIATIONS** – funds received from the federal government to support the land grant missions of research and extension.

**FEDERAL GRANTS** – transfers of money or property from the federal government to the university without a requirement to receive specific results in return. These grants may fund research, or they may be in the form of student financial aid.

**FIRST-TIME STUDENT (UNDERGRADUATE)** – a student who has no prior postsecondary experience attending any institution for the first time at the undergraduate level. This includes students enrolled in academic or occupational programs. It also includes students enrolled in the fall term who attended college for the first time in the prior summer term, and students who entered with advanced standing (college credits earned before graduation from high school).

**FIXED ASSETS** – assets that cannot readily be turned into cash without disrupting the operation of the institution. Fixed assets also include intangible assets consisting of certain nonmaterial rights and benefits of an institution, such as patents, copyrights, trademarks and goodwill.

**FRINGE BENEFITS** – employer provided non-wage compensation to employees such as coverage and contributions for health and life, retirement, social security, disability and workers compensation.

**FUND BALANCES** – the cumulative remaining balances from the previous fiscal years.

**GENERAL FUNDS** – unrestricted resources that are available for allocation in support of instruction, instructional support, general administration and physical plant. General Funds include, but are not limited to, tuition and fees revenue, state appropriations and investment income.

**GIFTS, GRANTS AND CONTRACTS** – funding received as donations, contributions and awards or contractual agreements to perform a service.

**GOVERNMENTAL ACCOUNTING STANDARDS BOARD (GASB)** – the independent organization that establishes accounting and financial reporting standards for U.S. state and local governments.

**INSTITUTIONAL SUPPORT** – a functional expense category that includes expenses for the day-to-day operational support of the institution. Includes expenses for general administrative services, central executive-level activities concerned with management and long-range planning, legal and fiscal operations, space management, employee personnel and records, logistical services such as purchasing and printing, public relations and development.

**INSTRUCTION** – a functional expense category that includes expenses of the colleges, schools, departments and other instructional units of the institution. Expenses for departmental research and public service, which are not separately budgeted. Includes general academic instruction, occupational and vocational instruction, community education, preparatory and adult basic education and regular, special and extension sessions.

# Glossary

## UNIVERSITY OF KENTUCKY

**INVESTMENT INCOME** – includes interest and dividends from short-term and overnight investments not reported under an endowment or any other non-expendable fund income.

**LAND-GRANT INSTITUTION** – a land-grant college or university is an institution that has been designated by its state legislature or Congress to receive the benefits of the Morrill Acts of 1862 and 1890. The original mission of these institutions, as set forth in the first Morrill Act, was to teach agriculture, military tactics and the mechanical arts as well as classical studies so that members of the working classes could obtain a liberal, practical education.

**LIBRARIES** – a functional expense category that includes expenses for all activities that directly support the collection, cataloging, storage and distribution of published materials in support of an institution's academic programs.

**LOCAL GOVERNMENT GRANTS AND CONTRACTS** – funds from local government agencies that are used for training programs and similar activities; funds are received under the terms of a grant or contract.

**MANDATED PROGRAM** – a program which meets most of the following criteria: not integral to the instructional mission of the institution; relatively unique among other state institutions (e.g., cooperative extension service or agricultural experiment station); could be operated by an agency other than a state college or university; created by external legal mandate, either through statute, resolution or executive order; and funded primarily with state appropriations.

**MANDATORY STUDENT FEES** – fees assessed to students regardless of degree level or program. Mandatory fees do not include those assessed to a student enrolled in a specific program or course (e.g., music, nursing and engineering) or administrative fees (e.g., late registration).

**MANDATORY TRANSFERS** – funds transferred to the retirement of indebtedness fund group to pay debt service on outstanding bonds (also see Debt Service).

**NON-GOVERNMENTAL GRANTS AND CONTRACTS** – funds received per contractual agreement from non-governmental sources, (e.g., Kentucky Medical Services Foundation, Inc.)

**NON-RECURRING FUNDS** – “one-time” funds, (e.g., Fund Balances).

**ON-CAMPUS COURSE** – a course that requires regular or periodic physical attendance on campus for instruction or assessment. The delivery mode(s) for an on-campus course may include traditional classroom, hybrid (e.g., traditional classroom and Internet, web-based), compressed video or satellite courses.

**ONLINE COURSE** – a course that is taught through the Internet, sometimes referred to as a web-based or web-delivered course. Online courses may be based on synchronous or asynchronous instruction and are a form of distance learning.

**OPERATING EXPENSES** – non-personnel expenditures directly attributable to the operation of the institution, including, but not limited to, supplies, travel, telecommunications and subscriptions.

**OPERATION AND MAINTENANCE** – funds allocated for the operation and maintenance of physical plant, including utilities, custodial service, safety and security, building, landscape and grounds maintenance.

**ORIGINAL PROPOSED BUDGET** – the planned budget for the upcoming fiscal year.

**OTHER FEES** – fees charged to students for a specific use or purpose, (e.g., course fees, lab fees, program fees, etc.).

**PERSONNEL SERVICES** – includes funds for salaries, wages and benefits.

**PUBLIC SERVICE** – a functional expense category that includes expenses incurred to provide non-instructional services beneficial to individuals outside the institution.

**RECHARGES/PASS THRU** – recharge funding comes from service centers that provide goods and/or services primarily to university departments for a fee based on actual incurred costs. Service center units must operate under Cost Accounting Standard rules and guidelines. Pass thrus are used to allocate costs from one central funding account to another account.

# Glossary

## UNIVERSITY OF KENTUCKY

**RECURRING FUNDS** – funds that are received each fiscal year, such as state appropriations and tuition and fees income.

**RESEARCH** – a functional expense category that includes expenses for activities specifically organized to produce research outcomes and commissioned by an agency either external to the institution or separately budgeted by an organizational unit within the institution.

**RESTRICTED FUNDS** – funds provided to an institution which have externally established limitations or stipulations placed on their use such as federal governmental appropriations for Agricultural Experiment Stations and the Agricultural Cooperative Extension Service, federal or state research grants and financial aid, and gifts.

**RETENTION RATE** – a measure of the rate at which students persist in their educational program at an institution, expressed as a percentage. For four-year institutions, this is the percentage of first-time degree-seeking undergraduates from the previous fall semester who are enrolled in the current fall semester.

**REVISED BUDGET** – the original budget as amended with recurring changes approved by the Board of Trustees.

**SALARIES AND WAGES** – amounts paid as compensation to employees - faculty, staff, part-time, full-time, regular and temporary employees and students. This includes regular or periodic payments to a person for the regular or periodic performance of work or a service and payments to a person for more sporadic performance of work or a service (overtime, extra compensation, summer compensation, bonuses, sick or annual leave, etc.).

**SALES AND SERVICES** – includes revenues derived from the sale of goods or services which are incidental to the conduct of instruction, research or public service. This category does not include revenues generated by hospitals operated by the institution. Examples of sales and services include film rentals, scientific and literary publications, testing services, the University Press, teaching clinics and dairy products.

**SCHOLARSHIPS** – grants-in-aid, trainee stipends or other monetary awards given to students.

**STATE APPROPRIATIONS** – includes funds received from or made available to an institution through acts of a state legislature. These do not include governmental grants or contracts.

**STATE BONDS** – debt instruments for which the Commonwealth of Kentucky pay the debt service.

**STATE GOVERNMENT GRANTS AND CONTRACTS** – funds from state government agencies that are used for training programs, research projects and similar activities; funds are received under the terms of a grant or contract.

**STUDENT SERVICES** – a functional expense category that includes funds allocated for student services administration, counseling and career guidance, financial aid administration, student admission and student records.

**TRANSFERS** – the movement of funds within the Current Funds (General, Auxiliary and Restricted) and movement of funds between fund groups (Current, Plant, Endowment, etc.).

**TUITION AND FEES** – student charges related to instruction. Charges for room, dining and other services rendered by auxiliary enterprises are not included in this category.

**UNDESIGNATED FUNDS** – general funds generated mainly from state appropriations, tuition and investment income that are used at the discretion of the university administration.



K Week celebration, August 2024

## UNIVERSITY OF KENTUCKY | OPERATING AND CAPITAL BUDGET | FY 2025-26

UNIVERSITY BUDGET OFFICE

107 MAIN BUILDING, LEXINGTON, KY. 40506-0032 ■ (859) 257-1841 ■ [uky.edu/ubo/](http://uky.edu/ubo/)

An Equal Opportunity Employer