




UNIVERSITY OF KENTUCKY

ENDOWMENT MATCH PROGRAM

BIENNIAL REPORT
APRIL 2024



KEY AREAS IN WHICH UK'S ENDOWMENT MATCH PROGRAM IS ADVANCING KENTUCKY



RESEARCHERS

Meet researchers using the Endowment Match Program to help Kentuckians battling cancers, cardiovascular diseases,

PAGES 3-13

INNOVATIONS

ENDOWMENT-FUNDED RESEARCH LED TO PATENTS AND LICENSES

PAGE 14

IMPACT


RESEARCH CREATES JOBS, BRINGS NEW REVENUE TO KENTUCKY

PAGES 15-19

| | |
|--------------------|-------|
| DEMOGRAPHICS | 18 |
| LIST OF ENDOWMENTS | 20-44 |



CANCER RESEARCH



Dr. Mark Evers, right, leads UK's Markey Cancer Center, which was awarded the National Cancer Center's top level designation in September 2023.

Leading the UK crusade to fight cancer

Spearheading the University of Kentucky's fight against cancer is **B. Mark Evers** (McDowell Cancer Foundation Chair in the Lucille P. Markey Cancer Center). The UK Markey Cancer Center is Kentucky's only National Cancer Institute designated cancer center. Evers leads a team of more than 250 researchers from 11 of UK's 16 colleges, conducting cancer research across the spectrum — from understanding molecular changes that allow cancer to spread, to testing new therapies through clinical trials, to working with community partners to increase cancer screening and save lives.

More than half of Markey's research projects focus on cancers that are high-priority areas due to their prevalence in Kentucky, especially the Appalachian region, including lung, colorectal and cervical cancers. To combat the prevalence of lung cancer, UK's Lung Cancer Screening Program is working to help Kentuckians have a better chance of fighting the disease. Kentucky now ranks 2nd in the nation for lung cancer screening rates. Kentucky has screened approximately 5,000 more people every year over the past three years. Lung cancer screening is key to early diagnosis, and early diagnosis saves lives.

Through collaboration with nearly 20 community hospitals, the UK Markey Cancer Center Affiliate Program extends the center's reach to the farthest parts of the Commonwealth, creating a web of access and excellent cancer care for Kentuckians.

Evers was elected to the National Academy of Medicine in 2020 and has been continuously funded by the National Institutes of Health for more than 30 years. He is a renowned expert on gastrointestinal hormones (e.g., neurotensin) and their role in cancer development as well as in metabolic syndromes. Evers also leads the Cancer Research Priority Area, one of eight designated Research Priority Areas at UK, to continue to push for innovative research in an area that touches the lives of so many Kentuckians.

"As a Comprehensive Cancer Center, we are strengthened in our mission to lead the charge against cancer through groundbreaking research, innovative treatments and outreach efforts to bring vital resources and care to every corner of Kentucky. Together, we will turn the tide against this disease to conquer cancer in the Commonwealth."

B. Mark Evers,
UK Markey Cancer Center Director



CANCER RESEARCH




Dr. Pamela Hull's efforts focus on data-informed initiatives, strategic planning and community engagement.

Using data to interpret Kentucky's profound challenges

Pamela Hull (William Stamps Farish Fund Chair in Cancer Research) plays a pivotal role in enhancing cancer data accessibility and community-driven action. As Associate Director of Population Science and Community Impact at the Markey Cancer Center, Hull introduced "Cancer InFocus: Kentucky," an innovative online mapping tool that combines cancer data with demographics and health determinants. This platform empowers users to strategically address Kentucky's profound cancer challenges, outlined in the Kentucky Cancer Needs Assessment. Hull's vision extends beyond Kentucky as she leads efforts to shift the narrative of cancer through data-informed initiatives, strategic planning and community engagement.

Principal investigator of Lung Cancer Research Initiative

Susanne Arnold (Buck-Kentucky Lung Cancer Research Chair) is an oncologist at the UK Markey Cancer Center, Associate Director of Clinical Translation, eighth-generation Kentuckian and second-generation doctor at UK HealthCare. Her focus is on advancing the science behind cancer treatment through Phase I clinical trials. Arnold specializes in lung cancer as well as cancer of the head and neck. As the principal investigator of the Lung Cancer Research Initiative, funded by the Department of Defense, and the Marty Driesler Lung Cancer Project, funded by the Health Resources & Services Administration (HRSA) and Centers for Disease Control and Prevention (CDC), she has collaborated extensively with other clinicians, epidemiologists, behavioral and basic scientists, utilizing cancer registry data and field research in Appalachian communities to study populations at high risk of developing lung cancer. She has 28 active research projects funded by industry sponsors, the National Institutes of Health and the Kentucky Lung Cancer Research Fund.



Susanne Arnold

"I tragically lost my dad to lung cancer. Later my mom was diagnosed with bladder cancer, but fortunately she survived because it was caught early. My dad asked me to do everything I can to help prevent people from getting cancer and get them screened and into treatment as soon as possible so they can have a better chance of surviving."

Pamela Hull,
UK researcher



CANCER RESEARCH



The Center for Cancer and Metabolism Research funds leading-edge research of early-career scientists, to train the next generation of researchers in cancer cell metabolism.

Groundbreaking discoveries


Daret St. Clair (James Graham Brown Foundation Endowed Chair) is one of UK's internationally renowned experts in the field of cancer and mitochondria. Her groundbreaking discovery on the role of manganese superoxide dismutase (MnSOD) in cancer development and therapy answered long-debated questions in the field of cancer research. Kentucky has disproportionately high incidences of both cancer and metabolic disorders and leads the nation in cancer deaths and obesity rates.



Binhua Zhou

St. Clair is the co-director of the Center for Cancer and Metabolism Research, funded by an \$11.2 million NIH Center of Biomedical Research Excellence (COBRE) grant. The center funds leading-edge research of early-career scientists, to train the next generation of researchers in cancer cell metabolism. **Binhua "Peter" Zhou** (Made-

line F. James and Edith D. Gardner Chair in Cancer Research), serves as co-director of the Center for Cancer and Metabolism Research. He focuses on understanding cancer on a molecular level – how it forms, breaks apart and spreads through the body. Zhou is also the director of the Breast Cancer Research Program and has had breakthroughs in his research on

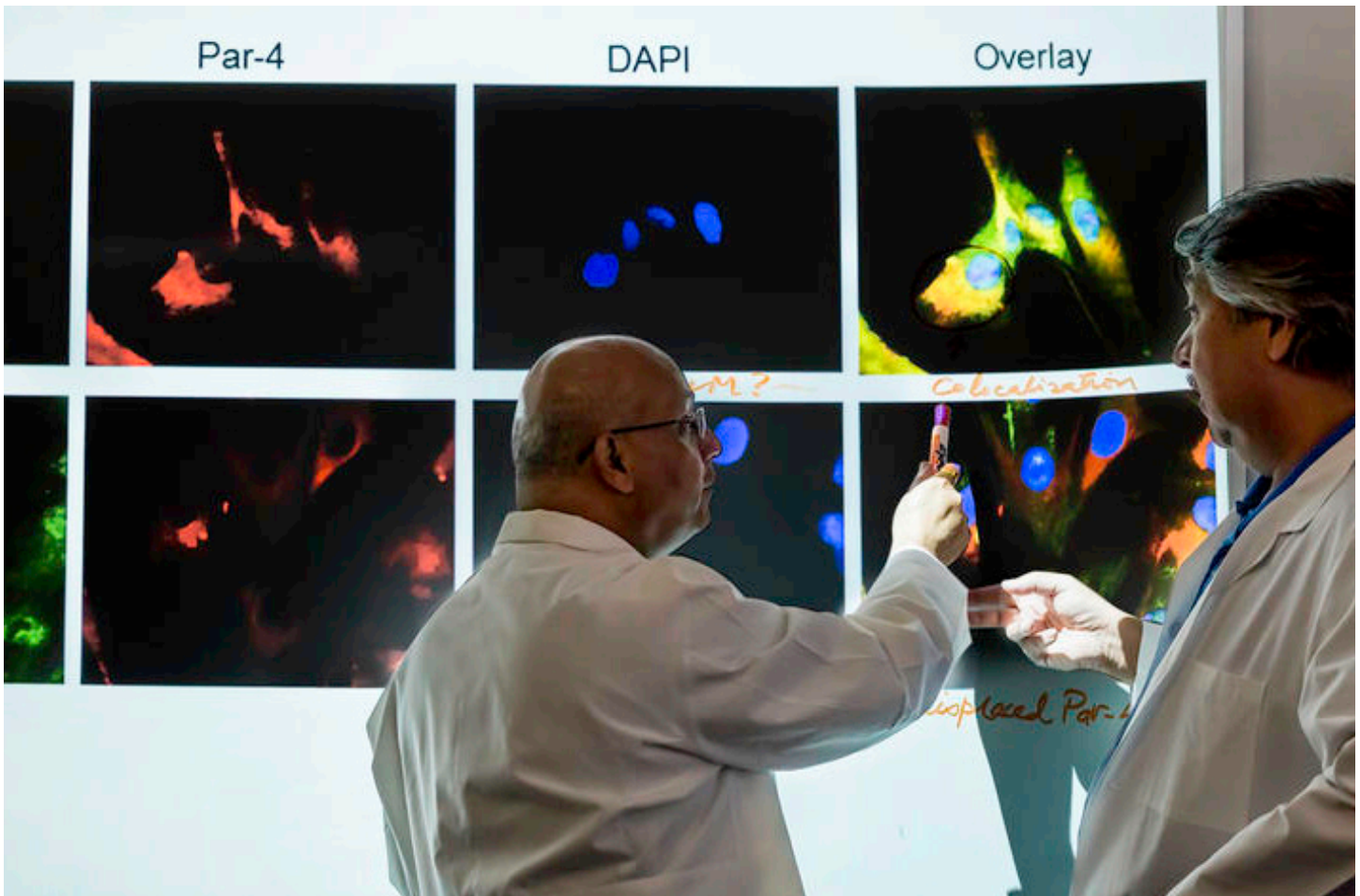


Daret St. Clair is the co-director of the Center for Cancer and Metabolism Research.

triple-negative breast cancer. Zhou continues to dedicate his work to searching for therapeutic targets to prevent cancer from spreading.



CANCER RESEARCH



UK's Vivek Rangnekar, left, leads a UK research team that uncovered the potential of an alternative lung cancer treatment.

Uncovering the potential of a lung cancer treatment

Vivek Rangnekar (Alfred M. Cohen M.D. Chair in Oncology Research Endowment) has made significant strides in lung cancer treatment and obesity prevention. His research team uncovered the potential of the FDA-approved drug crizotinib (Xalkori) to combat the most common form of non-small cell lung cancer. This discovery holds promise for patients seeking an alternative when standard therapies fail. Rangnekar's work with the tumor suppressor protein Par-4 has revealed its dual role in halting cancer growth and preventing obesity, and his multidisciplinary collaborations continue to drive impactful health breakthroughs.




CARDIOVASCULAR RESEARCH



Alan Daugherty's research program could lead to a treatment for thoracic aortic aneurysms.


Working to understand life-threatening heart conditions



Alan Daugherty

Alan Daugherty (Gill Foundation Chair in Preventive Cardiology), director of the Saha Cardiovascular Research Center and Saha Aortic Center, co-leader of the Cardiovascular Diseases Research Priority Area and Chair of Physiology in the College of Medicine, is working to better understand life-threatening heart conditions and ways to treat them to save Kentucky lives. Thanks to a \$1 million award from the American Heart Association, Daugherty is studying ways to repair damaged aortas (the body's main artery) with medication rather than surgery. In 2021 Daugherty received a seven-year \$5.6 million R35 grant from the National Heart, Lung, and Blood Institute (NHLBI) to study the tissues of the aorta and provide insight into how and why life-threatening thoracic aortic aneurysms and dissection occur.

Understanding the role of platelets



Sidney Whiteheart

A leader in the field of platelet biology, **Sidney "Wally" Whiteheart** (George Schwert Professorship in Biochemistry) is one of the few researchers in the world examining the capabilities of platelets at the cellular level. Platelets are small cell fragments that play a crucial role in preventing excessive bleeding after injury. When hyperactive, platelets can form a clot big enough to block an artery or vein, which can lead to strokes, heart attacks and deep vein thrombosis – some of the leading causes of death in Kentucky. In 2020, Whiteheart was awarded a prestigious \$6.6 million grant from the National Heart, Lung, and Blood Institute (NHLBI) as part of an Outstanding Investigator Award. His research also focuses on how platelets function during immune responses to the viruses that cause COVID-19 and HIV. Whiteheart was also part of a team of researchers studying how a type of antibody found in alpacas (nanobodies) could offer a solid defense against COVID-19 in humans.



CARDIOVASCULAR RESEARCH



Kenneth Campbell, professor of cardiovascular medicine at UK College of Medicine.

"This is not about implementing a standard practice. This is about how we can push back the frontiers.

"Our idea is to create computer models that are tailored to each patient. The doctor will press a button, and a couple of hours later, get a prediction that their patient will do best with this particular set of drugs and surgical interventions."

Kenneth Campbell
UK researcher

Two researchers team up to help patients with heart failure

According to the Centers for Disease Control and Prevention (CDC), heart disease is the leading cause of death for Kentuckians. At the forefront of innovative approaches to help patients with heart failure are **Kenneth Campbell** (Dr. Thomas L. Skinner Professorship in Physiology) and **Jonathan Wenk** (Jack and Linda Gill Science and Engineering Professorship). A professor of physiology and cardiovascular medicine, Campbell's research bridges the scientific gaps between molecular, cellular and organ-level function. Wenk, who holds a joint appointment in mechanical and aerospace engineering in the Stanley and Karen Pigman College of Engineering and surgery in the College of Medicine, is applying engineering concepts to surgical approaches. With \$3 million in funding from the National Institutes of Health, Campbell and Wenk are working to make a direct impact on heart failure treatment. The team created a digital model of the heart that can be customized to individual patients and predict long-term results. Their computer software can predict how a patient's heart will grow over months and years with a genetic mutation or after taking a pill. The two are some of the first in the world to include inherited heart defects in their modeling. Campbell has also worked to create a biobank of samples of human myocardium (the middle layer of the heart wall) and a COVID-19-focused biobank to accelerate research on the virus.



Jonathan Wenk associate professor at UK College of Engineering.



SUBSTANCE USE DISORDERS

Research and treatment of substance use disorders

Kentucky is at the epicenter of the opioid crisis, and a team of researchers at the University of Kentucky is working to save



Carrie Oser

lives, achieve recovery and, ultimately, heal. As a health criminologist, **Carrie Oser** (Arts and Sciences DiSilvestro Professorship) is co-leading the Criminal Justice Intervention Team within the HEALing Communities Study. The \$87 million study is part of the National Institutes of Health HEAL (Helping to End Addiction Long-term) Initiative. Oser is the associate director of the Center for Health Equity Transformation and the Substance Use Priority Research Area, and a professor of sociology. Her research focuses on substance used disorder (SUD) treatment, health inequities, HIV risk behaviors and interventions, and social networks among a variety of populations. Oser has also provided congressional testimony and advised policymakers on best practices related to SUD treatment. She has been continuously funded by the National Institutes of Health for more than 15 years.

reach, the project targets 20 Kentucky counties with varying buprenorphine dispensing rates, with a goal to reduce barriers and increase buprenorphine accessibility to save lives.

Working to improve the lives of Kentuckians by finding new avenues of healing is **Chang-Guo Zhan** (Pharmaceutical Science Professorship and Research Endowment). Considered a visionary in the field, Zhan uses integrated computational-experimental studies to design and discover new drugs – either small molecules or engineered proteins. The work earned the College of Pharmacy's academic inventor the distinction as a fellow of the National Academy of Inventors. Zhan is also the director of both the Molecular Modeling and Biopharmaceutical Center and Chemoinformatics and Drug Design Core of the Center for Pharmaceutical Research and Innovation (CPRI). He led a clinical trial for a first-of-its-kind cocaine addiction therapy and has eight active research projects funded by the National Cancer Institute, National Institute on Drug Abuse, National Institute of General Medical Sciences, and Army Research Office.



Patricia Rippetoe Freeman

opioid use disorder. Through personalized education and out-

The University of Kentucky College of Pharmacy is one of three institutions chosen by the Foundation for Opioid Response Efforts (FORE) to enhance medication access for opioid use disorder in healthcare settings. With nearly half a million dollars in funding, the college, led by **Patricia Rippetoe Freeman** (Earl Platt Slone Endowed Professorship in Pharmacy Practice and Science), aims to empower pharmacists in rural Appalachian communities to dispense buprenorphine, an FDA-approved medication for

Thomas Prisinzano (Kentucky Medical Services Foundation Chair in Pharmacy) is leading UK's Center for Pharmaceutical Research and Innovation (CPRI). The chair of the College of Pharmacy's Department of Pharmaceutical Sciences, Prisinzano's research combines the chemistry of medicinal and natural products. He's focused on the structure and function of neurotransmitter systems in the central nervous system and the development of medications to treat substance use disorder and pain – struggles well known to Kentuckians. Prisinzano also recently founded Rekovery Therapeutics, a startup company working toward a safe and effective therapy to address multiple sclerosis. He has five active research projects funded by the National Institutes of Health.



GROCERY PRESCRIPTION PROGRAM


Reducing food insecurity



Alison Gustafson

Alison Gustafson (John I. and Patricia J. Buster Endowment Fund in Human Environmental Sciences), a professor in the Martin-Gatton College of Agriculture, Food and Environment, is focused on reducing food insecurity and improving diet-sensitive health outcomes across the Commonwealth. According to Feeding America, 1 in 8 Kentuckians face hunger, including 1 in 7 children. As director of the Food as

Health Alliance, Gustafson is creating valuable partnerships to facilitate food delivery programs. In March 2023, the White House announced the alliance is partnering with leading grocery technology company Instacart. The Grocery Prescription Program will provide participants \$50 each week to purchase eligible food items. Gustafson's team will measure clinical outcomes from this effort in food-insecure adults who are facing some of Kentucky's most pressing health challenges: Type 2 diabetes and heart disease.



Linda Van Eldik, left, is the director of the UK Sanders-Brown Center on Aging.

A leader in the field of neuroimmunology

Linda Van Eldik (Dr. E. Vernon Smith and Eloise C. Smith Alzheimer's Research Chair Fund) is the director of the UK Sanders-Brown Center on Aging (SBCoA) and Alzheimer's Disease Center. She is the co-director of both the Neuroscience Research Priority Area and the Kentucky Neuroscience Institute.

Alzheimer's disease is a progressive and irreversible neurological disorder with no cure that affects thousands of Kentuckians. Researchers at SBCoA are making strides in the field, including the U.S. Food and Drug Administration's full approval of the first disease-modifying treatment for Alzheimer's in the U.S. – lecanemab – which was first studied at UK. A \$20.5 million grant from the National Institute on Aging (NIA) continues to fuel research and clinical initiatives on Alzheimer's disease and other forms of dementia at SBCoA. UK's Alzheimer's Disease Research Center is one of only 30 designated centers in the U.S. and has been continuously funded since 1985.

Van Eldik is a leader in the field of neuroimmunology, which focuses on the link between the immune system and the brain. She is the principal investigator on multiple awards, including one from the NIA to move work forward on a brain-penetrant, small molecule drug candidate developed by Van Eldik and her colleagues called MW189. In 2020, Van Eldik published results from the first human clinical study of MW189 that showed it suppresses disease-induced inflammation and brain injury.

"When I see the faces of individuals that we are helping, it really touches my soul and makes me want to do as much as I can in my research to try to prevent this from happening to anyone else."

LINDA VAN ELDIK,
UK researcher



ALZHEIMER'S



Gregory A. Jicha, left, and Pete Nelson, of Sanders Brown Center on Aging.

"The issues of end-stage dementia, memory loss and mild cognitive impairment are largely incurable, and it is not just all about Alzheimer's disease. It is about many different diseases and understanding that complexity helps us to move forward with medicines that don't just put a band-aid on memory, but instead actually begin to target the root of the problem."

GREG JICHA
UK researcher

Finding ways to extend quality of life

Gregory Jicha (Robert T. and Nyle Y. McCowan Chair in Alzheimer's Chair) is the director of clinical trials at the Sanders-Brown Center on Aging and played a critical role in the FDA's approval of lecanemab, marketed as Leqembi, for treating Alzheimer's disease. An antibody-based therapy, lecanemab targets amyloid plaques in the brain, a hallmark of Alzheimer's. This approval marks the first disease-modifying treatment for Alzheimer's in the U.S., with clinical trials showing a 27% to 40% slowing of the disease's progression. While not a cure, it extends the quality of life for those with early-stage Alzheimer's. Jicha's ongoing research emphasizes the potential for combination therapies and the importance of accessibility and affordability for widespread impact.

Spearheading a clinical trial on a new form of dementia

The work of **Peter Nelson** (R.C. Durr Foundation Chair in Alzheimer's Disease), director of neuropathology at the Sanders-Brown Center on Aging, focuses on combating neurological diseases, particularly Alzheimer's disease. He co-led a group of international researchers in discovering a new form of dementia named LATE, which affects cognition and daily life activities in an estimated 40% of people over the age of 85.

Nelson is spearheading the world's first clinical trial for LATE with colleagues here at UK. His contributions in the field have earned him recognition and made him a key figure internationally in the fight against Alzheimer's and dementia.

Leading a team of 30 scientists



Christopher Norris

Christopher Norris (Sylvia Mansbach Endowed Professorship and Chair in Alzheimer's Disease Research) leads a team of 30 scientists at the UK Sanders-Brown Center on Aging in first-of-their-kind research projects funded by a \$20.5 million grant for the National Institute on Aging (NIA) investigating the role of reactive astrocytes in neurologic disease progression and their potential to be therapeutic targets. Astrocytes, star-shaped cells found in the brain, play an important role in cell communication. Norris' team is looking for novel strategies to treat neurodegenerative conditions like Alzheimer's disease and other forms of dementia.



MATERIALS SCIENCE, MANUFACTURING

Guiding UK's new Materials Science Research Priority Area



John Balk

Guiding the University of Kentucky's new Materials Science Research Priority Area (RPA) is **John Balk** (W.T. Bryan Professorship in Materials Engineering). He is the associate dean for research and graduate studies in the Stanley and Karen Pigman College of Engineering and has served as director of UK's Electron Microscopy Center for 12 years. The RPA brings together a variety of experts at UK in an array of fields, from medicine and manufacturing to automotive

and aerospace applications, under one umbrella: Materials Science. Leveraging Kentucky's position to excel in this field – including the state's high concentration of metals (aluminum, steel) manufacturers and UK's scientific expertise in location, extraction and processing of rare earth elements and critical minerals (for everything from cell phones to satellites) – Balk is working with university and industry partners to provide solutions to unmet needs and position the Commonwealth to become a global leader in a competitive materials market.

A pioneer in organic materials



John Anthony

Shaping the field of materials chemistry is **John Anthony** (Charles W. Hammond Professorship in Chemistry). He serves as the associate director at the Center for Applied Energy Research (CAER) and has helped build a team of world-renowned scientists in this area. Anthony is a pioneer in organic materials – things that are made from carbon instead of silicon. His research focuses on organic solar cells, organic thin-film transistors and organic light-emitting diodes.

Those materials play a role in low-cost energy generation and high-efficiency lighting and are critical research components to the new Materials Science Research Priority Area. Anthony's award-winning contributions have made him one of UK's most highly cited researchers. He has secured funding through the National Science Foundation (NSF), National Renewable Energy Laboratory and National Institute of Standards and Technology. Anthony and fellow UK chemistry collaborator Chad Risko received an NSF Special Creativity Award to develop a first-of-its-kind computer model to predict the best combination of building blocks and processes to make organic semiconductors. This could make it faster and cheaper to use organic semiconductors in displays in televisions, tablets, smart phones and watches, the foundation of a multi-billion dollar per year industry.

Enhancing U.S. manufacturing capabilities

Led by **Ibrahim Jawahir** (James F. Hardymon Chair in Engineering - Manufacturing Systems), the University of Kentucky, in collaboration with the University of Tennessee, Knoxville, and the U.S. Army Combat Capabilities Development Command's Army Research Laboratory (DEVCOM ARL), launched a \$50 million, five-year partnership aimed at enhancing U.S. manufacturing capabilities. The UK-led project, "Next Generation Materials and Processing Technologies" (NextGen MatProTech), received \$23.8 million. The collaboration will focus on four areas: engineered high-temperature materials, advanced additive manufacturing, novel manufacturing processes, and predictive modeling and performance assessment. Jawahir is also representing UK in a coalition of experts from academia, industry and state government that was awarded \$1 million from the National Science Foundation's Regional Innovation Engines (NSF Engines) program. With members from Kentucky and Tennessee, the Generate Advanced Manufacturing Excellence for Change (GAME Change) team will collaborate to create economic, societal and technological opportunities for the region. The work sets them up to pursue an NSF Engine Type-2 award of up to \$160 million, which would establish Kentucky, and UK, as a national leader in advanced manufacturing.

Bringing new approaches to engineering disciplines

Issam Harik (Raymond Civil Engineering Endowment Fund), and **Abheetha Peiris**, a researcher at the Kentucky Transportation Center, lead the CatStrong team at the Stanley and Karen Pigman College of Engineering. Together, they're developing sustainable solutions for deteriorating bridges by utilizing unconventional materials. Harik's students explored fiber-reinforced polymer (FRP) composites for construction, with human hair emerging as an unexpected ally. By transforming discarded hair into robust concrete construction forms, they enhance sustainability. The initiative not only strengthens bridges but also provides students with valuable experiential learning. Through CatStrong, the team pioneers eco-friendly techniques for structural enhancement, and this work is making waves in the field of civil engineering.

Yuming Zhang (James R. Boyd Professorship in Electrical Engineering) was named a 2023 Institute of Electrical and Electronics Engineers (IEEE) Fellow. This prestigious recognition highlights Zhang's contributions to research and teaching, particularly in robotized welding manufacturing through machine and vision-based intelligence in work funded by the National Science Foundation and industry partners. Zhang's work in intelligent robotic and human-robot collaborative welding systems has garnered him 12 U.S. patents and more than 200 peer-reviewed journal papers. With a history of leadership and recognition in multiple engineering societies, Zhang's commitment to advancing knowledge and societal impact was further recognized through his appointment as a University Research Professor for 2023-24.



STEM EDUCATIONS



The University of Kentucky Department of STEM Education hosts a yearly Young Women Lead program. The 2022 event drew more 650 Kentucky high school students.

Training the next generation of Kentucky students to pursue STEM careers

Hundreds of Lexington students have been introduced to potential careers in science, mathematics, engineering and technology (STEM) thanks to a program championed by **Luke Bradley** (Chellgren Center Endowed Chair). The UK STEM Through Authentic Research and Training (START) program introduces students early to careers in STEM by integrating academic, social and professional experiences. START works with UK colleges and local organizations to enhance the pipeline into college for first-generation and traditionally under-represented students. Since its launch during the COVID-19

pandemic, more than 1,200 students across Lexington school systems have had hands-on learning and training experiences in labs across UK's campus. The program is funded by a five-year, \$1.3 million Science Education Partnership Award (SEPA) from the National Institute of General Medical Sciences (NIGMS), part of the National Institutes of Health. Bradley is also acting chair of the Department of Neuroscience, where his research is dedicated to finding innovative molecular structures to detect, diagnose and treat diseases including Parkinson's.



PATENTS AND LICENSES

UNIVERSITY OF KENTUCKY | FISCAL YEAR 2022

32

**PATENTS
ISSUED**

8 patents involved 5 Endowment Match Program recipients

37

**LICENSE & OPTION
AGREEMENTS EXECUTED**

9 licenses and options involved 7 Endowment Match Program recipients

114

**INVENTION
DISCLOSURES**

15 invention disclosures involved 12 Endowment Match Program recipients

UNIVERSITY OF KENTUCKY'S OVERALL IMPACT

948

**WORLDWIDE
PATENT ASSETS**

152 worldwide patent assets involved 34 Endowment Match Program recipients

\$6.5m

**DISTRIBUTION
TO INVENTORS**

Since 2010, UK has distributed \$6.5 million in license income to inventors

\$18.8m

**DISTRIBUTION
THROUGHOUT UK**

Since 2010, UK has distributed \$18.8 million in license income to UK colleges and departments

GROWING UK'S RESEARCH PORTFOLIO

Endowment Match Program faculty have made substantial contributions to the University of Kentucky research portfolio. According to the 2022 report from the Association of University Technology Managers, UK ranks 51st in the number of startup companies formed among public universities and ranks 57th among public universities in total licensing income (\$1,523,917).

PATENT APPLICATIONS

In Fiscal Year 2022, UK filed 161 patent applications and five new startup companies affiliated with UK technology were formed.

NATIONAL RANKING

UK made the Top 100 U.S. Universities Granted U.S. Utility Patents for 2022 by the National Academy of Inventors (NAI).



IMPACT

RESEARCH AND DEVELOPMENT EXPENDITURES BY SOURCE OF FUNDS FISCAL YEARS 2018 THROUGH 2022* (Figures in thousands of dollars)

| Source | 2018 | 2019 | 2020 | 2021 | 2022 |
|----------------------------|------------------|------------------|------------------|------------------|------------------|
| Federal government | \$171,672 | \$192,945 | \$200,664 | \$220,703 | \$253,852 |
| State and local government | 42,213 | 37,544 | 35,346 | 33,287 | 32,619 |
| Business | 12,591 | 11,297 | 9,985 | 8,529 | 10,715 |
| Non-profit organizations | 17,571 | 14,018 | 10,677 | 11,078 | 13,292 |
| Institutional funds | 125,261 | 125,639 | 130,570 | 127,488 | 137,897 |
| All other sources | 23,726 | 29,138 | 30,432 | 28,156 | 28,142 |
| Total | \$393,034 | \$410,581 | \$417,674 | \$429,241 | \$476,517 |

* HIGHER EDUCATION RESEARCH AND DEVELOPMENT SURVEY (HERD)

**\$873
MILLION**

Total economic impact
of UK research for
Kentucky in
FY22

FOCUS ON KENTUCKY

Research and development at UK has a direct, and significant, economic impact on Kentucky. The \$476.5 million UK spent on R&D in Fiscal Year 22 generated \$873 million in economic activity across the state. As a result, 4,636 jobs were supported throughout the state of Kentucky, with 2,227 (48%) of those jobs directly supported by research initiatives.

**4,636
JOBS**

supported in Kentucky
in FY22

**\$476.5
MILLION**

research expenditures
in FY22

48%

percentage of the
4,636 jobs directly
supported by research
initiatives



UK scientists and scholars among top 2% of world's most-cited researchers

The University of Kentucky is well-represented on a list of the most-cited researchers in the world. In a database compiled by Stanford University in a partnership with Elsevier, 140 current UK scientists and scholars appear among the top 2% of the most-cited researchers across 22 disciplines.

The data reported in this article is a snapshot of recent productivity. It includes only citations received during the calendar year 2022, hence it may not reflect career publications. Please see "About Elsevier's list" below for more information.

Citations are one measure of the impact of academic research. For researchers, publishing work in a peer-reviewed, scholarly journal is a key step in sharing research findings and new discoveries.

"Being cited is one sign that your work matters to the research community," said Lisa Cassis, Ph.D., UK vice president for research. "We acknowledge that citation metrics can have issues including gender bias and underrepresentation of community-focused and non-STEM research — the same issues with which the research community at-large is grappling. The University of Kentucky is dedicated to an inclusive culture of research across all spectrums of inquiry, and we value the contributions of all faculty, staff and student researchers. UK's world-recognized research is impacting the community and producing innovations that make Kentucky and the world healthier, wealthier and wiser. We congratulate these outstanding individuals for this citation recognition."

The database, updated October 2023 and available through the Elsevier Data Repository, was compiled by Stanford faculty member John P.A. Ioannidis. Database inclusion means the individual met a variety of metrics that place them among the top 2% of researchers based on citations for 2022.

In addition to appearing on Elsevier's list for 2022 citations, one UK faculty member — Sherali Zeadally, Ph.D., University of Kentucky Alumni Association Endowed Professor in the College of Communication and Information's School of Information Science and University Research Professor — also

appeared on Clarivate's Highly Cited Researchers list, which identifies scholars whose work has been cited most often in papers over the past decade. Those chosen for the 2023 list authored studies that rank in the top 1% in the number of scholarly citations worldwide within their disciplines. Zeadally has appeared on Clarivate's list for four consecutive years. Please see "About Clarivate's list" below for more information.

About Elsevier's list

Elsevier's single-year data, from which this list was derived, pertains to citations received during the calendar year 2022. Scientists are classified into 22 scientific fields and 174 sub-fields according to the standard Science-Metrix classification. The selection is based on the top 100,000 scientists by c-score (with and without self-citations) or a percentile rank of 2% or above in the sub-field. Calculations were performed using all Scopus author profiles as of October 1, 2023. If an author is not on the list, the composite indicator value was not high enough to appear. Using the most recent single-year data provides an up-to-date snapshot of productivity and expertise across 22 disciplines. This list does not include emeritus researchers, those who have left UK or are officially on leave. Some UK researchers may not be on the list because their Scopus account still has them affiliated with a former institution. Researchers can request Scopus update their ID to UK.

About Clarivate's list

Clarivate's Highly Cited Researchers program identifies individuals who have demonstrated significant and broad influence in their field(s) of research. Of the world's population of scientists and social scientists, Highly Cited Researchers are 1 in 1,000. The 2023 list contains 7,125 Highly Cited Researchers in total: 3,793 Highly Cited Researchers in 20 fields of the sciences and social sciences and 3,332 individuals identified as having exceptional performance across several fields.

Elsevier's list

Among the 140 UK researchers on the Elsevier list are 40 current RCTF recipients. Those researchers are:

- John Anthony, Ph.D., College of Arts and Sciences
- Andrew Bernard, M.D., College of Medicine
- Daniel Brass, Ph.D., Gatton College of Business and Economics
- Joe Chappell, Ph.D., College of Pharmacy

- Ann Coker, Ph.D., College of Medicine
- Alan Daugherty, Ph.D., College of Medicine
- Robert Dickson, Ph.D., College of Medicine
- Esther Dupont-Versteegden, Ph.D., College of Health Sciences
- B. Mark Evers, M.D., College of Medicine
- Sylvie Garneau-Tsodikova, Ph.D., College of Pharmacy

list continues on next page



UK's forthcoming health Education Building.

Elsevier's list (continued)

- John Gensel, Ph.D., College of Medicine
- James Hartsfield, D.M.D., College of Dentistry
- J. Zach Hilt, Ph.D., Pigman College of Engineering
- I.S. Jawahir, Ph.D., Pigman College of Engineering
- Gregory Jicha, M.D., College of Medicine
- Marc Kiviniemi, Ph.D., College of Public Health
- Andrew Lane, Ph.D., College of Medicine
- Terry Lennie, Ph.D., College of Nursing
- Yuan Liao, Ph.D., Pigman College of Engineering
- Mark Lovell, Ph.D., College of Arts and Sciences
- Hartmut Malluche, M.D., College of Medicine
- Craig Miller, D.M.D., College of Dentistry
- Luke Moe, Ph.D., Martin-Gatton College of Agriculture, Food and Environment
- Debra Moser, Ph.D., College of Nursing
- Peter Nelson, M.D., College of Medicine
- Brian Noehren, Ph.D., College of Health Sciences
- John Peloza, Ph.D., Gatton College of Business and Economics
- Thomas Prinszano, Ph.D., College of Pharmacy
- Alexander Rabchevsky, Ph.D., College of Medicine
- John Roth, M.D., College of Medicine
- Christopher Schardl, Ph.D., Martin-Gatton College of Agriculture, Food and Environment
- Dusan Sekulic, Ph.D., Pigman College of Engineering
- Daret St. Clair, Ph.D., College of Medicine
- Joseph Van Sickels, D.D.S., College of Dentistry
- Thomas Widiger, Ph.D., College of Arts and Sciences
- Guoqiang Yu, Ph.D., Pigman College of Engineering
- Chang-Guo Zhan, Ph.D., College of Pharmacy
- YuMing Zhang, Ph.D., Pigman College of Engineering
- Binhua Zhou, Ph.D., College of Medicine
- James Ziliak, Ph.D., Gatton College of Business and Economics



IMPACT

ENDOWMENT MATCH PROGRAM AT A GLANCE

ENDOWMENT MATCH PROGRAM POSITIONS, PROGRAMS AND PROJECTS FROM 1998 TO 2023

| | Chairs | Professorships | Fellowships | Mission Support | Total |
|---|------------|----------------|-------------|-----------------|------------|
| Number of Positions or Projects Established | 100 | 222 | 127 | 138 | 587 |
| Positions Occupied or Projects with Expenditures | 82 | 159 | 91 | 101 | 433 |

As of June 30, 2023, the University of Kentucky has appointed a total of 201 faculty endowed chairs and professorships under the auspices of the Endowment Match Program.

During Fiscal Year 2022-23, 91 endowments supported graduate fellowships. Since a single endowment may support multiple student awards, 372 graduate students received support from endowment proceeds.



IMPACT

Record-breaking Research Awards Power UK Innovation

For the first time in University of Kentucky history, investigators were awarded \$479.3 million in extramural grants and contracts to support their research in Fiscal Year 2023. This is a 5.8% increase from the \$452.9 million in Fiscal Year 2022 research awards.

UK researchers also made history in FY23 with a record 1,877 research awards to a record 837 principal investigators from a record 621 sponsors.

"Our continued growth as a research university is directly connected to the intentional focus we have on the biggest issues – cancer, cardiovascular disease, diabetes, neuroscience, substance use, energy and equity – and now opportunities with new national investment to expand the economy through advanced manufacturing and materials science. Without a question, research is vital in our mission to serve Kentucky," said UK President **Eli Capilouto**.

"Our people make our research possible. The principal investigators who lead our research teams work across academic boundaries to bring the best ideas to light. This growth is a testament to the creativity and innovation of the faculty, staff and students who make up our research investigator community at UK. Their tireless work continues to propel the university forward to advance our state and our nation," said Vice President for Research **Lisa Cassis**.

Industry-sponsored research awards grew by 9.6% from \$25.6 million in FY22 to \$28.1 million in FY23.

UK clinical research was supported by \$3.8 million from Eli Lilly and Company for the PRiMAL study, which examines the impact of review by a molecular tumor board – a team of medical experts who collaborate on treatment plans, looking at things like specific genetic tumor markers, to treat complex cancer cases. The five-year clinical trial, led by **Jill Kolesar**, Pharm.D., professor in the College of Pharmacy, will follow treatment and outcomes for 500 patients with advanced non-small cell lung cancer, the most common type of lung cancer. "Kentucky has the highest incidence of lung cancer in the nation," said **Mark Evers**, M.D., Markey Cancer Center director, "but our work including Dr. Kolesar's molecular tumor board – part of our individualized, precision medicine approach to patient care – is a model other cancer centers, across the country and internationally, are adopting to better care for cancer patients."

The Center for Applied Energy Research (CAER) and the U.S. Department of Energy's Oak Ridge National Laboratory are partners on a \$10 million project (\$1.9 million in FY23) to transform coal into high-value carbon fibers and composites. With construction, aerospace, automotive and defense applications, the market for carbon fibers is expected to grow at a compound annual growth rate of 12% through 2024. This is one of the leading-edge research fields related to UK's newly created Materials Science Research Priority Area.

Non-profit awards increased by 16.7% (\$22.3 million in FY22 to \$26 million in FY23). A \$3.3 million award from the Prichard Committee supports **Shannon Sampson**, Ph.D., assistant professor in the College of Education, who in partnership with the Kentucky Center for Statistics (KYSTATS), will serve in an external, independent evaluation capacity to support Full Service Community Schools. The goal is to improve the coordination, integration, accessibility and effectiveness of services for children and families in high-poverty schools across Kentucky.

Federal grants and contracts totaled \$252.6 million, accounting for 52.7% of UK's total awards in FY23.

A CATALYST FOR GROWTH

The Endowed Match program is a catalyst for the substantial growth in awarded external research funding to the University of Kentucky. Since the Kentucky General Assembly passed the Postsecondary Education Improvement Act of 1997 (House Bill 1), awards of external research grants and contracts at the University have increased from \$122 million to \$479.3 million (a 292.8% increase)

\$651 MILLION

market value of all endowments created or expanded as part of the Endowment Match Program as of June 30, 2023

University of Kentucky
Endowment Match Program
Table 5: Components of Change in Endowment Market Value
During Fiscal Year 2022 - 2023

| Endowment Name | Date Estab. | Prior to 07/01/22 | | | | During Fiscal Year 2022 - 2023 | | | | Market Value as of 06/30/23 |
|--|-------------|----------------------|----------------|-----------------------------|----------------------|--------------------------------|----------------------------|-----------------------------------|------------|-----------------------------|
| | | State Funds Received | Gifts Received | Market Value as of 07/01/22 | State Funds Received | Gifts Received and Transfers | Investment Earnings (Loss) | Earnings Distributed ¹ | | |
| New RCTF Funded Endowment | | | | | | | | | | |
| Allan and Ginger Brown Foundation for Aerospace Faculty Excellence Fund | 09/12/22 | \$0 | \$0 | \$0 | \$0 | \$129,750 | \$5,872 | \$0 | \$0 | \$135,622 |
| Barnstable Brown Diabetes and Obesity Research Endowed Professorship | 02/15/23 | \$0 | \$0 | \$0 | \$0 | \$400,000 | \$18,011 | \$0 | \$0 | \$418,011 |
| Bill and Donna Shively Endowed Pediatric Research Professorship | 10/24/22 | \$0 | \$0 | \$0 | \$0 | \$100,000 | \$2,994 | \$0 | \$0 | \$102,994 |
| Coaches for the Kids Foundation Endowed Research Professorship in Child Abuse Pediatrics | 12/05/22 | \$0 | \$0 | \$0 | \$0 | \$550,000 | \$17,196 | \$0 | \$0 | \$567,196 |
| Constance L. Wood Graduate Fellowship in Statistics | 01/27/23 | \$0 | \$0 | \$0 | \$0 | \$46,010 | \$2,013 | \$0 | \$0 | \$48,022 |
| John R. VanNagell Endowed Chair in Gynecology | 02/15/23 | \$0 | \$0 | \$0 | \$0 | \$1,600,000 | \$72,042 | \$0 | \$0 | \$1,672,042 |
| Katherine and Mike Ball Faculty Excellence Fund in Transplant | 02/02/23 | \$0 | \$0 | \$0 | \$0 | \$1,000,000 | \$45,026 | \$0 | \$0 | \$1,045,026 |
| Price Family Research Endowment for Pediatric Health Equity | 07/19/22 | \$0 | \$0 | \$0 | \$0 | \$68,000 | \$2,292 | \$0 | \$0 | \$70,292 |
| Stanley and Karen Pigman Heritage Science Professorship | 02/13/23 | \$0 | \$0 | \$0 | \$0 | \$500,000 | \$14,971 | \$0 | \$0 | \$514,971 |
| Willie Barnstable Endowed Faculty Excellence Fund | 02/15/23 | \$0 | \$0 | \$0 | \$0 | \$400,000 | \$18,011 | \$0 | \$0 | \$418,011 |
| New RCTF Funded Endowment Sub-Total | | \$0 | \$0 | \$0 | \$0 | \$4,793,760 | \$198,426 | \$0 | \$0 | \$4,992,186 |

Existing RCTF Funded Endowments

| | | | | | | | | | | |
|--|----------|-------------|-----------|-------------|-----|---------|-----------|-------------|-----|-------------|
| Abercrombie Foundation Research - Art | 01/17/01 | \$400,000 | \$400,000 | \$1,033,213 | \$0 | \$0 | \$70,433 | (\$39,416) | \$0 | \$1,064,230 |
| Abercrombie Foundation Research Fund - Music | 01/17/01 | \$400,000 | \$405,000 | \$952,688 | \$0 | \$0 | \$64,777 | (\$41,970) | \$0 | \$975,494 |
| AIA Kentucky Endowed Professorship | 11/28/00 | \$100,000 | \$100,025 | \$254,978 | \$0 | \$0 | \$17,383 | (\$9,728) | \$0 | \$262,633 |
| Alan F. Bloomfield Professorship in Business | 02/10/97 | \$150,000 | \$150,405 | \$424,424 | \$0 | \$0 | \$29,662 | \$0 | \$0 | \$454,086 |
| Albert and Lorraine Clay Visiting Scholars Endowment | 04/06/99 | \$750,000 | \$750,000 | \$1,895,613 | \$0 | \$0 | \$129,270 | (\$72,343) | \$0 | \$1,952,540 |
| Albert G. Clay Endowed Chair in Equine Reproduction ² | 12/09/98 | \$3,250,000 | \$24,225 | \$5,530,603 | \$0 | \$0 | \$376,978 | (\$210,967) | \$0 | \$5,696,614 |
| Alberto Mazzoleni MD Professorship/Chair in Cardiology | 12/10/08 | \$149,001 | \$178,951 | \$450,523 | \$0 | \$0 | \$31,492 | \$0 | \$0 | \$482,016 |
| Albisetti Dissertation Research Fellowship | 06/24/03 | \$50,000 | \$98,838 | \$209,694 | \$0 | \$1,500 | \$14,726 | \$0 | \$0 | \$225,920 |
| Alfred M. Cohen M.D. Chair in Oncology Research | 03/21/03 | \$500,000 | \$500,000 | \$1,273,318 | \$0 | \$0 | \$88,141 | (\$22,577) | \$0 | \$1,338,882 |
| Alice P. Kilpatrick Endowed Fellowship | 04/09/09 | \$200,211 | \$256,599 | \$684,019 | \$0 | \$0 | \$46,632 | (\$26,097) | \$0 | \$704,554 |

**University of Kentucky
Endowment Match Program
Table 5: Components of Change in Endowment Market Value
During Fiscal Year 2022 - 2023**

| Endowment Name | Date Estab. | Prior to 07/01/22 | | | | | During Fiscal Year 2022 - 2023 | | | | | Market Value as of 06/30/23 |
|--|-------------|----------------------|----------------|-----------------------------|----------------------|------------------------------|--------------------------------|-----------------------------------|-------------|--|--|-----------------------------|
| | | State Funds Received | Gifts Received | Market Value as of 07/01/22 | State Funds Received | Gifts Received and Transfers | Investment Earnings (Loss) | Earnings Distributed ¹ | | | | |
| Alvin L. Morris Professorship in Oral Health Research ³ | 01/20/98 | \$200,000 | \$200 | \$237,278 | \$0 | \$0 | \$16,176 | (\$9,053) | \$244,402 | | | |
| Anerman Family Equine Research Endowment Fund | 12/31/03 | \$500,000 | \$500,000 | \$1,329,892 | \$0 | \$0 | \$103,295 | (\$50,904) | \$1,382,283 | | | |
| Amnon Nursery/Landscape Research Endowment | 09/28/99 | \$25,000 | \$25,232 | \$62,329 | \$0 | \$0 | \$4,249 | (\$2,378) | \$64,200 | | | |
| Ann Scott & Ralph E. Mason Endowed Research Fund in Opera Studies | 11/10/01 | \$100,000 | \$100,000 | \$286,510 | \$0 | \$0 | \$22,254 | (\$10,967) | \$297,798 | | | |
| Ann Scott Maher Mason Endowed Research Fund in Choral Studies | 10/29/04 | \$100,000 | \$100,000 | \$299,078 | \$0 | \$0 | \$23,230 | (\$11,448) | \$310,860 | | | |
| Anne Scott Maher Mason Vocal Music Scholarship Fund | 12/04/95 | \$50,000 | \$50,000 | \$125,736 | \$0 | \$0 | \$8,571 | (\$4,796) | \$129,510 | | | |
| Anthony V. Carozza Fellowship | 08/31/05 | \$50,000 | \$50,000 | \$117,460 | \$0 | \$0 | \$8,007 | (\$4,481) | \$120,986 | | | |
| Antonides-Williams Visiting Professorship | 03/03/07 | \$58,812 | \$61,619 | \$174,002 | \$0 | \$0 | \$11,781 | (\$6,593) | \$179,190 | | | |
| Antonio S. Turco Professorship in Biochemistry | 10/18/00 | \$218,000 | \$218,000 | \$636,458 | \$0 | \$0 | \$50,624 | \$0 | \$687,081 | | | |
| Appalachian Fellowship Endowment Fund | 12/08/98 | \$1,000,000 | \$1,032,343 | \$2,365,271 | \$0 | \$0 | \$161,252 | (\$90,241) | \$2,436,282 | | | |
| Armor & Letitia Taylor Fund for Library Research Equipment | 08/23/99 | \$218,800 | \$218,800 | \$722,368 | \$0 | \$0 | \$49,238 | (\$27,555) | \$744,051 | | | |
| Arthur Andersen Endowed Professorship | 11/20/00 | \$100,000 | \$336,327 | \$607,043 | \$0 | \$0 | \$42,038 | (\$12,881) | \$636,200 | | | |
| Arthur E. Walker, Jr. Graduate Fellowship in Civil Engineering | 12/31/01 | \$300,000 | \$300,000 | \$759,410 | \$0 | \$0 | \$51,773 | (\$28,973) | \$782,209 | | | |
| Arthur Lieber, M.D. Professorship in Diagnostic Radiology | 10/10/03 | \$310,000 | \$310,000 | \$1,160,122 | \$0 | \$0 | \$80,364 | (\$24,172) | \$1,216,314 | | | |
| Arts & Sciences Endowed Professorship | 05/20/08 | \$495,217 | \$495,417 | \$1,578,434 | \$0 | \$0 | \$110,260 | (\$7,916) | \$1,680,778 | | | |
| Arts and Sciences DiSilvestro Professorship | 06/01/04 | \$50,000 | \$50,000 | \$138,794 | \$0 | \$750 | \$9,390 | (\$7,272) | \$141,662 | | | |
| Arturo Alonzo Sandoval Endowed Professorship | 07/25/06 | \$100,000 | \$104,991 | \$293,965 | \$0 | \$75 | \$20,042 | (\$11,214) | \$302,868 | | | |
| Arvle & Ellen Turner Thacker Endowment Fund | 09/02/02 | \$50,000 | \$57,336 | \$163,620 | \$0 | \$598,665 | \$37,861 | (\$10,746) | \$789,400 | | | |
| Ashland Inc. Chair in Chemical Engineering | 01/20/99 | \$1,000,000 | \$1,000,000 | \$2,482,436 | \$0 | \$0 | \$169,247 | (\$94,715) | \$2,556,967 | | | |
| Ashland Inc. Research Fellowship in Literacy and Leadership | 12/08/04 | \$200,000 | \$200,000 | \$497,778 | \$0 | \$0 | \$33,936 | (\$18,991) | \$512,722 | | | |
| Ashland Inc. Library Endowment | 09/26/00 | \$1,000,000 | \$1,000,000 | \$2,878,512 | \$0 | \$0 | \$196,915 | (\$94,631) | \$2,980,795 | | | |
| Ashwini Anand, M.D. Professorship in Cardiology | 04/06/05 | \$50,000 | \$50,000 | \$216,764 | \$0 | \$0 | \$15,146 | \$0 | \$231,910 | | | |
| Barnhart Memorial Fellowship in Geography | 10/05/05 | \$73,295 | \$75,398 | \$247,508 | \$0 | \$0 | \$17,081 | (\$9,490) | \$255,100 | | | |
| Barnstable Brown Kentucky Diabetes & Obesity Center Endowed Chair | 06/18/09 | \$500,000 | \$500,000 | \$1,442,996 | \$0 | \$0 | \$98,374 | (\$55,053) | \$1,486,318 | | | |

**University of Kentucky
Endowment Match Program
Table 5: Components of Change in Endowment Market Value
During Fiscal Year 2022 - 2023**

| Endowment Name | Date Estab. | Prior to 07/01/22 | | | | | During Fiscal Year 2022 - 2023 | | | | | Market Value as of 06/30/23 |
|---|-------------|----------------------|----------------|-----------------------------|----------------------|------------------------------|--------------------------------|-----------------------------------|-------------|--|--|-----------------------------|
| | | State Funds Received | Gifts Received | Market Value as of 07/01/22 | State Funds Received | Gifts Received and Transfers | Investment Earnings (Loss) | Earnings Distributed ¹ | | | | |
| Barnstable Brown Kentucky Diabetes & Obesity Center Research | 06/18/09 | \$2,047,991 | \$2,048,366 | \$7,465,888 | \$0 | \$0 | \$517,390 | (\$135,183) | \$7,848,095 | | | |
| Barnstable Brown Pediatric Diabetes Laboratories Research Endowment | 09/01/06 | \$500,000 | \$501,000 | \$1,092,449 | \$0 | \$0 | \$75,122 | (\$41,664) | \$1,125,907 | | | |
| Barnstable Brown Chair in Pediatrics Diabetes Research | 02/13/00 | \$900,000 | \$900,000 | \$2,383,215 | \$0 | \$0 | \$161,734 | (\$162,117) | \$2,382,833 | | | |
| Bayer Professorship in Pulmonary Medicine | 03/02/99 | \$177,500 | \$177,500 | \$464,433 | \$0 | \$0 | \$32,459 | \$0 | \$496,892 | | | |
| Beaven-Eidetik Doctoral Research Fellowship | 11/16/05 | \$50,000 | \$50,000 | \$150,574 | \$0 | \$0 | \$11,340 | (\$13,800) | \$148,115 | | | |
| Beaven-Eidetik Research Fellowship in Developmental Disabilities and Mental Retardation | 08/10/01 | \$50,000 | \$50,300 | \$191,600 | \$0 | \$0 | \$14,112 | (\$24,496) | \$181,215 | | | |
| Belinda Mason Carden and Paul Mason Professorship in HIV/AIDS Research | 08/11/98 | \$151,960 | \$181,810 | \$407,275 | \$0 | \$0 | \$27,766 | (\$15,539) | \$419,502 | | | |
| Bell Alcohol and Addictions Chair | 01/20/06 | \$852,368 | \$898,450 | \$2,083,986 | \$0 | \$0 | \$142,073 | (\$79,508) | \$2,146,551 | | | |
| Benjamin C. Warf, M.D., Lectureship/Fellowship in Pediatric Neurosurgery | 01/09/01 | \$100,000 | \$201,000 | \$447,108 | \$0 | \$2,000 | \$31,289 | \$0 | \$480,398 | | | |
| Bill & Marie Cull Fellowship Endowment Fund | 03/01/05 | \$100,000 | \$100,393 | \$238,765 | \$0 | \$0 | \$16,276 | (\$9,109) | \$245,933 | | | |
| Blazie Family Professorship in Electrical and Computer Engineering | 03/25/02 | \$50,000 | \$60,000 | \$146,950 | \$0 | \$0 | \$10,018 | (\$5,607) | \$151,361 | | | |
| Bobby C. Pass Professorship | 04/27/05 | \$54,846 | \$93,142 | \$182,774 | \$0 | \$0 | \$12,460 | (\$6,973) | \$188,261 | | | |
| Boehringer-Ingelheim Pulmonary Endowed Research Professorship | 07/26/02 | \$185,000 | \$185,000 | \$544,818 | \$0 | \$0 | \$38,079 | \$0 | \$582,897 | | | |
| Bonnie Jean Cox Graduate Research Endowment in Gender and Women's Studies | 12/19/01 | \$91,810 | \$92,000 | \$269,418 | \$0 | \$0 | \$18,585 | (\$9,291) | \$278,712 | | | |
| Boone Graduate Fellowship | 07/21/06 | \$50,000 | \$84,000 | \$213,146 | \$0 | \$2,000 | \$14,978 | (\$750) | \$229,374 | | | |
| Braden-Clark Fellowship in Parkinson's Disease Research | 06/09/09 | \$225,249 | \$1,050,000 | \$1,660,680 | \$0 | \$100,000 | \$120,130 | \$0 | \$1,880,809 | | | |
| Brown and Williamson Research Fund | 04/06/99 | \$250,000 | \$250,000 | \$653,597 | \$0 | \$0 | \$44,572 | (\$24,944) | \$673,225 | | | |
| Brown-Forman Visiting Chair in Urban Design | 12/19/01 | \$500,000 | \$502,051 | \$1,248,851 | \$0 | \$0 | \$85,140 | (\$47,647) | \$1,286,344 | | | |
| Brown-McFarlan Endowed Fund | 12/29/10 | \$82,266 | \$131,321 | \$305,711 | \$0 | \$0 | \$20,848 | (\$8,583) | \$317,976 | | | |
| Bruce A. Lucas, M.D. Endowment for Urologic Research | 03/07/01 | \$70,000 | \$120,074 | \$245,188 | \$0 | \$500 | \$17,152 | \$0 | \$262,840 | | | |
| Buckhorn Professor of Social Work | 06/01/99 | \$150,000 | \$150,025 | \$440,775 | \$0 | \$0 | \$30,804 | \$0 | \$471,579 | | | |
| Buck-Kentucky Lung Cancer Research Chair Endowment Fund | 10/22/02 | \$300,000 | \$792,494 | \$1,610,128 | \$0 | \$0 | \$110,594 | (\$65,028) | \$1,655,693 | | | |
| Burt L. Sims Graduate Fellowship | 10/30/03 | \$50,000 | \$50,000 | \$125,324 | \$0 | \$0 | \$8,543 | (\$4,781) | \$129,086 | | | |
| Bush-Holbrook Endowed Chair/Professorship in the English Department | 09/25/06 | \$574,788 | \$574,789 | \$1,358,337 | \$0 | \$0 | \$94,919 | (\$701) | \$1,452,554 | | | |

**University of Kentucky
Endowment Match Program
Table 5: Components of Change in Endowment Market Value
During Fiscal Year 2022 - 2023**

| Endowment Name | Date Estab. | Prior to 07/01/22 | | | | | During Fiscal Year 2022 - 2023 | | | | |
|--|-------------|----------------------|----------------|-----------------------------|----------------------|------------------------------|--------------------------------|-----------------------------------|-----------------------------|--|--|
| | | State Funds Received | Gifts Received | Market Value as of 07/01/22 | State Funds Received | Gifts Received and Transfers | Investment Earnings (Loss) | Earnings Distributed ¹ | Market Value as of 06/30/23 | | |
| Bush-Holbrook Graduate Fellowship in the College of Arts and Sciences | 09/25/06 | \$324,399 | \$324,399 | \$1,037,760 | \$0 | \$0 | \$72,585 | \$0 | \$1,110,345 | | |
| Byron Young Fellowship for Neuroscience Research | 05/27/09 | \$50,000 | \$50,000 | \$194,524 | \$0 | \$0 | \$13,592 | \$0 | \$208,116 | | |
| Byron Young, MD Research Endowment for Neurosurgery Residents | 08/10/09 | \$100,000 | \$242,900 | \$531,275 | \$0 | \$1,250 | \$37,219 | \$0 | \$569,743 | | |
| C. M. Gatton Endowment Fund | 05/04/99 | \$1,024,500 | \$1,025,180 | \$2,734,411 | \$0 | \$0 | \$199,250 | (\$111,506) | \$2,822,155 | | |
| C. M. Gatton Endowment Fund - Chairs | 05/04/95 | \$6,000,000 | \$6,000,100 | \$16,954,175 | \$0 | \$0 | \$1,171,569 | (\$451,757) | \$17,673,987 | | |
| C. M. Gatton Endowment Fund - Faculty Research & Development | 05/04/95 | \$2,000,000 | \$2,000,000 | \$5,604,846 | \$0 | \$0 | \$382,586 | (\$307,645) | \$5,679,788 | | |
| C. M. Gatton Endowment Fund - Professorship | 05/04/95 | \$2,000,000 | \$2,000,000 | \$5,695,996 | \$0 | \$0 | \$392,548 | (\$186,515) | \$5,902,029 | | |
| C. Michael Garver Endowment Fund - Fellowship Fund | 09/11/00 | \$750,000 | \$751,039 | \$1,815,195 | \$0 | \$0 | \$123,751 | (\$69,254) | \$1,869,691 | | |
| Cardinal Hill Rehabilitation Hospital Chair in Neurorehabilitation | 06/06/99 | \$1,000,000 | \$1,000,150 | \$2,368,751 | \$0 | \$0 | \$162,674 | (\$53,088) | \$2,478,337 | | |
| Cardinal Hill Rehabilitation Hospital Professorship in Spinal Cord Injury Rehabilitation | 06/06/99 | \$500,000 | \$500,000 | \$1,151,182 | \$0 | \$0 | \$80,472 | \$0 | \$1,231,655 | | |
| Cardinal Hill Rehabilitation Hospital Fellowship | 06/01/06 | \$40,000 | \$40,000 | \$96,302 | \$0 | \$0 | \$6,565 | (\$3,674) | \$99,194 | | |
| Cardinal Hill Rehabilitation Hospital Professorship in Traumatic Brain Injury | 06/06/99 | \$500,000 | \$500,000 | \$1,541,968 | \$0 | \$0 | \$107,744 | \$0 | \$1,649,711 | | |
| Cardiology Associates of Kentucky Fellowship Fund | 09/13/01 | \$137,500 | \$137,500 | \$377,565 | \$0 | \$0 | \$25,796 | (\$19,835) | \$383,526 | | |
| Cardiovascular Research and Education Fund | 07/26/06 | \$50,000 | \$62,210 | \$215,509 | \$0 | \$1,025 | \$15,099 | \$0 | \$231,633 | | |
| Carmen L. Buck Professorship/Chair in Oncology Research Endowment Fund | 10/10/02 | \$429,453 | \$429,453 | \$1,295,576 | \$0 | \$0 | \$86,497 | (\$135,505) | \$1,246,568 | | |
| Carol Lee Robertson Endowed Professorship in Literacy | 02/04/99 | \$160,000 | \$281,400 | \$575,315 | \$0 | \$0 | \$39,375 | (\$19,646) | \$595,044 | | |
| Caroline Frances Ramsdell Research Professorship | 03/06/01 | \$51,179 | \$51,179 | \$136,449 | \$0 | \$0 | \$9,536 | \$0 | \$145,985 | | |
| Carroll M. Redford, Jr. Scholarship Endowment | 08/15/06 | \$50,000 | \$108,925 | \$195,442 | \$0 | \$6,500 | \$15,630 | (\$7,584) | \$209,988 | | |
| Center for Aluminum Technology Endowment Fund | 06/29/99 | \$1,775,000 | \$1,775,000 | \$4,949,864 | \$0 | \$0 | \$384,494 | (\$189,479) | \$5,144,879 | | |
| Center for Financial Services Research Endowment | 08/28/00 | \$50,000 | \$50,000 | \$142,540 | \$0 | \$0 | \$9,962 | \$0 | \$152,502 | | |
| Center for Real Estate Studies Endowment | 08/28/00 | \$50,000 | \$50,000 | \$133,814 | \$0 | \$0 | \$9,351 | \$0 | \$143,165 | | |
| Sports Communication Media & Promotion | 06/15/00 | \$75,000 | \$75,000 | \$211,359 | \$0 | \$0 | \$14,768 | \$0 | \$226,127 | | |
| Center on Aging Foundation Fellowship in Gerontology | 02/01/99 | \$75,000 | \$76,050 | \$183,281 | \$0 | \$0 | \$12,495 | (\$6,993) | \$188,783 | | |
| Center on Membrane Sciences Graduate Student Mentoring Endowment | 05/25/99 | \$25,000 | \$27,750 | \$79,612 | \$0 | \$0 | \$5,566 | \$0 | \$85,177 | | |

**University of Kentucky
Endowment Match Program
Table 5: Components of Change in Endowment Market Value
During Fiscal Year 2022 - 2023**

| Endowment Name | Date Estab. | Prior to 07/01/22 | | | | During Fiscal Year 2022 - 2023 | | | | Market Value as of 06/30/23 |
|---|-------------|----------------------|----------------|-----------------------------|----------------------|--------------------------------|----------------------------|-----------------------------------|-------------|-----------------------------|
| | | State Funds Received | Gifts Received | Market Value as of 07/01/22 | State Funds Received | Gifts Received and Transfers | Investment Earnings (Loss) | Earnings Distributed ¹ | | |
| Charles D. Lucas, Jr. Endowment for Parkinson's Disease Research | 02/12/04 | \$50,000 | \$289,424 | \$467,892 | \$0 | \$0 | \$32,673 | (\$1,140) | \$499,425 | |
| Charles H. Nicholson, M.D. Residency Fellowship in General Surgery | 12/26/02 | \$62,100 | \$96,123 | \$232,994 | \$0 | \$0 | \$16,284 | \$0 | \$249,279 | |
| Charles Parker Graves Endowed Professorship Fund | 05/15/01 | \$57,335 | \$75,124 | \$159,029 | \$0 | \$0 | \$10,840 | (\$6,066) | \$163,802 | |
| Charles S. Cassis Professorship of Law | 07/19/00 | \$102,984 | \$103,485 | \$264,176 | \$0 | \$0 | \$18,007 | (\$10,077) | \$272,106 | |
| Charles T. Wethington, Jr. Graduate and Professional Fellowship | 12/09/98 | \$500,000 | \$500,000 | \$1,232,042 | \$0 | \$0 | \$83,994 | (\$47,005) | \$1,269,031 | |
| Charles W. Hammond Professorship in Chemistry | 05/12/04 | \$340,000 | \$349,405 | \$872,798 | \$0 | \$0 | \$60,580 | (\$21,336) | \$912,042 | |
| Charlotte R. Schmidlapp Fellowship in Gerontology | 01/05/01 | \$150,000 | \$150,000 | \$349,261 | \$0 | \$0 | \$23,811 | (\$13,325) | \$359,747 | |
| Charlotte R. Schmidlapp Fellowship in Gynecologic Oncology | 09/10/02 | \$100,000 | \$100,000 | \$290,931 | \$0 | \$0 | \$20,334 | \$0 | \$311,266 | |
| Chellgren Endowed Chair in Corporate Strategy | 06/02/00 | \$500,000 | \$500,153 | \$1,199,576 | \$0 | \$0 | \$81,781 | (\$45,767) | \$1,235,590 | |
| Chellgren Fund for Excellence | 01/05/05 | \$2,250,000 | \$2,257,950 | \$5,535,470 | \$0 | \$0 | \$377,332 | (\$211,166) | \$5,701,636 | |
| Chellgren Lecturer Series | 05/05/99 | \$100,000 | \$100,000 | \$278,313 | \$0 | \$0 | \$19,450 | \$0 | \$297,763 | |
| Children's Miracle Network Research Chair #3 | 10/06/04 | \$1,000,000 | \$1,000,000 | \$3,051,821 | \$0 | \$0 | \$213,298 | \$0 | \$3,265,119 | |
| Children's Miracle Network Research Chair in Pediatrics, No.2 | 12/08/98 | \$500,000 | \$504,303 | \$1,510,687 | \$0 | \$0 | \$105,587 | \$0 | \$1,616,274 | |
| Class of 1949 Fellowship Endowment Fund | 11/13/00 | \$50,000 | \$95,741 | \$180,280 | \$0 | \$0 | \$12,366 | (\$5,177) | \$187,470 | |
| Clay Lancaster Endowed Professorship in Historic Preservation | 03/07/00 | \$250,500 | \$275,941 | \$747,811 | \$0 | \$0 | \$58,088 | (\$28,626) | \$777,273 | |
| Clifford J. Swauger, Jr. Summer Graduate Fellowship | 07/28/05 | \$59,160 | \$59,690 | \$158,467 | \$0 | \$0 | \$10,869 | (\$4,200) | \$165,136 | |
| College of Law 2002 Memorials Fellowship Endowment Fund | 12/31/03 | \$50,922 | \$122,435 | \$209,993 | \$0 | \$12,150 | \$15,471 | (\$8,325) | \$229,290 | |
| College of Nursing Millennium Fund | 12/05/00 | \$95,968 | \$98,134 | \$236,244 | \$0 | \$0 | \$16,106 | (\$9,013) | \$243,337 | |
| College of Pharmacy Parent & Alumni Scholarship/Fellowship Endowment Fund | 06/22/02 | \$51,454 | \$57,075 | \$174,340 | \$0 | \$0 | \$11,878 | (\$6,647) | \$179,571 | |
| Commonwealth Professorship of Minimally Invasive Surgery | 09/25/98 | \$100,000 | \$100,000 | \$242,840 | \$0 | \$0 | \$16,555 | (\$9,265) | \$250,130 | |
| CompEd, Inc. Fellowship Fund | 06/06/02 | \$50,000 | \$119,000 | \$209,343 | \$0 | \$0 | \$14,271 | (\$7,986) | \$215,628 | |
| Constance Wilson Endowed Professorship in Mental Health | 06/24/99 | \$50,000 | \$84,453 | \$201,870 | \$0 | \$125 | \$14,141 | \$0 | \$216,135 | |
| Cottrill-Roffes Chair in Catholic Studies | 10/28/05 | \$500,000 | \$501,000 | \$1,185,589 | \$0 | \$0 | \$81,396 | (\$51,881) | \$1,215,104 | |
| Cralle Foundation/Joan Cralle Day Endowed Fellowship Fund | 12/11/01 | \$300,000 | \$300,000 | \$759,446 | \$0 | \$0 | \$51,775 | (\$28,975) | \$782,247 | |

**University of Kentucky
Endowment Match Program
Table 5: Components of Change in Endowment Market Value
During Fiscal Year 2022 - 2023**

| Endowment Name | Date Estab. | Prior to 07/01/22 | | | | During Fiscal Year 2022 - 2023 | | | | Market Value as of 06/30/23 |
|---|-------------|----------------------|----------------|-----------------------------|----------------------|--------------------------------|----------------------------|-----------------------------------|-------------|-----------------------------|
| | | State Funds Received | Gifts Received | Market Value as of 07/01/22 | State Funds Received | Gifts Received and Transfers | Investment Earnings (Loss) | Earnings Distributed ¹ | | |
| Cralle-Day Children at Risk Endowment | 07/31/06 | \$500,000 | \$500,000 | \$1,693,190 | \$0 | \$0 | \$118,310 | \$0 | \$0 | \$1,811,501 |
| Creed Fulton Smith Endowed Fellowship Fund | 01/31/02 | \$50,000 | \$50,000 | \$131,505 | \$0 | \$0 | \$8,965 | (\$5,017) | (\$5,017) | \$135,454 |
| CSX Transportation Graduate Fellowship Fund | 02/23/01 | \$50,000 | \$53,538 | \$136,552 | \$0 | \$0 | \$10,607 | (\$5,227) | (\$5,227) | \$141,932 |
| Cynthia Shaw Crispin Chair in ALS Disease Research | 11/15/99 | \$500,000 | \$500,750 | \$1,129,319 | \$0 | \$0 | \$76,990 | (\$43,086) | (\$43,086) | \$1,163,223 |
| Databeam Professorship in Electrical & Computer Engineering | 11/05/01 | \$80,000 | \$85,000 | \$207,736 | \$0 | \$0 | \$14,162 | (\$7,926) | (\$7,926) | \$213,973 |
| David B. Stevens, M.D. Medical Fellowship Endowment | 02/09/07 | \$50,000 | \$50,000 | \$129,273 | \$0 | \$0 | \$9,035 | \$0 | \$0 | \$138,308 |
| David B. Stevens, M.D. Professorship or Chair in Orthopaedic Surgery | 04/12/02 | \$50,000 | \$50,000 | \$255,672 | \$0 | \$0 | \$17,865 | \$0 | \$0 | \$273,537 |
| David H. and Barbara Schlund Kaufman Professorship | 06/05/00 | \$50,000 | \$55,021 | \$138,230 | \$0 | \$0 | \$10,737 | (\$5,291) | (\$5,291) | \$143,676 |
| Della Marie Johnson Endowed Research Fund | 03/10/06 | \$50,000 | \$61,568 | \$144,834 | \$0 | \$51,809 | \$13,346 | (\$4,465) | (\$4,465) | \$205,524 |
| Deloitte Foundation Professorship in Accounting | 01/17/07 | \$121,525 | \$163,775 | \$490,311 | \$0 | \$0 | \$33,409 | (\$31,119) | (\$31,119) | \$492,600 |
| Delta Dental Plan of Kentucky Clinical Research Center Endowment | 08/21/02 | \$750,000 | \$750,000 | \$2,116,101 | \$0 | \$0 | \$144,265 | (\$80,734) | (\$80,734) | \$2,179,631 |
| Dennis M. Tekrony Fund for Seed Science Research | 03/31/08 | \$50,929 | \$50,929 | \$138,268 | \$0 | \$0 | \$9,426 | (\$5,275) | (\$5,275) | \$142,419 |
| DePuy Neuro Fellowship | 06/19/00 | \$500,000 | \$501,608 | \$1,348,258 | \$0 | \$0 | \$93,811 | \$0 | \$0 | \$1,442,069 |
| DePuy Neuro/Spine Surgery Fund | 06/19/00 | \$500,000 | \$500,000 | \$1,468,719 | \$0 | \$0 | \$98,204 | (\$147,798) | (\$147,798) | \$1,419,126 |
| DePuy Orthopaedic Fellowship | 06/19/00 | \$235,000 | \$235,000 | \$787,755 | \$0 | \$0 | \$55,044 | \$0 | \$0 | \$842,799 |
| Dermontti F. & Regina M. Dawson Graduate Fellowship in Education | 02/20/01 | \$50,000 | \$50,300 | \$124,194 | \$0 | \$0 | \$8,530 | (\$3,331) | (\$3,331) | \$129,393 |
| Development Dimensions International Professorship in Behavioral Health | 03/17/00 | \$100,000 | \$100,050 | \$234,773 | \$0 | \$0 | \$16,006 | (\$8,957) | (\$8,957) | \$241,822 |
| Division of Urology Leadership Endowment for Resident Research and Education | 04/27/10 | \$240,000 | \$242,300 | \$676,110 | \$0 | \$0 | \$46,093 | (\$25,795) | (\$25,795) | \$696,409 |
| Don Corum and National Nursery Products/Landscape Research Endowment | 05/04/99 | \$50,000 | \$52,600 | \$123,597 | \$0 | \$0 | \$8,429 | (\$4,717) | (\$4,717) | \$127,309 |
| Donald L. and Gertrude L. Lester Professorship in Mechanical Engineering | 03/18/02 | \$100,000 | \$100,000 | \$282,334 | \$0 | \$0 | \$21,931 | (\$10,808) | (\$10,808) | \$293,458 |
| Doris Nowak and William E. Stilwell, III Graduate Fellowship in Educational and Counseling Psychology | 08/15/06 | \$50,000 | \$102,397 | \$184,927 | \$0 | \$1,500 | \$12,810 | (\$4,983) | (\$4,983) | \$194,254 |
| Dorothy A. Miller Research Professorship in Social Work Education | 01/27/00 | \$100,000 | \$100,705 | \$267,685 | \$0 | \$0 | \$18,709 | \$0 | \$0 | \$286,393 |
| Dorothy Leathers Graduate Fellowship Fund | 02/23/99 | \$25,000 | \$51,520 | \$100,140 | \$0 | \$0 | \$31,645 | (\$24,674) | (\$24,674) | \$153,753 |
| Dorothy Luther Nursing Fellowship | 06/25/03 | \$50,759 | \$52,759 | \$141,597 | \$0 | \$0 | \$9,653 | (\$5,402) | (\$5,402) | \$145,848 |

**University of Kentucky
Endowment Match Program
Table 5: Components of Change in Endowment Market Value
During Fiscal Year 2022 - 2023**

| Endowment Name | Date Estab. | Prior to 07/01/22 | | | | During Fiscal Year 2022 - 2023 | | | | Market Value as of 06/30/23 |
|--|-------------|----------------------|----------------|-----------------------------|----------------------|--------------------------------|----------------------------|-----------------------------------|--------------|-----------------------------|
| | | State Funds Received | Gifts Received | Market Value as of 07/01/22 | State Funds Received | Gifts Received and Transfers | Investment Earnings (Loss) | Earnings Distributed ¹ | | |
| Douglas A. and Carole A. Boyd Professorship in Communication | 05/06/11 | \$100,674 | \$100,674 | \$256,353 | \$0 | \$500 | \$17,499 | (\$9,785) | \$264,567 | |
| Douglas J. Von Allmen Center for Entrepreneurship & E-Commerce | 09/19/00 | \$2,000,000 | \$2,002,000 | \$4,762,560 | \$0 | \$0 | \$326,047 | (\$232,253) | \$4,856,355 | |
| Douglas J. Von Allmen School of Accountancy Endowed Chair | 09/19/00 | \$2,000,000 | \$2,005,500 | \$4,590,176 | \$0 | \$0 | \$312,934 | (\$175,126) | \$4,727,984 | |
| Dr. and Mrs. C. Milton Coughenour Rural Sociology Professorship | 05/17/00 | \$100,000 | \$100,000 | \$238,870 | \$0 | \$0 | \$16,285 | (\$9,113) | \$246,042 | |
| Dr. Anthony N. DeMaria Cardiovascular Imaging Chair | 05/09/05 | \$500,000 | \$506,500 | \$1,265,661 | \$0 | \$1,000 | \$86,356 | (\$48,306) | \$1,304,710 | |
| Dr. Claire Louise Caudill Professorship in Family Medicine | 09/24/96 | \$741,880 | \$742,100 | \$1,926,916 | \$0 | \$0 | \$134,670 | (\$380) | \$2,061,206 | |
| Dr. Donald T. Frazier Professorship | 01/17/03 | \$50,000 | \$50,000 | \$126,954 | \$0 | \$0 | \$8,804 | (\$2,600) | \$133,157 | |
| Dr. E. Vernon Smith and Eloise C. Smith Professorship in Macular Degeneration | 05/11/06 | \$100,000 | \$100,000 | \$370,823 | \$0 | \$0 | \$25,069 | (\$28,101) | \$367,791 | |
| Dr. E. Vernon Smith and Eloise C. Smith Alzheimer's Research Endowed Chair Fund | 05/11/06 | \$2,000,000 | \$6,824,371 | \$11,181,774 | \$0 | \$0 | \$781,636 | \$0 | \$11,963,410 | |
| Dr. E. Vernon Smith and Eloise C. Smith Macular Degeneration Endowed Chair Fund | 05/11/06 | \$2,245,133 | \$2,260,000 | \$5,712,050 | \$0 | \$0 | \$399,273 | \$0 | \$6,111,323 | |
| Dr. E. Vernon Smith and Eloise C. Smith Professorship in American History | 05/11/06 | \$100,000 | \$100,000 | \$243,801 | \$0 | \$0 | \$16,584 | (\$7,822) | \$252,563 | |
| Dr. E. Vernon Smith and William E. Smith Endowed Faculty Fellowship in the College of Business and Economics | 05/11/06 | \$100,000 | \$100,000 | \$239,291 | \$0 | \$0 | \$16,467 | (\$8,724) | \$247,034 | |
| Dr. E. Vernon Smith, Bertice Henry Smith and Bertice Harold Smith Professorship in Nursing | 05/11/06 | \$100,000 | \$100,000 | \$245,311 | \$0 | \$0 | \$16,724 | (\$9,359) | \$252,676 | |
| Dr. Fred W. Zechman Professorship | 01/17/03 | \$50,000 | \$50,000 | \$119,309 | \$0 | \$0 | \$8,274 | (\$1,152) | \$126,431 | |
| Dr. Jamie Jacobs Medical Student Scholarship | 06/12/02 | \$50,000 | \$50,000 | \$132,385 | \$0 | \$0 | \$9,253 | \$0 | \$141,637 | |
| Dr. Judith Ann Powell Pachtman Professorship or Chair in Obstetrics & Gynecology | 01/19/01 | \$50,000 | \$51,000 | \$249,331 | \$0 | \$250 | \$17,430 | \$0 | \$267,010 | |
| Dr. Laurie L. Humphries Endowed Chair in Child Psychiatry | 06/30/10 | \$500,000 | \$1,250,000 | \$2,689,833 | \$0 | \$0 | \$186,714 | (\$48,119) | \$2,828,428 | |
| Dr. Louis L. Boyarsky Professorship | 01/17/03 | \$50,000 | \$50,000 | \$119,895 | \$0 | \$0 | \$8,380 | \$0 | \$128,275 | |
| Dr. Richard R. & Dorothy Hillenmeyer Crutcher Scholarship Fund | 02/01/01 | \$200,000 | \$200,000 | \$527,971 | \$0 | \$50,000 | \$38,047 | (\$30,000) | \$586,018 | |
| Dr. Robert and Linda Granacher Scholarship | 03/30/11 | \$50,132 | \$50,133 | \$157,204 | \$0 | \$0 | \$10,537 | (\$10,000) | \$157,741 | |
| Dr. Robert D. Hayes Endowed Graduate Fellowship Fund | 06/01/01 | \$50,000 | \$57,532 | \$150,757 | \$0 | \$0 | \$11,710 | (\$5,771) | \$156,696 | |
| Dr. Robert D. Marciani Endowed Fund in Oral & Maxillofacial Surgery & Oral Health Research | 12/04/09 | \$59,989 | \$190,391 | \$436,122 | \$0 | \$0 | \$33,864 | (\$16,688) | \$453,298 | |
| Dr. Shih-Chun Wang Professorship in Physiology | 10/27/00 | \$50,000 | \$51,077 | \$141,795 | \$0 | \$0 | \$9,945 | \$0 | \$151,740 | |
| Dr. Thomas L. Skinner Professorship in Physiology | 06/21/00 | \$50,000 | \$53,000 | \$143,443 | \$0 | \$0 | \$9,767 | (\$9,090) | \$144,120 | |

University of Kentucky
Endowment Match Program
Table 5: Components of Change in Endowment Market Value
During Fiscal Year 2022 - 2023

| Endowment Name | Date Estab. | Prior to 07/01/22 | | | | During Fiscal Year 2022 - 2023 | | | | Market Value as of 06/30/23 |
|---|-------------|----------------------|----------------|-----------------------------|----------------------|--------------------------------|----------------------------|-----------------------------------|-------------|-----------------------------|
| | | State Funds Received | Gifts Received | Market Value as of 07/01/22 | State Funds Received | Gifts Received and Transfers | Investment Earnings (Loss) | Earnings Distributed ¹ | | |
| Dr. William A. & Ann T. Withington Graduate Student Support Fund | 10/30/00 | \$68,510 | \$72,813 | \$280,313 | \$0 | \$500 | \$19,430 | (\$8,162) | \$292,080 | |
| Dr. William Jack Carey Professorship in Emergency Medicine | 01/09/01 | \$50,000 | \$55,014 | \$179,753 | \$0 | \$0 | \$12,256 | (\$6,859) | \$185,151 | |
| Dr. William R. Willard Professorship in Behavioral Science | 02/26/06 | \$41,205 | \$59,822 | \$188,947 | \$0 | \$300,000 | \$22,584 | \$0 | \$511,531 | |
| Drs. Barbara and James Holsinger Professorship in Anatomy | 03/15/01 | \$115,000 | \$115,000 | \$328,157 | \$0 | \$0 | \$22,767 | (\$5,646) | \$345,278 | |
| DuMez Faculty Research Development Fund | 12/30/07 | \$50,000 | \$56,000 | \$138,088 | \$0 | \$0 | \$9,414 | (\$5,268) | \$142,233 | |
| E. Preston Hicks Professorship for Orthodontics & Oral Health Research | 09/30/04 | \$477,001 | \$498,835 | \$1,534,107 | \$0 | \$0 | \$105,879 | (\$29,471) | \$1,610,516 | |
| E.A. Ford, III Endowment for ALS Research | 03/26/04 | \$50,000 | \$55,000 | \$190,081 | \$0 | \$0 | \$13,314 | \$0 | \$203,395 | |
| Earl F. & Jean M. Lockwood Professorship of International Commerce and Entrepreneurship | 09/28/00 | \$200,000 | \$200,000 | \$470,408 | \$0 | \$0 | \$32,070 | (\$17,947) | \$484,531 | |
| Earl Platt Slone Endowed Professorship in Pharmacy Practice and Science | 09/12/02 | \$142,014 | \$160,219 | \$541,309 | \$0 | \$3,700 | \$42,163 | (\$20,751) | \$566,422 | |
| Earle C. Clements Graduate Research Fellowship | 03/14/07 | \$125,000 | \$125,500 | \$323,202 | \$0 | \$0 | \$22,032 | (\$12,330) | \$332,904 | |
| Earth and Environmental Sciences Endowed Alumni Professorship | 11/07/06 | \$67,400 | \$119,087 | \$219,250 | \$0 | \$0 | \$15,108 | (\$7,165) | \$227,193 | |
| Edith D. Gardner Chair in Cancer Research | 11/27/89 | \$789,700 | \$789,700 | \$2,268,674 | \$0 | \$0 | \$157,627 | (\$31,425) | \$2,394,877 | |
| Elise White Boyd Graduate Fellowship | 12/09/04 | \$125,000 | \$139,244 | \$310,401 | \$0 | \$0 | \$21,160 | (\$11,842) | \$319,719 | |
| Eloise C. Smith and Dr. E. Vernon Smith Medical Scholarship Endowment | 05/11/06 | \$800,000 | \$800,000 | \$2,027,659 | \$0 | \$0 | \$138,375 | (\$74,534) | \$2,091,501 | |
| Emery A. Wilson, M.D. Dean's Chair | 05/31/07 | \$99,037 | \$105,624 | \$255,180 | \$0 | \$0 | \$17,837 | \$0 | \$273,017 | |
| Endowed Chair in Neuroscience | 12/31/01 | \$500,066 | \$500,066 | \$1,260,751 | \$0 | \$0 | \$85,991 | (\$48,123) | \$1,298,619 | |
| Endowed Chair in Neurosurgery | 05/19/99 | \$500,000 | \$500,289 | \$1,254,886 | \$0 | \$0 | \$85,552 | (\$47,877) | \$1,292,561 | |
| Endowed Chair in Orthopaedic Surgery Research | 06/23/04 | \$500,000 | \$524,900 | \$1,205,794 | \$0 | \$0 | \$82,641 | (\$30,844) | \$1,257,591 | |
| Endowed Chair/Distinguished Scholar in Rural Health Policy | 09/03/01 | \$1,000,000 | \$1,000,000 | \$3,024,234 | \$0 | \$0 | \$240,990 | \$0 | \$3,265,224 | |
| Endowed Professorship in Cardiology | 04/19/00 | \$50,000 | \$149,755 | \$261,320 | \$0 | \$0 | \$17,821 | (\$9,973) | \$269,168 | |
| Endowed Professorship in Forestry and Environmental Sciences | 12/31/01 | \$500,066 | \$500,066 | \$1,311,513 | \$0 | \$0 | \$89,439 | (\$50,052) | \$1,350,899 | |
| Endowed Professorship in Neuro-Urologic Research | 02/29/04 | \$336,216 | \$336,216 | \$794,889 | \$0 | \$0 | \$54,191 | (\$30,327) | \$818,753 | |
| Ernst & Young Professorship of Accountancy | 08/12/87 | \$153,065 | \$282,385 | \$628,516 | \$0 | \$0 | \$42,465 | (\$48,977) | \$622,004 | |
| Ethelyn O'Neal Endowed Fellowship Fund | 05/15/06 | \$900,000 | \$1,003,343 | \$2,597,911 | \$0 | \$0 | \$177,086 | (\$100,000) | \$2,674,997 | |

**University of Kentucky
Endowment Match Program
Table 5: Components of Change in Endowment Market Value
During Fiscal Year 2022 - 2023**

| Endowment Name | Date Estab. | Prior to 07/01/22 | | | | During Fiscal Year 2022 - 2023 | | | | Market Value as of 06/30/23 |
|---|-------------|----------------------|----------------|-----------------------------|----------------------|--------------------------------|----------------------------|-----------------------------------|-------------|-----------------------------|
| | | State Funds Received | Gifts Received | Market Value as of 07/01/22 | State Funds Received | Gifts Received and Transfers | Investment Earnings (Loss) | Earnings Distributed ¹ | | |
| Evalyn Anderson Edwards Professorship | 10/29/04 | \$250,000 | \$250,000 | \$612,190 | \$0 | \$0 | \$41,736 | (\$23,357) | \$630,569 | |
| Everett H. Metcalf, Jr. Professorship of Law | 06/19/01 | \$200,000 | \$200,000 | \$526,725 | \$0 | \$0 | \$35,951 | (\$20,119) | \$542,557 | |
| Floyd H. Wright Research Endowment | 12/08/98 | \$1,080,000 | \$1,080,000 | \$2,593,947 | \$0 | \$0 | \$176,842 | (\$98,965) | \$2,671,824 | |
| Frank J. Derbyshire Research Professorship Endowment | 12/06/99 | \$100,000 | \$128,858 | \$413,875 | \$0 | \$0 | \$28,919 | \$0 | \$442,794 | |
| G. Dan and Virginia Martin Pediatric Research Fund | 12/31/08 | \$100,000 | \$140,000 | \$319,402 | \$0 | \$40,000 | \$23,378 | (\$12,932) | \$369,848 | |
| Gaines Center Lafayette Seminar Endowment | 03/18/04 | \$111,230 | \$139,956 | \$316,772 | \$0 | \$0 | \$21,596 | (\$12,085) | \$326,282 | |
| Gallion & Baker Professorship | 08/16/00 | \$100,000 | \$100,350 | \$265,615 | \$0 | \$0 | \$18,104 | (\$10,131) | \$273,587 | |
| Gartner Group Chair in Network Engineering | 09/15/98 | \$900,000 | \$900,000 | \$2,300,016 | \$0 | \$0 | \$156,803 | (\$87,751) | \$2,369,068 | |
| Gary B. Knapp Endowed Chair in Arts Administration | 06/24/99 | \$500,000 | \$500,000 | \$1,251,142 | \$0 | \$0 | \$85,294 | (\$47,733) | \$1,288,703 | |
| Gary B. Knapp Endowment in Support of Business Education and the Arts | 06/24/99 | \$1,000,000 | \$1,000,000 | \$2,812,480 | \$0 | \$0 | \$183,389 | \$0 | \$2,995,869 | |
| George A. Digenis Professorship/Chair in Drug Design and Discovery in Pharmaceutical Sciences | 03/12/02 | \$68,650 | \$85,250 | \$220,094 | \$0 | \$0 | \$17,174 | (\$6,898) | \$230,370 | |
| George A. Young Endowment for Stroke Research | 08/02/02 | \$1,479,600 | \$1,968,415 | \$5,035,566 | \$0 | \$0 | \$347,529 | (\$170,940) | \$5,212,155 | |
| George and Betty Blanda Professorship in Education | 01/25/00 | \$100,000 | \$100,000 | \$250,413 | \$0 | \$0 | \$17,198 | (\$6,716) | \$260,895 | |
| George E. Mitchell, Jr. Graduate Fellowship Fund for Animal Sciences | 02/17/99 | \$120,000 | \$131,433 | \$316,052 | \$0 | \$0 | \$21,547 | (\$12,058) | \$325,541 | |
| George Schwert Professorship in Biochemistry | 10/18/00 | \$235,000 | \$235,000 | \$650,838 | \$0 | \$0 | \$50,654 | (\$24,962) | \$676,529 | |
| Georgia Davis Powers Endowment Fund5 | 01/22/07 | \$500,000 | \$503,439 | \$1,753,402 | \$0 | \$0 | \$129,114 | \$0 | \$1,882,516 | |
| Gerald L. Nichols Fellowship Fund | 12/22/98 | \$125,000 | \$125,000 | \$297,378 | \$0 | \$0 | \$20,274 | (\$11,346) | \$306,306 | |
| Geraldine L. Cosby Scholarship | 12/09/98 | \$45,000 | \$45,000 | \$110,413 | \$0 | \$0 | \$7,689 | (\$663) | \$117,439 | |
| Gertrude F. Ribble Academic Fund | 04/29/98 | \$1,000,000 | \$1,152,209 | \$2,946,342 | \$0 | \$0 | \$201,800 | (\$115,194) | \$3,032,947 | |
| Gifford Blyton Professorship in Oral Communication and Forensics | 06/04/02 | \$197,926 | \$201,226 | \$525,220 | \$0 | \$0 | \$35,807 | (\$20,038) | \$540,988 | |
| Gill Foundation Chair in Preventive Cardiology3 | 01/20/98 | \$0 | \$1,000,000 | \$1,574,059 | \$0 | \$0 | \$108,588 | (\$46,847) | \$1,635,800 | |
| Gill Foundation Professorship in Interventional Cardiology3 | 12/19/97 | \$0 | \$200,225 | \$225,402 | \$0 | \$0 | \$15,367 | (\$8,600) | \$232,169 | |
| Gill Heart Institute Endowment3 | 12/26/02 | \$0 | \$1,168,759 | \$1,600,480 | \$0 | \$0 | \$110,843 | (\$43,413) | \$1,667,910 | |
| Gloria W. Singletary Chair in Women's Health | 05/29/02 | \$500,150 | \$502,300 | \$1,474,093 | \$0 | \$0 | \$103,030 | \$0 | \$1,577,122 | |

University of Kentucky
 Endowment Match Program
Table 5: Components of Change in Endowment Market Value
 During Fiscal Year 2022 - 2023

| Endowment Name | Date Estab. | Prior to 07/01/22 | | | | | During Fiscal Year 2022 - 2023 | | | | | Market Value as of 06/30/23 |
|--|-------------|----------------------|----------------|-----------------------------|----------------------|------------------------------|--------------------------------|-----------------------------------|-------------|--|--|-----------------------------|
| | | State Funds Received | Gifts Received | Market Value as of 07/01/22 | State Funds Received | Gifts Received and Transfers | Investment Earnings (Loss) | Earnings Distributed ¹ | | | | |
| Good Samaritan Chair in Health Education, Research, Health Promotion and Preventive Services | 03/02/00 | \$500,000 | \$500,000 | \$1,321,732 | \$0 | \$0 | \$102,669 | (\$50,596) | \$1,373,806 | | | |
| Good Samaritan Professorship or Chair in Community Health Nursing | 09/19/02 | \$500,000 | \$500,000 | \$1,199,407 | \$0 | \$0 | \$81,769 | (\$45,760) | \$1,235,416 | | | |
| Gordon L. Hyde, M.D.Chair in Vascular Surgery | 12/20/96 | \$189,445 | \$588,782 | \$1,349,126 | \$0 | \$0 | \$92,003 | (\$51,488) | \$1,389,642 | | | |
| Graduate Studies and Research Endowed Fund | 09/10/02 | \$130,000 | \$130,100 | \$372,800 | \$0 | \$0 | \$25,558 | (\$7,735) | \$390,623 | | | |
| Gregory M. Jasko Cardiovascular Research Endowment in the Division of Cardiology | 07/01/03 | \$142,000 | \$144,036 | \$339,459 | \$0 | \$0 | \$23,674 | (\$1,931) | \$361,203 | | | |
| Guy M. Davenport Endowed Professorship in English | 11/16/05 | \$50,000 | \$1,815,893 | \$2,262,364 | \$0 | \$0 | \$157,300 | (\$17,527) | \$2,402,136 | | | |
| H. Bruce Price Professorship in Agricultural Economics | 05/19/94 | \$50,000 | \$75,602 | \$190,772 | \$0 | \$25 | \$13,035 | (\$7,294) | \$196,538 | | | |
| H. E. Katterjohn Professorship in Engineering | 12/01/03 | \$250,000 | \$251,811 | \$648,869 | \$0 | \$0 | \$44,236 | (\$24,756) | \$668,349 | | | |
| H. Lester Reynolds Professorship in Engineering | 11/13/02 | \$100,000 | \$104,000 | \$283,270 | \$0 | \$0 | \$19,312 | (\$10,807) | \$291,775 | | | |
| Hajja Razia Sharif Sheikh Islamic Studies Professor | 02/14/11 | \$100,000 | \$100,000 | \$262,134 | \$0 | \$0 | \$17,860 | (\$7,467) | \$272,527 | | | |
| Halcomb Endowed Fellowship in Medicine and Engineering | 10/21/08 | \$500,000 | \$526,983 | \$1,373,278 | \$0 | \$0 | \$93,622 | (\$52,394) | \$1,414,507 | | | |
| Hardin-Drnevich-Huang Professorship in Geotechnical Engineering | 07/21/06 | \$156,205 | \$184,431 | \$396,854 | \$0 | \$0 | \$27,054 | (\$15,140) | \$408,768 | | | |
| Harold R. Burton Endowed Professorship in Plant Biochemistry | 05/01/00 | \$618,750 | \$618,750 | \$1,568,130 | \$0 | \$0 | \$106,907 | (\$59,828) | \$1,615,209 | | | |
| Harper Industries, Inc. Graduate Fellowship Endowment Fund | 10/14/99 | \$200,000 | \$200,000 | \$533,277 | \$0 | \$0 | \$36,367 | (\$20,352) | \$549,292 | | | |
| Harry B. Kostenbauder Professorship in Pharmacy3 | 04/24/02 | \$200,000 | \$36,075 | \$336,420 | \$0 | \$0 | \$22,931 | (\$12,833) | \$346,518 | | | |
| Harry E. Wheeler Chair in Plant Mycology | 09/28/00 | \$500,000 | \$500,000 | \$1,149,275 | \$0 | \$0 | \$78,351 | (\$43,848) | \$1,183,779 | | | |
| Heleen Edwards Abell Chair in Historic Preservation | 03/15/00 | \$500,937 | \$502,712 | \$1,223,032 | \$0 | \$0 | \$83,380 | (\$46,662) | \$1,259,750 | | | |
| Helen Thacker Graduate Fellowship in Educational and Counseling Psychology | 06/14/00 | \$100,000 | \$100,000 | \$258,518 | \$0 | \$0 | \$20,225 | (\$6,957) | \$271,786 | | | |
| Hellmann Family Fund in the Division of Infectious Diseases | 02/07/02 | \$50,000 | \$50,000 | \$156,672 | \$0 | \$0 | \$10,947 | \$0 | \$167,619 | | | |
| Hellmann Family Scholarship Endowment Fund | 04/11/08 | \$50,000 | \$50,000 | \$148,372 | \$0 | \$0 | \$10,213 | (\$3,500) | \$155,085 | | | |
| Hildegard Rose Shapiro Endowed Equine Research Fund | 03/20/09 | \$500,000 | \$567,137 | \$1,537,761 | \$0 | \$0 | \$104,835 | (\$58,669) | \$1,583,928 | | | |
| Holbrook Law Library Endowment | 05/24/01 | \$150,000 | \$228,974 | \$576,813 | \$0 | \$0 | \$44,952 | (\$19,026) | \$602,739 | | | |
| Infectious Diseases Research Professorship in Internal Medicine | 05/10/02 | \$50,000 | \$50,000 | \$133,394 | \$0 | \$0 | \$9,094 | (\$5,089) | \$137,398 | | | |
| Institute of Rural Journalism & Community Issues Endowed Fund for Excellence | 03/28/05 | \$722,097 | \$955,269 | \$1,865,714 | \$0 | \$30,849 | \$129,656 | (\$75,000) | \$1,951,219 | | | |

University of Kentucky
 Endowment Match Program
 Table 5: Components of Change in Endowment Market Value
 During Fiscal Year 2022 - 2023

| Endowment Name | Date Estab. | Prior to 07/01/22 | | | | During Fiscal Year 2022 - 2023 | | | | Market Value as of 06/30/23 |
|--|-------------|----------------------|----------------|-----------------------------|----------------------|--------------------------------|----------------------------|-----------------------------------|-------------|-----------------------------|
| | | State Funds Received | Gifts Received | Market Value as of 07/01/22 | State Funds Received | Gifts Received and Transfers | Investment Earnings (Loss) | Earnings Distributed ¹ | | |
| Isaac T. Stewart Fellowship Fund | 12/15/05 | \$50,000 | \$50,000 | \$127,072 | \$0 | \$0 | \$8,825 | (\$1,225) | \$134,673 | |
| J. C. Fenn Graduate Fellowship Fund | 11/13/00 | \$50,000 | \$73,014 | \$146,188 | \$0 | \$400 | \$10,157 | (\$1,600) | \$155,145 | |
| J. Gary Maynard, Jr., Professorship for Periodontology and Oral Health Research | 11/10/05 | \$300,259 | \$313,158 | \$1,061,716 | \$0 | \$0 | \$83,429 | (\$20,461) | \$1,124,684 | |
| J. B. Hilliard, W.L. Lyons, Inc. Chair for Innovation Management | 06/22/99 | \$500,000 | \$500,000 | \$1,204,115 | \$0 | \$0 | \$82,090 | (\$45,940) | \$1,240,265 | |
| Jack & Linda Gill College of Arts & Sciences Research Excellence Fund | 06/18/01 | \$500,000 | \$500,000 | \$1,096,978 | \$0 | \$0 | \$74,608 | (\$48,688) | \$1,122,898 | |
| Jack & Linda Gill Engineering Research Excellence Fund | 06/18/01 | \$500,000 | \$500,000 | \$1,057,299 | \$0 | \$0 | \$72,082 | (\$40,339) | \$1,089,041 | |
| Jack M. Gill Chair in Internal Medicine3 | 01/20/98 | \$1,000,000 | \$0 | \$1,216,072 | \$0 | \$0 | \$82,905 | (\$46,396) | \$1,252,582 | |
| Jacqueline A. Noonan - CMN Research Chair in Pediatrics3 | 12/08/08 | \$1,000,000 | \$1,002,276 | \$3,206,023 | \$0 | \$0 | \$223,099 | (\$30,700) | \$3,398,422 | |
| Jacqueline A. Noonan Professorship in Pediatrics3 | 01/20/98 | \$200,000 | \$305,990 | \$630,476 | \$0 | \$0 | \$44,033 | \$0 | \$674,509 | |
| Jacqueline K. Resinger Fellowship in Medical Laboratory Science | 02/27/04 | \$50,000 | \$121,272 | \$205,914 | \$0 | \$0 | \$13,993 | (\$9,151) | \$210,755 | |
| Jacqueline Y. Miller Smith Visiting Professorship in Women's Health & Rheumatology | 03/16/06 | \$54,225 | \$54,825 | \$185,373 | \$0 | \$0 | \$12,953 | \$0 | \$198,326 | |
| James & Mary Lassiter Endowed Chair | 12/22/00 | \$500,000 | \$500,000 | \$1,324,972 | \$0 | \$0 | \$92,600 | \$0 | \$1,417,571 | |
| James & Mary Lassiter Endowed Fellowship | 05/17/01 | \$200,000 | \$219,025 | \$493,092 | \$0 | \$0 | \$33,616 | (\$18,813) | \$507,896 | |
| James & Mary Lassiter Endowed Professorship | 05/17/01 | \$100,000 | \$100,000 | \$236,712 | \$0 | \$0 | \$16,138 | (\$9,031) | \$243,818 | |
| James and Cora Sanders Nursery/Landscape Research Endowment | 04/28/99 | \$26,195 | \$29,145 | \$68,825 | \$0 | \$0 | \$4,692 | (\$2,626) | \$70,891 | |
| James and Diane Stuckert BS/MBA Program Endowment Fund | 04/02/07 | \$3,200,000 | \$3,200,000 | \$7,941,555 | \$0 | \$0 | \$541,414 | (\$302,990) | \$8,179,979 | |
| James and Diane Stuckert BS/MBA Program Endowment Fund | 04/02/07 | \$1,800,000 | \$1,800,000 | \$4,367,043 | \$0 | \$0 | \$297,723 | (\$166,614) | \$4,498,152 | |
| James and Diane Stuckert Professorship in Service Learning | 08/23/05 | \$250,000 | \$250,000 | \$687,202 | \$0 | \$0 | \$47,191 | (\$18,428) | \$715,964 | |
| James Arvie Thacker Fund | 06/30/04 | \$50,000 | \$50,000 | \$232,717 | \$0 | \$187,415 | \$24,575 | (\$7,862) | \$436,846 | |
| James E. & Christine D. Luckett Endowed Fellowship Fund | 08/23/05 | \$400,000 | \$400,078 | \$960,197 | \$0 | \$0 | \$65,461 | (\$36,634) | \$989,025 | |
| James F. Glenn, M.D. Endowed Chair in Urology | 10/25/00 | \$600,000 | \$601,000 | \$1,511,371 | \$0 | \$0 | \$103,037 | (\$57,662) | \$1,556,746 | |
| James F. Hardymon Chair in Manufacturing Systems | 02/19/99 | \$500,000 | \$500,000 | \$1,185,162 | \$0 | \$0 | \$80,798 | (\$45,217) | \$1,220,744 | |
| James F. Hardymon Chair in Urologic Research | 04/06/00 | \$1,000,000 | \$1,000,000 | \$2,300,597 | \$0 | \$0 | \$160,823 | \$0 | \$2,461,420 | |
| James F. Hardymon Chairs in Networking | 02/19/99 | \$500,000 | \$505,293 | \$1,191,734 | \$0 | \$0 | \$81,246 | (\$45,468) | \$1,227,512 | |

University of Kentucky
 Endowment Match Program
Table 5: Components of Change in Endowment Market Value
 During Fiscal Year 2022 - 2023

| Endowment Name | Date Estab. | Prior to 07/01/22 | | | | | During Fiscal Year 2022 - 2023 | | | | |
|---|-------------|----------------------|----------------|-----------------------------|----------------------|------------------------------|--------------------------------|-----------------------------------|-----------------------------|--|--|
| | | State Funds Received | Gifts Received | Market Value as of 07/01/22 | State Funds Received | Gifts Received and Transfers | Investment Earnings (Loss) | Earnings Distributed ¹ | Market Value as of 06/30/23 | | |
| James F. Hardyman Graduate Fellowship Program | 02/19/99 | \$500,000 | \$500,000 | \$1,185,162 | \$0 | \$0 | \$80,798 | (\$45,217) | \$1,220,744 | | |
| James L. & Suzanne H. Elliott Professorship in Pediatrics | 12/09/04 | \$47,937 | \$47,937 | \$159,938 | \$0 | \$0 | \$10,913 | (\$9,304) | \$161,548 | | |
| James R. Boyd Professorship in Electrical Engineering | 01/28/98 | \$100,000 | \$143,168 | \$317,597 | \$0 | \$0 | \$21,658 | (\$12,120) | \$327,134 | | |
| James Stephen Brown Graduate Appalachian Studies Fund | 02/20/99 | \$50,330 | \$51,200 | \$128,648 | \$0 | \$0 | \$8,815 | (\$6,175) | \$131,288 | | |
| James W. Holsinger, Jr. M.D. Professorship in Neurosciences | 11/26/03 | \$50,000 | \$50,000 | \$123,170 | \$0 | \$0 | \$8,402 | (\$4,702) | \$126,870 | | |
| Jana Oliver Memorial Fellowship Fund | 12/28/00 | \$100,000 | \$100,000 | \$236,324 | \$0 | \$0 | \$16,111 | (\$9,016) | \$243,419 | | |
| Janet Galloway Carter Chair in Rehabilitation Medicine | 05/10/00 | \$272,714 | \$874,451 | \$1,710,583 | \$0 | \$0 | \$118,289 | (\$54,061) | \$1,774,811 | | |
| Janet H. Koller Endowment for Equine Research and Development | 01/25/05 | \$1,684,279 | \$1,684,968 | \$3,728,501 | \$0 | \$0 | \$254,162 | (\$142,236) | \$3,840,427 | | |
| Janet H. Koller Equine Biomimetics Research Endowment | 09/30/05 | \$2,000,000 | \$2,000,113 | \$4,556,242 | \$0 | \$0 | \$310,622 | (\$173,833) | \$4,693,031 | | |
| Janet H. Koller Equine Infectious Diseases Research Endowment | 08/31/05 | \$2,000,000 | \$2,000,000 | \$4,556,256 | \$0 | \$0 | \$310,623 | (\$173,833) | \$4,693,046 | | |
| Janet H. Koller Priority Response Research Endowment | 01/25/05 | \$1,000,000 | \$1,000,000 | \$2,303,477 | \$0 | \$0 | \$157,039 | (\$87,883) | \$2,372,632 | | |
| Jason Alexander Gill Professorship in Cardiothoracic Surgery ³ | 12/19/97 | \$0 | \$200,000 | \$292,547 | \$0 | \$0 | \$20,447 | \$0 | \$312,994 | | |
| Jefferson Morris Gill, Ph.D. Professorship in Cardiology ³ | 12/19/97 | \$0 | \$200,000 | \$260,395 | \$0 | \$0 | \$17,752 | (\$9,935) | \$268,213 | | |
| Jeffrey N. and Jennifer S. Quinn Graduate Fellowship in Engineering | 04/05/07 | \$50,000 | \$50,089 | \$122,776 | \$0 | \$0 | \$8,370 | (\$4,684) | \$126,462 | | |
| Jennifer Gill Roberts Professorship in Pediatric Cardiology ³ | 12/19/97 | \$0 | \$200,000 | \$285,112 | \$0 | \$0 | \$19,642 | (\$9,524) | \$295,231 | | |
| Jennifer S. Quinn M.D. and Jeffrey N. Quinn Professorship in Pediatric Oncology Endowment | 03/03/07 | \$50,000 | \$50,000 | \$192,216 | \$0 | \$0 | \$13,431 | \$0 | \$205,647 | | |
| Jes & Clementine Schlaikjer Professorship - I2 | 06/11/02 | \$0 | \$256,515 | \$392,332 | \$0 | \$0 | \$26,738 | (\$14,963) | \$404,107 | | |
| Jes & Clementine Schlaikjer Professorship - II2 | 06/11/02 | \$0 | \$253,538 | \$410,367 | \$0 | \$0 | \$27,965 | (\$15,650) | \$422,682 | | |
| Jes E. and Clementine Mills Schlaikjer Chair in Equine Infectious Diseases ² | 12/09/98 | \$0 | \$3,467,208 | \$5,186,768 | \$0 | \$0 | \$353,621 | (\$197,896) | \$5,342,493 | | |
| Joanne I. Bell Endowment in Critical Thinking and Social Policy Analysis | 02/07/03 | \$50,000 | \$84,700 | \$216,997 | \$0 | \$0 | \$15,165 | \$0 | \$232,162 | | |
| Joe A. & Cecil Dulin Wallace Fund | 09/07/00 | \$375,000 | \$410,000 | \$1,057,156 | \$0 | \$0 | \$82,118 | (\$40,468) | \$1,098,806 | | |
| John A. Morris Library Endowed Research and Mission Support Fund ² | 12/09/98 | \$1,000,000 | \$0 | \$1,263,020 | \$0 | \$0 | \$86,131 | (\$48,201) | \$1,300,950 | | |
| John B. and Jane B. Stephenson Endowed Graduate Fellowship | 05/14/99 | \$25,000 | \$25,319 | \$119,629 | \$0 | \$0 | \$8,155 | (\$4,564) | \$123,220 | | |
| John C. Hubbard Endowment | 11/22/05 | \$122,010 | \$122,010 | \$280,289 | \$0 | \$0 | \$19,175 | (\$17,116) | \$282,349 | | |

**University of Kentucky
Endowment Match Program
Table 5: Components of Change in Endowment Market Value
During Fiscal Year 2022 - 2023**

| Endowment Name | Date Estab. | Prior to 07/01/22 | | | | | During Fiscal Year 2022 - 2023 | | | | |
|--|-------------|----------------------|----------------|-----------------------------|----------------------|------------------------------|--------------------------------|-----------------------------------|-----------------------------|--|--|
| | | State Funds Received | Gifts Received | Market Value as of 07/01/22 | State Funds Received | Gifts Received and Transfers | Investment Earnings (Loss) | Earnings Distributed ¹ | Market Value as of 06/30/23 | | |
| John Edwin Partington and Gwendolyn Gray Partington Scholarship Fund | 08/31/98 | \$268,000 | \$294,588 | \$724,418 | \$0 | \$0 | \$49,767 | (\$19,434) | \$754,751 | | |
| John H. Heick Professorship in Soil Science | 01/22/01 | \$100,000 | \$100,000 | \$239,641 | \$0 | \$0 | \$16,338 | (\$9,143) | \$246,836 | | |
| John I. and Patricia J. Buster Endowment Fund in the College of Human Environmental Sciences | 04/07/99 | \$956,358 | \$1,315,540 | \$2,839,808 | \$0 | \$54,400 | \$196,632 | (\$109,447) | \$2,981,393 | | |
| John L. and Ruth J. Southam Animal Biopathology Research Endowment | 05/27/05 | \$384,267 | \$420,475 | \$1,013,957 | \$0 | \$0 | \$69,124 | (\$38,684) | \$1,044,397 | | |
| John L. Clarke, Jr. & Fred K. Knapp Entomology Graduate Student Research Fund | 12/31/05 | \$50,420 | \$51,420 | \$144,760 | \$0 | \$0 | \$9,869 | (\$5,523) | \$149,106 | | |
| John Mink Chair for Pediatric Dentistry and Oral Health Research | 11/25/98 | \$509,559 | \$528,059 | \$1,980,913 | \$0 | \$0 | \$136,705 | (\$38,051) | \$2,079,567 | | |
| John R. Gaines Endowed Chair in the Humanities | 03/30/05 | \$563,990 | \$677,380 | \$1,431,808 | \$0 | \$0 | \$97,608 | (\$54,624) | \$1,474,792 | | |
| John R. Van Nagell, M.D. Chair in Gynecologic Oncology | 12/12/00 | \$392,000 | \$592,000 | \$1,402,383 | \$0 | \$0 | \$94,938 | (\$53,130) | \$1,444,192 | | |
| John Russell Groves-Kentucky Housing Corporation Research Fund in Affordable Housing Design | 06/11/02 | \$300,000 | \$300,000 | \$764,545 | \$0 | \$0 | \$52,123 | (\$29,169) | \$787,498 | | |
| John S. & Elizabeth A. Knight Chair Endowment Supplement ² | 12/09/98 | \$1,716,000 | \$249,657 | \$2,685,700 | \$0 | \$0 | \$183,096 | (\$102,465) | \$2,766,330 | | |
| John W. Greene, Jr., M.D. Professorship in Obstetrics & Gynecology | 05/01/01 | \$425,000 | \$558,408 | \$1,317,808 | \$0 | \$0 | \$89,842 | (\$50,278) | \$1,357,372 | | |
| Jorgi Nicholau Boom Ovarian Cancer Research Endowment | 03/20/07 | \$50,000 | \$114,100 | \$326,521 | \$0 | \$0 | \$22,815 | \$0 | \$349,336 | | |
| Joseph Hamburg Professorship in Rehabilitation Sciences ³ | 01/20/98 | \$200,000 | \$0 | \$243,562 | \$0 | \$0 | \$16,605 | (\$9,292) | \$250,874 | | |
| Joy Bale & George Street Boone Symposium in the Humanities | 01/12/06 | \$240,035 | \$306,747 | \$644,598 | \$0 | \$0 | \$44,054 | (\$24,654) | \$663,998 | | |
| Judy and Byron Young Neuroscience Institute Endowed Professorship | 07/20/06 | \$100,000 | \$100,000 | \$342,779 | \$0 | \$0 | \$23,951 | \$0 | \$366,731 | | |
| Karri Casner Environmental Sciences Fellowship | 01/17/05 | \$100,000 | \$100,000 | \$236,370 | \$0 | \$0 | \$16,115 | (\$9,018) | \$243,466 | | |
| Kate Spade & Company Foundation Endowed Professorship | 12/31/04 | \$125,000 | \$125,000 | \$361,269 | \$0 | \$0 | \$24,628 | (\$13,782) | \$372,115 | | |
| Kathryn Louise Chelgiren Endowed Professorship for Research in Family Studies | 02/05/01 | \$60,000 | \$60,000 | \$149,770 | \$0 | \$0 | \$10,211 | (\$5,714) | \$154,266 | | |
| Kay Seeley Hoffman Research Endowment | 02/29/08 | \$99,652 | \$106,652 | \$313,665 | \$0 | \$0 | \$21,388 | (\$11,969) | \$323,084 | | |
| Kaye Matthews Stone Fund for Research in Pancreatic Cancer and Other Gastrointestinal Cancers | 02/08/02 | \$50,000 | \$109,867 | \$208,464 | \$0 | \$1,000 | \$14,618 | \$0 | \$224,082 | | |
| Keenland Concours d' elegance Endowment for Newborn Research to Benefit Kentucky Children's Hospital | 06/01/06 | \$200,000 | \$200,110 | \$574,014 | \$0 | \$0 | \$37,317 | (\$93,415) | \$517,916 | | |
| Keith and Phyllis MacAdam Library Endowed Fund for American Music | 12/06/00 | \$75,000 | \$75,100 | \$234,755 | \$0 | \$0 | \$18,295 | (\$7,743) | \$245,306 | | |
| Kenneth H. and Susan W. Beard Graduate Fellowship Fund | 10/01/01 | \$250,000 | \$250,310 | \$619,547 | \$0 | \$0 | \$42,237 | (\$23,637) | \$638,147 | | |
| Kenneth N. and Carol L. Robertson Endowment Fund | 11/01/04 | \$100,000 | \$226,023 | \$381,907 | \$0 | \$10,000 | \$26,684 | (\$14,727) | \$403,865 | | |

**University of Kentucky
Endowment Match Program
Table 5: Components of Change in Endowment Market Value
During Fiscal Year 2022 - 2023**

| Endowment Name | Date Estab. | Prior to 07/01/22 | | | | | During Fiscal Year 2022 - 2023 | | | | | Market Value as of 06/30/23 |
|---|-------------|----------------------|----------------|-----------------------------|----------------------|------------------------------|--------------------------------|-----------------------------------|--|-------------|--|-----------------------------|
| | | State Funds Received | Gifts Received | Market Value as of 07/01/22 | State Funds Received | Gifts Received and Transfers | Investment Earnings (Loss) | Earnings Distributed ¹ | | | | |
| Kentuckiana Masonry Institute Endowed Professorship | 04/06/99 | \$100,000 | \$105,144 | \$258,190 | \$0 | \$0 | \$17,602 | (\$9,851) | | \$265,941 | | |
| Kentucky Economic Development Endowment for Science & Technology | 05/01/01 | \$394,643 | \$395,962 | \$1,244,661 | \$0 | \$0 | \$96,998 | (\$41,055) | | \$1,300,604 | | |
| Kentucky Hospital Association Professorship and Research Fund | 08/10/05 | \$500,000 | \$500,000 | \$1,595,838 | \$0 | \$0 | \$108,756 | (\$60,863) | | \$1,643,731 | | |
| Kentucky Medical Services Foundation Chair in Pharmacy | 12/12/12 | \$500,000 | \$500,000 | \$2,002,433 | \$0 | \$0 | \$136,514 | (\$76,397) | | \$2,062,551 | | |
| Kentucky Pharmacists Association Professor of Leadership Endowed Fund | 04/04/05 | \$50,000 | \$52,500 | \$178,418 | \$0 | \$0 | \$12,161 | (\$6,806) | | \$183,773 | | |
| Kentucky Utilities Professorship in Electrical & Computer Engineering | 06/11/02 | \$50,000 | \$50,000 | \$143,824 | \$0 | \$0 | \$9,805 | (\$5,487) | | \$148,142 | | |
| Kevin Heidrich/Team 7 Endowment for ALS Patient Services Research | 03/31/03 | \$500,345 | \$513,007 | \$1,209,422 | \$0 | \$0 | \$82,573 | (\$46,210) | | \$1,245,784 | | |
| KiYoung Lee Graduate Fellowship | 08/23/05 | \$36,000 | \$36,000 | \$82,458 | \$0 | \$0 | \$5,621 | (\$3,145) | | \$84,933 | | |
| KPMG Professorship Endowment | 05/10/05 | \$50,000 | \$182,650 | \$413,486 | \$0 | \$0 | \$28,815 | (\$2,743) | | \$439,558 | | |
| Laramie L. Leatherman Professorship of Law II | 04/01/99 | \$100,000 | \$100,000 | \$233,546 | \$0 | \$0 | \$15,922 | (\$8,910) | | \$240,557 | | |
| Lauranne Laise Howell Graduate Fellowship in Economic Education | 05/17/02 | \$125,000 | \$125,101 | \$342,054 | \$0 | \$0 | \$23,496 | (\$9,175) | | \$356,375 | | |
| Lawson Endowment Fund - Professorship in Civil Engineering | 11/04/02 | \$250,000 | \$250,000 | \$695,179 | \$0 | \$0 | \$47,394 | (\$26,523) | | \$716,050 | | |
| Lawson Endowment Fund for Asphalt Research | 11/04/02 | \$650,001 | \$650,001 | \$1,767,827 | \$0 | \$0 | \$120,521 | (\$67,447) | | \$1,820,902 | | |
| Lee Todd, Jr. and Patricia B. Todd Orchestra Research Endowment | 06/17/09 | \$600,000 | \$1,085,002 | \$2,314,213 | \$0 | \$0 | \$157,925 | (\$88,379) | | \$2,383,759 | | |
| Leo P. Branstetter Alzheimer's Disease Research Fund | 11/17/05 | \$248,751 | \$248,751 | \$791,383 | \$0 | \$0 | \$55,303 | \$0 | | \$846,686 | | |
| Leslie L. Martin Endowed Fellowship Fund | 05/29/01 | \$50,000 | \$51,863 | \$140,928 | \$0 | \$0 | \$9,680 | (\$3,780) | | \$146,828 | | |
| Leslie L. Martin Endowed Research Fellowship | 08/31/05 | \$50,000 | \$50,000 | \$122,946 | \$0 | \$0 | \$8,445 | (\$3,298) | | \$128,094 | | |
| Lewis Cockran Graduate Fellowship Fund | 08/28/98 | \$52,000 | \$76,817 | \$231,604 | \$0 | \$0 | \$15,481 | (\$20,741) | | \$226,344 | | |
| Lexington Herald-Leader Fellowship Endowment | 02/17/00 | \$100,000 | \$100,000 | \$249,375 | \$0 | \$0 | \$17,001 | (\$9,514) | | \$256,862 | | |
| Lexington Opera Society Chair in Opera Studies | 12/15/04 | \$750,000 | \$755,845 | \$1,967,334 | \$0 | \$0 | \$152,818 | (\$75,309) | | \$2,044,843 | | |
| Lexington Opera Society Community Endowment for Vocal Studies | 05/11/04 | \$50,000 | \$50,000 | \$125,399 | \$0 | \$0 | \$8,548 | (\$4,784) | | \$129,163 | | |
| Lexmark Graduate Fellowship Endowment | 07/09/02 | \$100,000 | \$103,954 | \$264,130 | \$0 | \$0 | \$18,007 | (\$10,077) | | \$272,060 | | |
| Library & Information Science Endowed Graduate Fellowship Fund | 02/25/99 | \$30,724 | \$32,697 | \$82,009 | \$0 | \$0 | \$5,593 | (\$3,130) | | \$84,472 | | |
| Linda C. Gill Chair in Nursing3 | 01/20/98 | \$1,000,000 | \$500 | \$1,188,057 | \$0 | \$0 | \$80,995 | (\$45,327) | | \$1,223,725 | | |

University of Kentucky
 Endowment Match Program
 Table 5: Components of Change in Endowment Market Value
 During Fiscal Year 2022 - 2023

| Endowment Name | Date Estab. | Prior to 07/01/22 | | | | During Fiscal Year 2022 - 2023 | | | | Market Value as of 06/30/23 |
|--|-------------|----------------------|----------------|-----------------------------|----------------------|--------------------------------|----------------------------|-----------------------------------|-------------|-----------------------------|
| | | State Funds Received | Gifts Received | Market Value as of 07/01/22 | State Funds Received | Gifts Received and Transfers | Investment Earnings (Loss) | Earnings Distributed ¹ | | |
| Lion Apparel, Inc. Fellowship Endowment | 09/26/00 | \$50,000 | \$50,000 | \$123,902 | \$0 | \$0 | \$8,447 | (\$4,727) | \$127,622 | |
| Log-A-Load for Kids of Kentucky Fund | 06/28/01 | \$125,000 | \$126,100 | \$414,119 | \$0 | \$0 | \$26,744 | (\$73,185) | \$367,678 | |
| Log-a-Load for Kids of Kentucky Fund No. 2 | 05/15/06 | \$125,000 | \$125,000 | \$490,645 | \$0 | \$0 | \$34,268 | (\$519) | \$524,394 | |
| Louise Harrison Shouse Endowed Graduate Fellowship Fund in Accountancy | 12/12/05 | \$175,000 | \$175,000 | \$429,590 | \$0 | \$0 | \$33,370 | (\$16,445) | \$446,515 | |
| Louise Harrison Shouse Endowed Research Fund in Opera Studies | 12/12/05 | \$75,000 | \$75,000 | \$184,835 | \$0 | \$500 | \$14,372 | (\$7,075) | \$192,631 | |
| Lucille Caudill Little Endowed Research Fund in Opera Studies | 08/28/00 | \$1,200,000 | \$1,279,639 | \$3,036,273 | \$0 | \$0 | \$206,981 | (\$115,832) | \$3,127,422 | |
| Lucille Caudill Little Fine Arts Library & Learning Center Endowment Fund | 05/01/01 | \$1,500,000 | \$1,510,060 | \$4,657,587 | \$0 | \$0 | \$362,972 | (\$153,630) | \$4,866,929 | |
| Lucille Caudill Little Performing Arts in Healthcare Program Fund | 08/01/08 | \$1,000,000 | \$1,005,250 | \$2,839,894 | \$0 | \$0 | \$193,602 | (\$108,345) | \$2,925,151 | |
| Lucille Caudill Little Professorship/Chair in Music Therapy | 10/29/10 | \$300,000 | \$300,130 | \$779,986 | \$0 | \$0 | \$53,172 | (\$29,757) | \$803,401 | |
| Lucille Caudill Little Research Endowment for Theatre | 10/06/00 | \$500,000 | \$502,717 | \$1,287,465 | \$0 | \$0 | \$87,767 | (\$49,117) | \$1,326,116 | |
| MacAdam-Abrahams Observatory Fund | 08/14/06 | \$500,000 | \$536,975 | \$1,418,500 | \$0 | \$250 | \$94,436 | (\$103,499) | \$1,409,687 | |
| Madeline F. James and Edith D. Gardner Chair in Cancer Research | 10/10/02 | \$492,086 | \$492,143 | \$1,349,880 | \$0 | \$0 | \$94,621 | \$0 | \$1,444,502 | |
| Major Endowed Research Fund in Veterinary Science2 | 12/09/98 | \$1,825,881 | \$10,000 | \$2,325,757 | \$0 | \$0 | \$158,605 | (\$88,759) | \$2,395,602 | |
| Marcia A. Dake Professorship in Nursing3 | 01/20/98 | \$250,000 | \$68,400 | \$464,701 | \$0 | \$0 | \$31,681 | (\$17,730) | \$478,653 | |
| Margaret Dorrance Strawbridge Foundation Translational Cancer Research Endowment | 07/21/06 | \$2,000,000 | \$2,000,000 | \$4,716,088 | \$0 | \$0 | \$326,354 | (\$72,562) | \$4,969,880 | |
| Margaret Logan Colvin Chair in Lung Disease Research | 05/02/98 | \$663,900 | \$669,152 | \$1,824,076 | \$0 | \$0 | \$127,491 | \$0 | \$1,951,568 | |
| Marie Rich Professorship in Arts and Sciences | 12/22/06 | \$50,000 | \$54,000 | \$126,586 | \$0 | \$0 | \$8,729 | (\$3,985) | \$131,330 | |
| Marion E. McKenna Professorship in Nursing Leadership | 02/10/05 | \$55,163 | \$62,926 | \$158,566 | \$0 | \$1,000 | \$10,850 | (\$6,068) | \$164,348 | |
| Mark and Ruth Luckens Graduate Fellowships in Toxicology | 04/01/02 | \$50,000 | \$50,000 | \$180,339 | \$0 | \$0 | \$12,311 | (\$12,000) | \$180,650 | |
| Mark Lee Gross M.D. Memorial Residency Fellowship in Ophthalmology | 04/19/04 | \$53,165 | \$75,126 | \$184,589 | \$0 | \$0 | \$12,904 | \$0 | \$197,493 | |
| Markey Cancer Center Chair in Clinical Research | 07/25/00 | \$1,000,000 | \$1,000,000 | \$2,499,537 | \$0 | \$0 | \$172,744 | (\$44,525) | \$2,627,756 | |
| Markey Cancer Foundation Endowed Chair in Radiation Medicine | 03/01/04 | \$1,000,000 | \$1,000,000 | \$3,271,327 | \$0 | \$0 | \$228,582 | \$0 | \$3,499,909 | |
| Martha Davis Fellowship Fund | 05/08/06 | \$200,000 | \$200,625 | \$506,210 | \$0 | \$28,000 | \$34,848 | (\$44,000) | \$525,057 | |
| Martin-Thacker Scholarships | 07/31/98 | \$100,397 | \$100,398 | \$314,546 | \$0 | \$0 | \$21,600 | (\$8,435) | \$327,711 | |

University of Kentucky
Endowment Match Program
Table 5: Components of Change in Endowment Market Value
During Fiscal Year 2022 - 2023

| Endowment Name | Date Estab. | Prior to 07/01/22 | | | During Fiscal Year 2022 - 2023 | | | | | Market Value as of 06/30/23 |
|---|-------------|----------------------|----------------|-----------------------------|--------------------------------|------------------------------|----------------------------|-----------------------------------|-------------|-----------------------------|
| | | State Funds Received | Gifts Received | Market Value as of 07/01/22 | State Funds Received | Gifts Received and Transfers | Investment Earnings (Loss) | Earnings Distributed ¹ | | |
| Mary Byron Scholars Program | 12/31/04 | \$50,000 | \$50,000 | \$179,735 | \$0 | \$0 | \$12,560 | \$0 | \$192,295 | |
| Mary Florence Jones Professorship in Neonatology | 01/01/00 | \$100,000 | \$100,000 | \$251,518 | \$0 | \$0 | \$17,152 | (\$9,599) | \$259,072 | |
| Mary Rebecca Johnson Whidby Endowed Professorship Fund | 05/15/02 | \$51,000 | \$53,566 | \$191,110 | \$0 | \$0 | \$14,845 | (\$7,316) | \$198,640 | |
| Max Steckler Fellowship Fund | 11/19/04 | \$1,749,284 | \$1,753,166 | \$4,470,962 | \$0 | \$0 | \$304,807 | (\$170,578) | \$4,605,191 | |
| McDowell Cancer Foundation Chair in the Lucille P. Markey Cancer Center | 07/25/00 | \$1,000,000 | \$1,030,100 | \$3,216,311 | \$0 | \$0 | \$224,774 | \$0 | \$3,441,085 | |
| MCI WorldCom Graduate Fellowship | 06/21/00 | \$100,000 | \$100,000 | \$227,666 | \$0 | \$0 | \$15,521 | (\$8,686) | \$234,501 | |
| Medical Alumni Association Scholarship Endowment Fund | 06/12/02 | \$676,832 | \$894,901 | \$2,019,779 | \$0 | \$16,276 | \$137,408 | (\$100,000) | \$2,073,463 | |
| Merck Co., Inc. Pulmonary Medicine Professorship | 02/08/99 | \$100,000 | \$100,000 | \$243,181 | \$0 | \$0 | \$16,579 | (\$9,278) | \$250,482 | |
| Michael A. Davis Thoracic Oncology Research Professorship | 10/18/11 | \$100,000 | \$100,000 | \$357,868 | \$0 | \$0 | \$24,101 | (\$30,305) | \$351,663 | |
| Michael D. Rankin, M.D. Community Scholarship Endowment | 09/10/08 | \$450,000 | \$466,420 | \$1,362,261 | \$0 | \$10,006 | \$105,537 | (\$70,000) | \$1,407,804 | |
| Mining Engineering Foundation Graduate Fellowship Fund | 05/26/99 | \$1,000,000 | \$1,015,255 | \$2,435,570 | \$0 | \$0 | \$166,044 | (\$92,923) | \$2,508,692 | |
| Mitzi Strode Ovarian Cancer Research Endowment Fund | 04/27/05 | \$50,865 | \$51,929 | \$144,847 | \$0 | \$0 | \$10,125 | \$0 | \$154,972 | |
| Myrtle E. and Verle D. Nietzel Visiting Distinguished Faculty Endowment | 11/22/04 | \$50,000 | \$62,994 | \$150,546 | \$0 | \$0 | \$10,263 | (\$5,743) | \$155,065 | |
| Nadine James Alzheimer's Disease Research Fund | 05/04/99 | \$150,000 | \$150,000 | \$461,486 | \$0 | \$0 | \$32,358 | \$0 | \$493,844 | |
| Neurology Research Chair | 12/10/04 | \$500,000 | \$500,000 | \$1,796,809 | \$0 | \$0 | \$125,555 | \$0 | \$1,922,364 | |
| Neurology Research Professorship No.1 | 03/29/05 | \$50,000 | \$64,603 | \$185,910 | \$0 | \$0 | \$12,993 | \$0 | \$198,902 | |
| Neurology Research Professorship No.2 | 03/29/05 | \$50,000 | \$50,000 | \$192,819 | \$0 | \$0 | \$13,473 | \$0 | \$206,292 | |
| Newman Foundation Research Fund in Catholic Studies | 09/06/06 | \$500,000 | \$506,525 | \$1,853,361 | \$0 | \$100 | \$121,916 | (\$142,686) | \$1,832,691 | |
| Non-Tenured Faculty Research Enrichment Fund | 01/28/99 | \$150,000 | \$150,000 | \$402,324 | \$0 | \$0 | \$27,570 | (\$23,076) | \$406,818 | |
| Northern Kentucky UK Alumni Club Fellowship Fund | 11/15/01 | \$50,000 | \$60,000 | \$148,934 | \$0 | \$0 | \$10,154 | (\$5,682) | \$153,405 | |
| Otolaryngology Research Professorship Endowment | 04/20/07 | \$100,000 | \$110,020 | \$401,596 | \$0 | \$0 | \$28,061 | \$0 | \$429,657 | |
| Palmer Engineering Civil Engineering Laboratory Endowment | 11/04/02 | \$50,000 | \$50,000 | \$135,946 | \$0 | \$0 | \$9,268 | (\$5,187) | \$140,028 | |
| Patient Quality, Safety and Rights Research Endowment | 07/27/05 | \$507,349 | \$513,026 | \$1,298,616 | \$0 | \$0 | \$88,511 | (\$49,533) | \$1,337,594 | |
| Patrick F. Hagihara, MD Professorship/Chair in General Surgery | 05/01/90 | \$252,500 | \$330,653 | \$792,822 | \$0 | \$0 | \$54,184 | (\$30,323) | \$816,683 | |

**University of Kentucky
Endowment Match Program
Table 5: Components of Change in Endowment Market Value
During Fiscal Year 2022 - 2023**

| Endowment Name | Date Estab. | Prior to 07/01/22 | | | | | During Fiscal Year 2022 - 2023 | | | | | Market Value as of 06/30/23 |
|---|-------------|----------------------|----------------|-----------------------------|----------------------|------------------------------|--------------------------------|-----------------------------------|-------------|--|--|-----------------------------|
| | | State Funds Received | Gifts Received | Market Value as of 07/01/22 | State Funds Received | Gifts Received and Transfers | Investment Earnings (Loss) | Earnings Distributed ¹ | | | | |
| Patrick P. DeLuca Pharmaceutical Technology Professorship in the College of Pharmacy | 11/28/00 | \$129,400 | \$315,265 | \$761,916 | \$0 | \$0 | \$51,872 | (\$29,029) | \$784,759 | | | |
| Patterson School of Diplomacy Fund for Excellence Graduate Intern Research Fellowship | 01/26/99 | \$74,300 | \$115,264 | \$284,522 | \$0 | \$1,500 | \$19,469 | (\$10,885) | \$294,606 | | | |
| Paul A. Kearney, M.D., Endowed Chair in Trauma Surgery | 10/28/08 | \$1,000,000 | \$1,000,000 | \$2,685,003 | \$0 | \$0 | \$183,048 | (\$102,439) | \$2,765,612 | | | |
| Paul A. Thornton Distinguished Professorship and Fellowship | 08/28/00 | \$350,000 | \$607,250 | \$1,126,511 | \$0 | \$0 | \$76,784 | (\$42,971) | \$1,160,324 | | | |
| Paul Ashton Ophthalmology Research Fund | 12/22/08 | \$75,894 | \$75,895 | \$273,608 | \$0 | \$0 | \$19,124 | \$0 | \$292,732 | | | |
| Paul C. VanBooven Fellowship Endowment Fund | 06/30/04 | \$341,686 | \$415,281 | \$904,059 | \$0 | \$1,118 | \$61,722 | (\$34,510) | \$932,390 | | | |
| Paul E. Miller and Judith Sebastian Miller Fellowship Endowment Fund | 04/29/05 | \$114,837 | \$114,837 | \$275,422 | \$0 | \$0 | \$19,254 | \$0 | \$294,676 | | | |
| Paul G. Blazer, Jr. Professorship in Stroke Research | 08/24/98 | \$250,000 | \$273,532 | \$807,445 | \$0 | \$0 | \$56,435 | \$0 | \$863,880 | | | |
| Paul Mellon Endowed Graduate Student Support2 | 04/04/00 | \$0 | \$1,750,000 | \$2,328,345 | \$0 | \$0 | \$158,782 | (\$88,859) | \$2,398,268 | | | |
| Paul Mellon Equine Research Endowment2 | 04/04/00 | \$0 | \$1,029,175 | \$1,269,065 | \$0 | \$0 | \$86,544 | (\$48,433) | \$1,307,177 | | | |
| Paul Mellon Post Doctoral Fellowship2 | 03/27/01 | \$2,392,537 | \$2,436 | \$3,243,378 | \$0 | \$0 | \$221,182 | (\$123,779) | \$3,340,780 | | | |
| Paul Parker Endowment Fund for Residency Training and Research | 12/27/01 | \$54,820 | \$103,934 | \$251,973 | \$0 | \$0 | \$17,173 | (\$9,610) | \$259,535 | | | |
| Pediatric Exercise Physiology Laboratory Endowed Research Fund | 05/13/05 | \$225,000 | \$238,580 | \$657,279 | \$0 | \$0 | \$44,369 | (\$45,061) | \$656,586 | | | |
| Peter Pearlman Fellowship | 11/10/00 | \$50,000 | \$81,943 | \$154,914 | \$0 | \$0 | \$10,561 | (\$5,910) | \$159,565 | | | |
| Pharmaceutical Science Professorship and Research Endowment | 12/21/06 | \$50,000 | \$50,000 | \$126,556 | \$0 | \$0 | \$8,645 | (\$4,390) | \$130,812 | | | |
| Pharmacy Practice and Science Endowed Fund for Excellence | 01/23/03 | \$131,400 | \$131,400 | \$594,826 | \$0 | \$0 | \$46,184 | (\$22,760) | \$618,250 | | | |
| Physical Therapy Richard McDougall Alumni Professorship | 01/22/07 | \$67,133 | \$67,633 | \$166,852 | \$0 | \$0 | \$11,369 | (\$6,363) | \$171,858 | | | |
| Pin Oak Stud Endowed Research Fund2 | 04/06/99 | \$500,000 | \$500,000 | \$1,281,872 | \$0 | \$0 | \$87,417 | (\$48,921) | \$1,320,369 | | | |
| PJC Board of Trustees Engineering Professorship | 10/23/00 | \$50,000 | \$50,000 | \$122,342 | \$0 | \$0 | \$8,341 | (\$4,668) | \$126,015 | | | |
| President A.P.J. Abdul Kalam India Studies Endowment Fund | 03/20/08 | \$1,000,000 | \$1,032,689 | \$2,800,475 | \$0 | \$0 | \$190,917 | (\$106,843) | \$2,884,549 | | | |
| PricewaterhouseCoopers LLP Professorship in Accounting | 06/29/00 | \$150,000 | \$555,415 | \$905,077 | \$0 | \$0 | \$62,931 | (\$10,849) | \$957,159 | | | |
| Professorship for the Study of Complementary Healthcare | 03/07/07 | \$50,000 | \$50,000 | \$122,748 | \$0 | \$0 | \$8,368 | (\$4,683) | \$126,433 | | | |
| Professorship in Pediatric Otolaryngology Surgery | 06/28/04 | \$100,000 | \$591,500 | \$1,070,786 | \$0 | \$330,000 | \$104,796 | \$0 | \$1,505,582 | | | |
| Professorship or Chair in Obstetrics and Gynecology | 05/18/01 | \$250,000 | \$250,000 | \$637,483 | \$0 | \$0 | \$43,462 | (\$24,323) | \$656,623 | | | |

**University of Kentucky
Endowment Match Program
Table 5: Components of Change in Endowment Market Value
During Fiscal Year 2022 - 2023**

| Endowment Name | Date Estab. | Prior to 07/01/22 | | | | During Fiscal Year 2022 - 2023 | | | | Market Value as of 06/30/23 |
|---|-------------|----------------------|----------------|-----------------------------|----------------------|--------------------------------|----------------------------|-----------------------------------|-------------|-----------------------------|
| | | State Funds Received | Gifts Received | Market Value as of 07/01/22 | State Funds Received | Gifts Received and Transfers | Investment Earnings (Loss) | Earnings Distributed ¹ | | |
| Professorship or Chair of Urologic Surgical Research | 10/23/84 | \$1,000,000 | \$1,000,000 | \$2,571,474 | \$0 | \$0 | \$177,846 | (\$62,470) | \$2,686,850 | |
| Psychiatry Endowed Professorship for the Addictions Fund | 03/25/03 | \$100,000 | \$101,200 | \$408,166 | \$0 | \$165,000 | \$38,288 | \$0 | \$611,454 | |
| R. C. Durr Civil Engineering Fellowship Fund | 11/21/97 | \$300,000 | \$300,000 | \$777,857 | \$0 | \$0 | \$53,046 | (\$29,686) | \$801,217 | |
| R.C. Durr Chair in Alzheimer's Disease Research | 07/10/03 | \$500,000 | \$500,000 | \$1,500,507 | \$0 | \$0 | \$104,934 | (\$2,682) | \$1,602,760 | |
| Ralph E. & Norma L. Edwards Research Professorship | 01/14/02 | \$100,493 | \$100,494 | \$266,409 | \$0 | \$0 | \$18,204 | (\$12,341) | \$272,273 | |
| Randall G. Rowland, MD Endowment for Urologic Research | 03/23/00 | \$1,169,790 | \$1,182,464 | \$3,059,528 | \$0 | \$1,000 | \$210,236 | (\$121,588) | \$3,149,176 | |
| Rast-Holbrook Research and Seminar Fund | 12/26/01 | \$55,455 | \$82,463 | \$189,820 | \$0 | \$950 | \$13,161 | (\$3,846) | \$200,085 | |
| Raymond Civil Engineering Endowment Fund | 09/08/98 | \$2,000,000 | \$2,000,000 | \$5,175,767 | \$0 | \$0 | \$358,998 | (\$89,956) | \$5,444,809 | |
| Real Estate Professorship Endowment | 01/20/98 | \$166,300 | \$169,233 | \$815,812 | \$0 | \$0 | \$55,414 | (\$53,767) | \$817,459 | |
| Rebecca Cunningham Van Meter Endowment Fund | 12/07/01 | \$50,000 | \$50,000 | \$122,804 | \$0 | \$0 | \$8,372 | (\$4,685) | \$126,490 | |
| Reese S. Terry Professorship in Electrical Engineering | 08/25/00 | \$100,000 | \$100,048 | \$239,518 | \$0 | \$0 | \$16,329 | (\$9,138) | \$246,709 | |
| Regina Drury/Children's Miracle Network Chair in Pediatric Research | 10/06/04 | \$600,000 | \$600,000 | \$1,994,276 | \$0 | \$0 | \$137,943 | (\$51,750) | \$2,080,469 | |
| Research Fund for the Prevention of Alcohol and Drug Abuse | 04/02/01 | \$50,000 | \$50,000 | \$173,049 | \$0 | \$0 | \$12,092 | \$0 | \$185,141 | |
| Rey M. Longyear Memorial Fund in Musicology | 12/17/96 | \$166,114 | \$329,514 | \$626,088 | \$0 | \$0 | \$42,692 | (\$23,892) | \$644,889 | |
| Richard C. Hayden, III, M.D. Chair in Otolaryngology | 04/24/07 | \$150,000 | \$961,684 | \$1,743,026 | \$0 | \$50,000 | \$123,595 | (\$11,255) | \$1,905,366 | |
| Richard G. Elliott, M.D. Professorship in Pediatrics | 08/14/08 | \$393,950 | \$429,441 | \$1,247,533 | \$0 | \$0 | \$85,052 | (\$47,597) | \$1,284,987 | |
| Richard K. Brautigam Professorship in Juvenile, Criminal and Social Justice | 10/19/01 | \$50,000 | \$56,462 | \$154,793 | \$0 | \$0 | \$12,311 | \$0 | \$167,104 | |
| Richard W. Schwartz Commonwealth Professorship in Physician Leadership | 01/19/01 | \$250,000 | \$250,000 | \$792,890 | \$0 | \$0 | \$55,403 | \$0 | \$848,293 | |
| Robert and Jeanne Nyere Professorship in Epilepsy Research | 11/25/05 | \$125,000 | \$148,066 | \$456,163 | \$0 | \$0 | \$31,858 | (\$667) | \$487,353 | |
| Robert E. Harding Jr. Professorship Fund | 10/23/84 | \$50,000 | \$51,650 | \$118,595 | \$0 | \$0 | \$8,085 | (\$4,525) | \$122,156 | |
| Robert E. McNeil Endowed Research Fund | 03/05/02 | \$50,000 | \$51,554 | \$129,749 | \$0 | \$0 | \$8,846 | (\$4,950) | \$133,645 | |
| Robert G. Lawson & William H. Fortune Professorships Endowment | 12/31/02 | \$85,680 | \$98,030 | \$233,815 | \$0 | \$100 | \$15,943 | (\$8,924) | \$240,934 | |
| Robert G. Lawson Professorship | 12/29/98 | \$57,000 | \$122,025 | \$217,240 | \$0 | \$2,750 | \$15,000 | (\$8,344) | \$226,646 | |
| Robert G. Luke, M.D. Research Chair of Nephrology | 04/26/99 | \$500,000 | \$500,000 | \$1,281,428 | \$0 | \$0 | \$87,387 | (\$48,904) | \$1,319,911 | |

**University of Kentucky
Endowment Match Program
Table 5: Components of Change in Endowment Market Value
During Fiscal Year 2022 - 2023**

| Endowment Name | Date Estab. | Prior to 07/01/22 | | | | During Fiscal Year 2022 - 2023 | | | | Market Value as of 06/30/23 |
|--|-------------|----------------------|----------------|-----------------------------|----------------------|--------------------------------|----------------------------|-----------------------------------|-------------|-----------------------------|
| | | State Funds Received | Gifts Received | Market Value as of 07/01/22 | State Funds Received | Gifts Received and Transfers | Investment Earnings (Loss) | Earnings Distributed ¹ | | |
| Robert H. & Anna B. Culton Professorship | 12/18/02 | \$50,000 | \$50,400 | \$199,288 | \$0 | \$0 | \$13,926 | \$0 | \$0 | \$213,214 |
| Robert L. Bergen Professorship in Ophthalmology | 10/23/84 | \$200,000 | \$200,000 | \$516,464 | \$0 | \$0 | \$35,210 | (\$19,704) | (\$19,704) | \$531,970 |
| Robert L. Johnson Scholarship Fund | 05/19/00 | \$250,000 | \$317,166 | \$696,993 | \$0 | \$2,000 | \$47,690 | (\$26,500) | (\$26,500) | \$720,183 |
| Robert L. Lester Professorship in Biochemistry | 10/18/00 | \$52,000 | \$72,000 | \$181,158 | \$0 | \$0 | \$14,281 | (\$4,270) | (\$4,270) | \$191,169 |
| Robert Lynn Leininger Endowed Professorship in Furniture Design | 03/01/07 | \$50,000 | \$50,050 | \$121,768 | \$0 | \$0 | \$8,301 | (\$4,646) | (\$4,646) | \$125,424 |
| Robert M. Odear, '28, '30, Faculty Research Fund in Latin America | 03/09/01 | \$16,650 | \$16,650 | \$71,431 | \$0 | \$0 | \$4,912 | (\$3,527) | (\$3,527) | \$72,816 |
| Robert P. & Mildred A. Moores Alzheimer's Disease Research | 01/23/01 | \$350,000 | \$380,698 | \$921,125 | \$0 | \$0 | \$62,816 | (\$35,154) | (\$35,154) | \$948,788 |
| Robert Straus Professorship in Behavioral Science | 04/19/00 | \$50,000 | \$51,150 | \$158,935 | \$0 | \$0 | \$10,835 | (\$6,064) | (\$6,064) | \$163,706 |
| Robert T. & Nyle Y. McCowan Chair in Alzheimer's Research | 01/16/04 | \$848,849 | \$848,849 | \$2,361,319 | \$0 | \$0 | \$164,403 | (\$24,103) | (\$24,103) | \$2,501,619 |
| Rockcastle Hospital and Respiratory Care Center Fellowship | 06/13/06 | \$50,000 | \$50,000 | \$124,409 | \$0 | \$0 | \$8,481 | (\$4,747) | (\$4,747) | \$128,144 |
| Ronald Allen Forester & Nancy Smoot Forester Endowed Professorship Fund | 12/05/00 | \$50,000 | \$52,300 | \$142,716 | \$0 | \$0 | \$9,974 | \$0 | \$0 | \$152,690 |
| Ronald L. Akers Professorship in Criminology & Deviance Fund | 06/07/00 | \$100,000 | \$100,000 | \$290,700 | \$0 | \$0 | \$20,326 | \$0 | \$0 | \$311,026 |
| Rose Carol Shumate Professorship in Cancer Research | 12/24/06 | \$42,500 | \$42,500 | \$152,535 | \$0 | \$0 | \$10,651 | \$0 | \$0 | \$163,186 |
| Rosenthal Business & Economics Library Endowment | 05/24/01 | \$1,500,000 | \$1,500,000 | \$4,715,586 | \$0 | \$0 | \$367,501 | (\$155,547) | (\$155,547) | \$4,927,540 |
| Royster Research Professorship | 06/03/01 | \$50,000 | \$164,600 | \$289,655 | \$0 | \$0 | \$19,814 | (\$14,980) | (\$14,980) | \$294,488 |
| RPW Law Library Endowed Account | 05/24/01 | \$50,000 | \$51,327 | \$154,228 | \$0 | \$0 | \$12,019 | (\$5,087) | (\$5,087) | \$161,160 |
| S. Lawrence and Elizabeth Ritchey Yost Lea Professorship in Plant and Soil Science | 04/17/09 | \$180,000 | \$180,000 | \$524,480 | \$0 | \$0 | \$35,756 | (\$20,010) | (\$20,010) | \$540,226 |
| Saha Cardiovascular Research Center Fund | 01/15/10 | \$500,000 | \$1,001,335 | \$2,156,440 | \$0 | \$0 | \$147,458 | (\$110,299) | (\$110,299) | \$2,193,599 |
| Sally and David B. Stevens, M.D. Scholarship | 06/22/04 | \$50,000 | \$883,954 | \$1,087,018 | \$0 | \$0 | \$74,132 | (\$40,000) | (\$40,000) | \$1,121,150 |
| Sanders Brown Center on Aging Foundation Research Fund | 02/01/07 | \$52,500 | \$120,308 | \$338,430 | \$0 | \$5,298 | \$22,822 | (\$32,180) | (\$32,180) | \$334,370 |
| Sanders-Brown Center on Aging Foundation Research Development Fund | 08/30/00 | \$1,000,000 | \$1,177,049 | \$3,362,575 | \$0 | \$0 | \$264,716 | (\$90,562) | (\$90,562) | \$3,536,729 |
| Saylaway/Garbulinska Fund for Rheumatology Fellows Res & Ed | 10/30/08 | \$200,000 | \$200,000 | \$834,344 | \$0 | \$0 | \$58,299 | \$0 | \$0 | \$892,643 |
| Schutte Chair in Pharmaceutical Policy | 12/18/06 | \$1,000,000 | \$1,341,624 | \$3,542,926 | \$0 | \$0 | \$247,554 | \$0 | \$0 | \$3,790,479 |
| Scott D. Breckenridge Professorship in Intelligence Education | 05/10/04 | \$102,415 | \$107,525 | \$284,870 | \$0 | \$1,700 | \$22,246 | (\$10,932) | (\$10,932) | \$297,884 |

University of Kentucky
Endowment Match Program
Table 5: Components of Change in Endowment Market Value
During Fiscal Year 2022 - 2023

| Endowment Name | Date Estab. | Prior to 07/01/22 | | | | During Fiscal Year 2022 - 2023 | | | | Market Value as of 06/30/23 |
|--|-------------|----------------------|----------------|-----------------------------|----------------------|--------------------------------|----------------------------|-----------------------------------|-------------|-----------------------------|
| | | State Funds Received | Gifts Received | Market Value as of 07/01/22 | State Funds Received | Gifts Received and Transfers | Investment Earnings (Loss) | Earnings Distributed ¹ | | |
| Secat-J.G. Morris Aluminum Professorship | 04/11/02 | \$50,000 | \$52,260 | \$148,596 | \$0 | \$0 | \$11,543 | (\$5,688) | \$154,450 | |
| Spears Chair in Pharmacogenetics | 05/10/11 | \$200,000 | \$461,776 | \$1,128,429 | \$0 | \$0 | \$76,903 | (\$43,037) | \$1,162,296 | |
| Spinal Cord & Brain Injury Chair No. 2 | 04/09/00 | \$500,000 | \$500,000 | \$1,374,649 | \$0 | \$0 | \$96,084 | (\$36) | \$1,470,697 | |
| Spinal Cord & Head Injury Chair No. 1 | 04/09/00 | \$500,000 | \$500,000 | \$1,227,786 | \$0 | \$0 | \$83,722 | (\$46,853) | \$1,264,655 | |
| Spinal Cord and Brain Injury Chair No. 3 | 04/09/00 | \$500,000 | \$500,000 | \$1,341,115 | \$0 | \$0 | \$92,979 | (\$25,280) | \$1,408,813 | |
| Spinal Cord and Brain Injury Chair No. 5 | 06/17/03 | \$500,000 | \$500,000 | \$1,584,352 | \$0 | \$0 | \$108,419 | (\$77,069) | \$1,615,701 | |
| Stanley Smith Dickson Professorship | 05/17/06 | \$500,000 | \$500,000 | \$1,093,603 | \$0 | \$0 | \$74,556 | (\$41,723) | \$1,126,436 | |
| Stephen D. Quillen Memorial Fellowship Fund | 07/10/06 | \$60,000 | \$60,000 | \$150,728 | \$0 | \$0 | \$10,468 | (\$1,453) | \$159,743 | |
| Stites & Harbison Professorship of Law | 06/23/97 | \$72,500 | \$104,600 | \$232,718 | \$0 | \$0 | \$15,866 | (\$8,879) | \$239,705 | |
| Sue Fan Gooding Fund | 10/18/96 | \$80,115 | \$110,447 | \$233,638 | \$0 | \$0 | \$15,927 | (\$8,913) | \$240,652 | |
| Susan Abbott-Jamieson Dissertation Research Fund in Anthropology | 09/03/01 | \$50,000 | \$56,600 | \$130,623 | \$0 | \$0 | \$9,049 | (\$4,031) | \$135,640 | |
| Susan Ballard Lester Endowment | 09/23/04 | \$50,000 | \$50,000 | \$185,259 | \$0 | \$0 | \$12,948 | \$0 | \$198,207 | |
| Sutherland Professorship of Landscape Design | 03/08/04 | \$250,000 | \$250,000 | \$636,573 | \$0 | \$0 | \$49,447 | (\$24,368) | \$661,653 | |
| Sweeney-Nelms Professorship in Alzheimer's Disease Research | 12/05/05 | \$60,000 | \$72,000 | \$179,292 | \$0 | \$0 | \$12,571 | \$0 | \$191,863 | |
| Swift/Longacre/Scaife Fellowship in Classics | 06/09/09 | \$54,189 | \$88,170 | \$188,913 | \$0 | \$1,500 | \$12,600 | (\$9,000) | \$194,013 | |
| Sylvia Mansbach Endowed Chair in Alzheimer's Disease Research | 04/02/01 | \$500,000 | \$531,464 | \$1,360,231 | \$0 | \$0 | \$90,292 | (\$159,627) | \$1,290,896 | |
| Research Professorship in Cancer Health Equity | 04/14/04 | \$120,875 | \$406,871 | \$604,192 | \$0 | \$25,000 | \$42,177 | (\$26,703) | \$644,667 | |
| T. Marshall Hahn, Jr. Graduate Fellowship Fund | 04/29/99 | \$50,000 | \$50,000 | \$131,141 | \$0 | \$0 | \$9,168 | \$0 | \$140,309 | |
| T. Marshall Hahn, Jr. Professorship Fund in the College of Arts & Sciences | 04/29/99 | \$200,000 | \$200,000 | \$493,865 | \$0 | \$0 | \$34,079 | (\$19,268) | \$508,676 | |
| Teresa Garbulinksa Music in HealthCare Fund | 05/12/09 | \$100,000 | \$100,000 | \$315,495 | \$0 | \$0 | \$21,503 | (\$12,034) | \$324,965 | |
| Thomas B. & Bettie T. Deen Graduate Fellowship | 04/30/08 | \$50,000 | \$50,000 | \$132,670 | \$0 | \$0 | \$9,045 | (\$5,062) | \$136,653 | |
| Thomas C. & Evelyn W. Finnie BS/MBA Graduate Fellowship Fund | 04/27/99 | \$520,316 | \$666,591 | \$1,520,602 | \$0 | \$0 | \$103,663 | (\$58,013) | \$1,566,253 | |
| Thomas C. Robinson Graduate Fellowship Endowment | 09/08/05 | \$60,456 | \$60,456 | \$158,143 | \$0 | \$0 | \$10,786 | (\$6,036) | \$162,893 | |
| Thomas D. Clark Professorship Fund | 01/05/01 | \$119,013 | \$121,013 | \$342,322 | \$0 | \$0 | \$23,882 | (\$1,285) | \$364,919 | |

**University of Kentucky
Endowment Match Program
Table 5: Components of Change in Endowment Market Value
During Fiscal Year 2022 - 2023**

| Endowment Name | Date Estab. | Prior to 07/01/22 | | | | | During Fiscal Year 2022 - 2023 | | | | | Market Value as of 06/30/23 |
|--|-------------|----------------------|----------------|-----------------------------|----------------------|------------------------------|--------------------------------|-----------------------------------|-------------|--|--|-----------------------------|
| | | State Funds Received | Gifts Received | Market Value as of 07/01/22 | State Funds Received | Gifts Received and Transfers | Investment Earnings (Loss) | Earnings Distributed ¹ | | | | |
| Thomas J. and Viva B. Timmons Graduate Fellowship Fund | 08/17/06 | \$320,000 | \$444,487 | \$895,013 | \$0 | \$0 | \$61,017 | (\$34,147) | \$921,884 | | | |
| Thomas P. Lewis Professorship | 04/23/99 | \$100,000 | \$111,548 | \$247,750 | \$0 | \$0 | \$16,889 | (\$9,452) | \$255,188 | | | |
| Toyota (Young) Library Endowment | 05/24/01 | \$1,000,000 | \$1,000,000 | \$3,125,115 | \$0 | \$0 | \$243,544 | (\$103,082) | \$3,265,577 | | | |
| Toyota-IR4TD Research Fund | 01/31/07 | \$1,000,000 | \$1,000,000 | \$2,323,896 | \$0 | \$0 | \$180,440 | (\$88,921) | \$2,415,415 | | | |
| Tracy Farmer Center for the Environment Endowment Fund | 08/15/00 | \$2,000,000 | \$2,134,615 | \$4,652,048 | \$0 | \$0 | \$325,103 | \$0 | \$4,977,151 | | | |
| Trane Company Graduate Fellowship | 10/21/02 | \$75,000 | \$75,000 | \$197,833 | \$0 | \$0 | \$13,487 | (\$7,548) | \$203,772 | | | |
| Tri for Sight Eye Research Professorship | 04/28/06 | \$63,241 | \$223,574 | \$446,169 | \$0 | \$7,575 | \$31,671 | \$0 | \$485,415 | | | |
| TVA Power Engineering Endowment Fund | 04/16/99 | \$1,000,000 | \$1,000,000 | \$2,401,381 | \$0 | \$0 | \$163,713 | (\$91,618) | \$2,473,476 | | | |
| Tyler Aaron Gill Professorship in Vascular Surgery ³ | 12/19/97 | \$0 | \$200,000 | \$234,693 | \$0 | \$0 | \$16,100 | (\$6,740) | \$244,053 | | | |
| U.S. Surgical Endowed Professorship in Pharmacy Administration | 04/06/99 | \$100,000 | \$100,000 | \$249,650 | \$0 | \$0 | \$17,098 | (\$7,797) | \$258,951 | | | |
| UK College of Human Environmental Sciences Alumni Association Endowed Professorship | 11/30/00 | \$50,000 | \$53,367 | \$227,703 | \$0 | \$0 | \$17,687 | (\$8,716) | \$236,674 | | | |
| UK Nursery/Landscape Research Endowment | 10/12/99 | \$34,200 | \$34,571 | \$86,638 | \$0 | \$0 | \$5,907 | (\$3,305) | \$89,239 | | | |
| Ullin W. Leavell, MD Professorship in Dermatology | 02/14/11 | \$100,000 | \$107,388 | \$319,951 | \$0 | \$39,274 | \$23,316 | \$0 | \$382,541 | | | |
| University of Kentucky Association of Emeriti Faculty Endowed Fellowship Fund | 04/17/02 | \$50,000 | \$155,263 | \$254,502 | \$0 | \$7,062 | \$17,744 | (\$9,951) | \$269,356 | | | |
| Office for Policy Studies on Violence Against Women, College of Arts & Sciences | 10/03/03 | \$20,608 | \$23,177 | \$67,802 | \$0 | \$0 | \$3,658 | \$0 | \$71,460 | | | |
| Ashley T. Judd Distinguished Graduate Fellowship | 7/23/2021 | \$111,928 | \$138,073 | \$411,361 | \$0 | \$0 | \$23,195 | \$0 | \$434,557 | | | |
| University of Kentucky Margaret Ingels Society of Women Engineers Graduate Fellowship Fund | 09/01/99 | \$25,000 | \$25,000 | \$62,301 | \$0 | \$0 | \$4,247 | (\$2,377) | \$64,172 | | | |
| University of Kentucky Oral History Endowment Fund | 03/29/04 | \$679,740 | \$778,713 | \$1,946,078 | \$0 | \$1,050 | \$149,789 | (\$74,570) | \$2,022,347 | | | |
| University of Kentucky Woman's Club Fund | 10/07/03 | \$100,000 | \$103,050 | \$287,234 | \$0 | \$500 | \$19,630 | (\$10,972) | \$296,393 | | | |
| University Professorship in Allied Health | 01/09/01 | \$50,000 | \$50,000 | \$131,197 | \$0 | \$0 | \$8,944 | (\$5,005) | \$135,136 | | | |
| University Professorship in Dentistry | 12/06/00 | \$50,000 | \$50,000 | \$126,095 | \$0 | \$0 | \$8,596 | (\$4,811) | \$129,881 | | | |
| University Professorship in Graduate Medical Education | 12/06/00 | \$50,000 | \$50,100 | \$161,305 | \$0 | \$0 | \$11,013 | (\$5,897) | \$166,422 | | | |
| University Professorship in Medicine | 12/09/00 | \$50,000 | \$50,000 | \$140,478 | \$0 | \$0 | \$9,819 | \$0 | \$150,296 | | | |
| University Professorship in Pharmacy | 04/11/01 | \$50,000 | \$50,000 | \$177,737 | \$0 | \$0 | \$10,230 | (\$5,725) | \$182,242 | | | |

**University of Kentucky
Endowment Match Program
Table 5: Components of Change in Endowment Market Value
During Fiscal Year 2022 - 2023**

| Endowment Name | Date Estab. | Prior to 07/01/22 | | | | During Fiscal Year 2022 - 2023 | | | | Market Value as of 06/30/23 |
|---|-------------|----------------------|----------------|-----------------------------|----------------------|--------------------------------|----------------------------|-----------------------------------|--------------|-----------------------------|
| | | State Funds Received | Gifts Received | Market Value as of 07/01/22 | State Funds Received | Gifts Received | Investment Earnings (Loss) | Earnings Distributed ¹ | | |
| USEC Inc. Graduate Fellowship | 09/27/02 | \$50,000 | \$50,000 | \$133,681 | \$0 | \$0 | \$9,114 | (\$5,100) | \$137,694 | |
| Vaughn & Melton Graduate Fellowship in Civil Engineering | 04/26/01 | \$100,000 | \$107,788 | \$255,377 | \$0 | \$0 | \$17,410 | (\$9,743) | \$263,043 | |
| Verizon Communications Graduate Fellowship | 12/15/99 | \$900,000 | \$900,203 | \$2,226,899 | \$0 | \$0 | \$154,344 | (\$86,375) | \$2,294,868 | |
| Verizon Wireless Chair on Studies on Violence Against Women | 12/31/04 | \$500,000 | \$500,000 | \$1,302,451 | \$0 | \$0 | \$88,777 | (\$49,682) | \$1,341,546 | |
| Vernon R. Wiehe Endowed Professorship in Family Violence | 05/16/00 | \$50,000 | \$50,445 | \$169,021 | \$0 | \$0 | \$13,442 | \$0 | \$182,463 | |
| Violet Irene Eads Research Fund for Eye Tissue in the Lions Eye Bank of Lexington | 11/08/01 | \$56,000 | \$61,574 | \$256,363 | \$0 | \$0 | \$17,913 | \$0 | \$274,276 | |
| Virginia T. Barrow Chair in Brain Disease Research | 10/27/06 | \$1,191,972 | \$1,248,866 | \$2,950,785 | \$0 | \$0 | \$201,170 | (\$112,580) | \$3,039,375 | |
| Von Allmen School of Accountancy Fellowship | 04/29/00 | \$1,000,000 | \$1,000,415 | \$2,317,220 | \$0 | \$0 | \$157,976 | (\$88,408) | \$2,386,788 | |
| Von Allmen School of Accountancy Research Support | 04/29/00 | \$2,000,000 | \$2,000,180 | \$4,978,453 | \$0 | \$0 | \$343,607 | (\$145,876) | \$5,176,184 | |
| W. Hugh Peel Collection | 08/14/86 | \$200,000 | \$226,000 | \$832,749 | \$0 | \$0 | \$56,768 | (\$31,769) | \$857,749 | |
| W. T. Young STM Library Endowment Fund | 03/08/01 | \$12,998,356 | \$12,998,506 | \$40,963,571 | \$0 | \$50 | \$3,192,331 | (\$1,351,174) | \$42,804,778 | |
| W.T. Young Library Endowment Fund | 03/07/00 | \$5,770,332 | \$5,993,097 | \$18,346,337 | \$0 | \$0 | \$1,429,745 | (\$605,149) | \$19,170,933 | |
| Wallace Charles Hill Graduate Fellowship in Administration and Supervision | 05/18/99 | \$50,000 | \$50,000 | \$120,606 | \$0 | \$77,761 | \$10,695 | (\$3,902) | \$205,160 | |
| Wallace Charles Hill Professorship in Rehabilitation Counseling | 05/18/99 | \$50,000 | \$50,000 | \$132,628 | \$0 | \$94,843 | \$13,898 | (\$4,512) | \$236,858 | |
| Wendell H. Ford Endowed Professorship | 03/07/00 | \$590,410 | \$603,127 | \$1,677,592 | \$0 | \$0 | \$114,363 | (\$64,001) | \$1,727,955 | |
| Werner F. S. Schmitt Professorship in Aging and Neurobehavior | 11/30/05 | \$146,485 | \$238,606 | \$741,720 | \$0 | \$6,000 | \$52,006 | \$0 | \$799,726 | |
| Whalen Graduate Fellowship Fund | 08/15/00 | \$500,000 | \$500,320 | \$1,138,464 | \$0 | \$0 | \$77,618 | (\$43,437) | \$1,172,645 | |
| Wilbur E. Chelgren Professorship in Accounting | 06/02/00 | \$125,000 | \$125,000 | \$336,938 | \$0 | \$0 | \$23,547 | \$0 | \$360,486 | |
| William A. Marquard Chair in Cancer Research | 11/29/04 | \$750,000 | \$771,393 | \$2,077,421 | \$0 | \$0 | \$145,176 | \$0 | \$2,222,596 | |
| William Baxter Jennings Fellowship Endowment Fund | 06/01/04 | \$64,225 | \$88,790 | \$184,895 | \$0 | \$50 | \$12,607 | (\$7,055) | \$190,497 | |
| William H. Otis and Marquita Sivils Otis Professorship in Gerontology and Intergenerational Social Work | 03/14/07 | \$50,000 | \$54,450 | \$167,175 | \$0 | \$0 | \$10,955 | (\$7,500) | \$170,630 | |
| William H. Ray Professorship | 04/27/07 | \$47,655 | \$47,655 | \$101,520 | \$0 | \$0 | \$6,918 | (\$3,872) | \$104,566 | |
| William J. Tuggle & Nina B. Tuggle Professorship in English | 03/06/97 | \$300,000 | \$300,000 | \$759,601 | \$0 | \$0 | \$52,100 | (\$23,117) | \$788,584 | |
| William R. Markesbery, MD Chair in Neurotrauma Research | 04/09/00 | \$500,000 | \$500,000 | \$1,172,566 | \$0 | \$0 | \$81,045 | (\$15,082) | \$1,238,529 | |

University of Kentucky
 Endowment Match Program
 Table 5: Components of Change in Endowment Market Value
 During Fiscal Year 2022 - 2023

| Endowment Name | Date Estab. | Prior to 07/01/22 | | | | During Fiscal Year 2022 - 2023 | | | | Market Value as of 06/30/23 |
|---|-------------|----------------------|----------------------|-----------------------------|----------------------|--------------------------------|----------------------------|-----------------------------------|----------------------|-----------------------------|
| | | State Funds Received | Gifts Received | Market Value as of 07/01/22 | State Funds Received | Gifts Received and Transfers | Investment Earnings (Loss) | Earnings Distributed ¹ | | |
| William Robert Mills Chair in Equine Infectious Diseases ² | 12/09/98 | \$0 | \$3,355,208 | \$4,844,217 | \$0 | \$0 | \$330,357 | (\$184,877) | \$4,989,697 | |
| William Stamps Farish Fund Chair in Cancer Research | 09/01/04 | \$1,000,000 | \$1,000,000 | \$2,839,732 | \$0 | \$0 | \$196,373 | (\$69,900) | \$2,966,205 | |
| William Stamps Farish Fund Chair in Plastic Surgery | 02/16/05 | \$1,000,000 | \$1,000,000 | \$2,351,778 | \$0 | \$0 | \$160,331 | (\$89,725) | \$2,422,384 | |
| William T. Bryan Endowed Chair in History | 12/08/98 | \$500,000 | \$508,848 | \$1,326,141 | \$0 | \$0 | \$90,288 | (\$52,427) | \$1,364,002 | |
| William T. Bryan Endowed Chair in Public Finance in the Martin School | 12/08/98 | \$500,000 | \$508,848 | \$1,312,401 | \$0 | \$0 | \$89,499 | (\$50,086) | \$1,351,814 | |
| William T. Bryan Endowed Chair in Public Finance in the Martin School | 11/08/05 | \$125,000 | \$125,000 | \$315,010 | \$0 | \$0 | \$21,482 | (\$12,022) | \$324,470 | |
| William T. Bryan Endowed Chair in Spanish | 12/08/98 | \$500,000 | \$508,848 | \$1,327,591 | \$0 | \$0 | \$91,890 | (\$19,814) | \$1,399,667 | |
| William T. Bryan Endowed Chair in Special Education | 12/08/98 | \$500,000 | \$508,848 | \$1,431,903 | \$0 | \$0 | \$98,431 | (\$56,102) | \$1,474,233 | |
| William T. Bryan Endowed Chair in Vocal Music | 12/08/98 | \$500,000 | \$508,848 | \$1,312,400 | \$0 | \$0 | \$89,499 | (\$50,086) | \$1,351,813 | |
| William T. Bryan Endowed Professorship in Materials Engineering | 12/08/98 | \$125,000 | \$125,000 | \$315,010 | \$0 | \$0 | \$21,482 | (\$12,022) | \$324,470 | |
| William T. Bryan Library Endowment Fund | 08/24/00 | \$750,000 | \$770,220 | \$2,388,738 | \$0 | \$0 | \$186,157 | (\$78,792) | \$2,496,103 | |
| William T. Bryan University Chair | 12/08/98 | \$500,000 | \$508,848 | \$1,437,480 | \$0 | \$0 | \$98,032 | (\$54,861) | \$1,480,650 | |
| William T. Young Endowed Chair | 04/12/02 | \$500,000 | \$500,000 | \$1,409,068 | \$0 | \$0 | \$98,500 | \$0 | \$1,507,569 | |
| William T. Young Library Endowment for Markey Cancer Center | 05/24/01 | \$1,500,000 | \$1,500,000 | \$4,712,601 | \$0 | \$0 | \$367,259 | (\$155,445) | \$4,924,415 | |
| William T. Young Library Endowment for Saunders Brown Center on Aging | 05/24/01 | \$1,000,000 | \$1,000,000 | \$3,014,361 | \$0 | \$0 | \$234,913 | (\$99,428) | \$3,149,845 | |
| Women's Circle Endowment | 07/31/06 | \$503,718 | \$513,042 | \$1,182,062 | \$0 | \$0 | \$80,572 | (\$45,090) | \$1,217,544 | |
| Wyatt, Tarrant & Combs Professorship of Law II | 04/01/99 | \$60,000 | \$60,000 | \$139,653 | \$0 | \$0 | \$9,521 | (\$5,328) | \$143,845 | |
| Zantker Charitable Foundation Professorship in Judaic Studies | 11/08/00 | \$473,350 | \$490,550 | \$1,393,397 | \$0 | \$0 | \$109,650 | (\$32,510) | \$1,470,537 | |
| Zantker Foundation Professorship in Jewish Literature, Culture, and History | 10/20/05 | \$250,000 | \$250,000 | \$644,882 | \$0 | \$0 | \$44,624 | (\$9,978) | \$679,529 | |
| Zimmer Endowment for Orthopaedic Research | 03/21/01 | \$300,000 | \$300,000 | \$747,576 | \$0 | \$0 | \$50,965 | (\$28,521) | \$770,020 | |
| Existing RCTF Funded Endowments Sub-Total | | \$213,597,359 | \$237,641,896 | \$618,687,735 | \$0 | \$2,384,742 | \$43,729,557 | (\$18,777,807) | \$646,024,227 | |
| Grand Total | | \$213,597,359 | \$237,641,896 | \$618,687,735 | \$0 | \$7,178,502 | \$43,927,983 | (\$18,777,807) | \$651,016,413 | |

NOTES TO TABLE 5

¹ Net of reinvestment of prior year spending distributions.
² State funds and matching gifts recorded in different funds. See attached Footnote 2 schedule.
³ State funds and matching gifts recorded in different funds. See attached Footnote 3 schedule.

Note 2: The following table is a summary of all activity in the accounts related to the Schlaikjer gifts and pledges to clearly identify state and gift funds received.

| Endowment Name | Date Estab. | Prior to 07/01/22 | | | | During Fiscal Year 2022 - 2023 | | | |
|---|-------------|----------------------|---------------------|-----------------------------|----------------------|--------------------------------|----------------------------|-----------------------------------|--------------------------|
| | | State Funds Received | Gifts Received | Market Value as of 07/01/22 | State Funds Received | Gifts Received and Transfers | Investment Earnings (Loss) | Earnings Distributed ¹ | Market Value of 06/30/23 |
| 0705121800 Albert G. Clay Endowed Chair in Equine Reproduction | 12/09/98 | \$3,250,000 | \$24,225 | \$5,530,603 | \$0 | \$0 | \$376,978 | (\$210,967) | \$5,696,614 |
| 0705165700 Jes & Clementine Schlaikjer Professorship - I | 06/11/02 | \$0 | \$256,515 | \$392,332 | \$0 | \$0 | \$26,738 | (\$14,963) | \$404,107 |
| 0705165800 Jes & Clementine Schlaikjer Professorship - II | 06/11/02 | \$0 | \$253,538 | \$410,367 | \$0 | \$0 | \$27,965 | (\$15,650) | \$422,682 |
| 0705122000 Jes E. and Clementine Mills Schlaikjer Chair in Equine Infectious Diseases | 12/09/98 | \$0 | \$3,467,208 | \$5,186,768 | \$0 | \$0 | \$353,621 | (\$197,896) | \$5,342,493 |
| 0705122300 John A. Morris Library Endowed Research and Mission Support Fund | 12/09/98 | \$1,000,000 | \$0 | \$1,263,020 | \$0 | \$0 | \$86,131 | (\$48,201) | \$1,300,950 |
| 0705121700 John S. & Elizabeth A. Knight Chair Endowment Supplement | 12/09/98 | \$1,716,000 | \$249,657 | \$2,685,700 | \$0 | \$0 | \$183,096 | (\$102,465) | \$2,766,330 |
| 0705119800 Major Endowed Research Fund in Veterinary Science | 12/09/98 | \$1,825,881 | \$10,000 | \$2,325,757 | \$0 | \$0 | \$158,605 | (\$88,759) | \$2,395,602 |
| 0705159500 Paul Mellon Endowed Graduate Student Support | 04/04/00 | \$0 | \$1,750,000 | \$2,328,345 | \$0 | \$0 | \$158,782 | (\$88,859) | \$2,398,268 |
| 0705159400 Paul Mellon Equine Research Endowment | 04/04/00 | \$0 | \$1,029,175 | \$1,269,065 | \$0 | \$0 | \$86,544 | (\$48,433) | \$1,307,177 |
| 0705149700 Paul Mellon Post Doctorial Fellowship | 03/27/01 | \$2,392,537 | \$2,436 | \$3,243,378 | \$0 | \$0 | \$221,182 | (\$123,779) | \$3,340,780 |
| 0705122200 Pin Oak Stud Endowed Research Fund | 04/06/99 | \$500,000 | \$500,000 | \$1,281,872 | \$0 | \$0 | \$87,417 | (\$48,921) | \$1,320,369 |
| 0705122100 William Robert Mills Chair in Equine Infectious Diseases | 12/09/98 | \$0 | \$3,355,208 | \$4,844,217 | \$0 | \$0 | \$330,357 | (\$184,877) | \$4,989,697 |
| Total | | \$10,684,418 | \$10,897,962 | \$30,761,425 | \$0 | \$0 | \$2,097,416 | (\$1,173,771) | \$31,685,07 |

NOTES TO TABLE 5

Note 3: The following table is a summary of all activity in the accounts related to the Gill gifts and pledges to clearly identify state and gift funds received.

| Endowment Name | Date Estab. | Prior to 07/01/22 | | | During Fiscal Year 2022 - 2023 | | | Market Value of 06/30/23 | |
|---|-------------|----------------------|--------------------|-----------------------------|--------------------------------|------------------------------|----------------------------|--------------------------|-----------------------------------|
| | | State Funds Received | Gifts Received | Market Value as of 07/01/22 | State Funds Received | Gifts Received and Transfers | Investment Earnings (Loss) | | Earnings Distributed ¹ |
| 0705130700 Alvin L. Morris Professorship in Oral Health Research | 01/20/98 | \$200,000 | \$200 | \$237,278 | \$0 | \$0 | \$16,176 | (\$9,053) | \$244,402 |
| 0705128200 Gill Foundation Chair in Preventive Cardiology | 01/20/98 | \$0 | \$1,000,000 | \$1,574,059 | \$0 | \$0 | \$108,588 | (\$46,847) | \$1,635,800 |
| 0705133000 Gill Foundation Professorship in Interventional Cardiology | 12/19/97 | \$0 | \$200,225 | \$225,402 | \$0 | \$0 | \$15,367 | (\$8,600) | \$232,169 |
| 0705164800 Gill Heart Institute Endowment | 12/26/02 | \$0 | \$1,168,759 | \$1,600,480 | \$0 | \$0 | \$110,843 | (\$43,413) | \$1,667,910 |
| 0705131200 Harry B. Kostenbauder Professorship in Pharmacy | 04/24/02 | \$200,000 | \$36,075 | \$336,420 | \$0 | \$0 | \$22,931 | (\$12,833) | \$346,518 |
| 0705128100 Jack M. Gill Chair in Internal Medicine | 01/20/98 | \$1,000,000 | \$0 | \$1,216,072 | \$0 | \$0 | \$82,905 | (\$46,396) | \$1,252,582 |
| 0705121100 Jacqueline A. Noonan - CMN Research Chair in Pediatrics | 12/08/08 | \$1,000,000 | \$1,002,276 | \$3,206,023 | \$0 | \$0 | \$223,099 | (\$30,700) | \$3,398,422 |
| 0705130400 Jacqueline A. Noonan Professorship in Pediatrics | 01/20/98 | \$200,000 | \$305,990 | \$630,476 | \$0 | \$0 | \$44,033 | \$0 | \$674,509 |
| 0705132800 Jason Alexander Gill Professorship in Cardiothoracic Surgery | 12/19/97 | \$0 | \$200,000 | \$292,547 | \$0 | \$0 | \$20,447 | \$0 | \$312,994 |
| 0705132900 Jefferson Morris Gill, Ph.D. Professorship in Cardiology | 12/19/97 | \$0 | \$200,000 | \$260,395 | \$0 | \$0 | \$17,752 | (\$9,935) | \$268,213 |
| 0705114400 Jennifer Gill Roberts Professorship in Pediatric Cardiology | 12/19/97 | \$0 | \$200,000 | \$285,112 | \$0 | \$0 | \$19,642 | (\$9,524) | \$295,231 |
| 0705134200 Joseph Hamburg Professorship in Rehabilitation Sciences | 01/20/98 | \$200,000 | \$0 | \$243,562 | \$0 | \$0 | \$16,605 | (\$9,292) | \$250,874 |
| 0705130900 Linda C. Gill Chair in Nursing | 01/20/98 | \$1,000,000 | \$500 | \$1,188,057 | \$0 | \$0 | \$80,995 | (\$45,327) | \$1,223,725 |
| 0705131000 Marcia A. Dake Professorship in Nursing | 01/20/98 | \$250,000 | \$68,400 | \$464,701 | \$0 | \$0 | \$31,681 | (\$17,730) | \$478,653 |
| 0705132700 Tyler Aaron Gill Professorship in Vascular Surgery | 12/19/97 | \$0 | \$200,000 | \$234,693 | \$0 | \$0 | \$16,100 | (\$6,740) | \$244,053 |
| Total | | \$4,050,000 | \$4,582,424 | \$11,995,278 | \$0 | \$0 | \$827,165 | (\$296,388) | \$12,526,05 |



UNIVERSITY OF KENTUCKY

UNIVERSITY BUDGET OFFICE

2365 Harrodsburg Road, Suite B150, Lexington, KY 40504 | 859 257-1841 | uky.edu/ubo

An Equal Opportunity Employer